


# WSU Spokane's New Work Request System Tutorial (Draft)













Home Process Setup Notifications 16 Settings ▾

Request Templates



## Spokane Ready Request DEV

Standard Maintenance

 <p>Campus/Grounds</p>	 <p>Card/Keypad Access Trouble</p>	 <p>Cleaning/Spills</p>	 <p>Clocks</p>	 <p>Critter Control</p>	 <p>Door/Key/Lock</p>
 <p>Leaks/Smells</p>	 <p>Lights/Electrical</p>	 <p>Paper/Soap/Sanitizer Refill</p>	 <p>Room Temperatures</p>	 <p>Sink/Faucet/Toilet</p>	 <p>Other</p>

What issue are you reporting? Click the relevant tile above.



### Leaks/Smells Request:

Should we be contacting someone other than yourself regarding this request?

Yes  
 No

If this field is blank, the phone number in your User Profile for ReADY is missing. Please update your user profile to add a number.

(509) 358-7760

Please Identify the Building, Floor, and Room Number:

Property

Please describe the specific location of the issue (floor, room number, suite, stairwell, entrance, etc.):

Cancel Next >

On this next screen, you'll tell us the location of the issue.

### Leaks/Smells Request:

Attachments are not required, however pictures are helpful to communicate your request.

Drop Files To Attach Or:

Leaks Or Smells

Leaks  
 Smells

Other/Additional Information:

Cancel < Previous Next >

Then you'll give us more detail about the issue and can attach a file, if necessary. Photos are supremely helpful!

Please click the **REVIEW** button below to confirm that the information being submitted is accurate. Remember to click the **SUBMIT** button at the bottom of the next screen to submit your request.

Description

HEALTH SCIENCES BUILDING-WSU SPOKANE undefined Leaks: Stained or dripping ceiling tile | Just inside main door| Contact: Jeffrey Hedrick| Phone: (509) 358-7760

< Previous Review

On the next two screens (just one shown here), you'll review the info and submit.

Once submitted, FacOps is on the case. Come back to ReADY at any time and click on the "Process" link to view requests, check order status, and communicate with us directly!

Home Process Setup Notifications Settings

### Request

Filter Your Open Requests

Awaiting Your Review	1	Today
Your Open Requests	31	Leaks/Smells 1146 Jeffrey Hedrick 01/30/2024

Note – you will first encounter a log-in screen when accessing ReADY. Like other WSU apps, you will log in using single sign-on.