
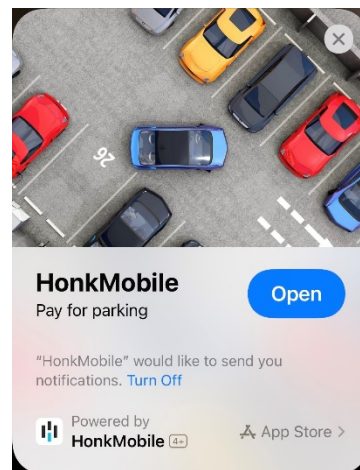
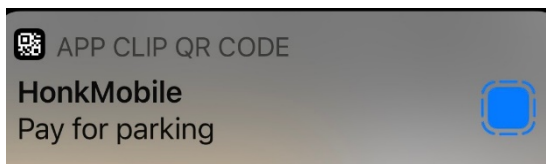


EVENT PARKING CODE GUIDE

1. Open your device camera  (e.g., smartphone or tablet) and point at this QR CODE



2. Follow/click screen-prompts, “app clip” then “OPEN”, to purchase parking in GREEN parking zone



3. To pay, click “Day Rate”, click “Add Promo” on checkout screen, then “Enter Code” (for event). Click “Park for Free” that will appear at bottom after Event Code is applied. Done.

