

Social Work (44.0701)

Contents

About Emsi	1
Program Definition	2
Competitive Landscape	3
Labor Market Demand	7
Relevant Skills	18
Appendix A (Occupations)	21

About Emsi

Emsi—an affiliate of the Strada Education Network—is a labor market analytics firm that is passionate about providing meaningful data for colleges and their students.

Our data is trusted by a breadth of users including researchers at colleges and universities, economic development organizations, and Fortune 500 companies.

Emsi data offers a three-pronged approach to labor market information:

1. Our traditional LMI combines dozens of government sources from agencies like the Bureau of Economic Analysis, U.S. Census Bureau, and Bureau of Labor Statistics into one dataset that details industries, occupations, demographics, academic programs, and more.
2. Emsi's job posting analytics give a real-time look into the needs of employers in today's labor market. Each month, millions of postings are scraped from employer sites and job boards, de-duplicated, and compiled into an actionable dataset.
3. Emsi also leverages workforce profiles—an innovative database of more than 100 million resumés and professional profiles that are aggregated from the open web. These profiles unify information for workers—such as education, employment history, skills, and more—to reveal robust detail on what is happening in today's workforce.

Together, these data related to labor market demand, relevant skills, and the competitive landscape help colleges and universities make informed decisions about their program offerings.

Program Definition

Institution:

Code	Description
236939	Washington State University

Program in Question:

Code	Description
44.0701	Social Work

Competitive Landscape

Institution Sectors:

Description
Public, 4-year or above
Private not-for-profit, 4-year or above

Description
Private for-profit, 4-year or above

Education Levels:

Description
Bachelor's Degree

Description
Master's Degree

Program Type:

Description
Distance Offered (Includes Hybrid & Mixed Modality Programs)

Description
Non-Distance Offered Programs

Region:

Code	Description
53	Washington

Additional Competing Programs:

Code	Description
44.0701	Social Work
44.0799	Social Work, Other
51.1503	Clinical/Medical Social Work

Code	Description
51.1599	Mental and Social Health Services and Allied Professions, Other
44.0000	Human Services, General
44.0702	Youth Services/Administration

Student Charges Type: Tuition & Fees

Student Charges Grad Status: Graduate

Student Charges Residency:In-State

Program Overview

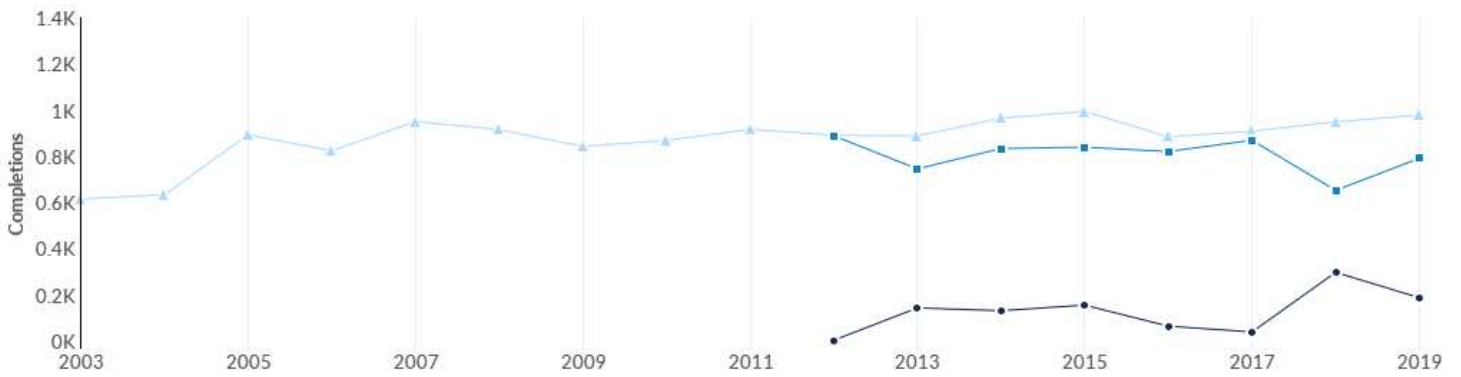


	Completions (2019)	% Completions	Institutions (2019)	% Institutions
● All Programs	978	100%	16	100%
● Distance Offered Programs	187	19%	3	19%
● Non-Distance Offered Programs	791	81%	13	81%

Completions by Institution

Institution	Completions (2019)	Growth % YOY (2019)	Market Share (2019)	IPEDS Tuition & Fees (2019)
University of Washington-Seattle Campus	283	-1.0%	28.9%	\$19,293
Eastern Washington University	140	-16.7%	14.3%	\$12,704
Western Washington University	124	44.2%	12.7%	\$11,934
University of Washington-Tacoma Campus	112	8.7%	11.5%	\$19,467
Walla Walla University	105	11.7%	10.7%	\$22,953
Heritage University	53	35.9%	5.4%	\$9,476
Seattle University	41	-22.6%	4.2%	\$20,105
Central Washington University	38	-9.5%	3.9%	\$11,537
Seattle Central College	20	0.0%	2.0%	N/A
Pacific Lutheran University	18	50.0%	1.8%	\$30,316

Regional Trends



	2012 Completions	2019 Completions	% Change
● Distance Offered Programs	3	187	+6,133.3%
■ Non-Distance Offered Programs	888	791	-10.9%
▲ All Programs	891	978	+9.8%

Labor Market Demand

Labor Market Area Selection:

Code	Description
53	Washington

Target Occupations:

11 items selected. See Appendix A for details.

Degree Levels:

Description
Bachelor's degree

Completions Year (default): 2019

Jobs Year (default): 2020

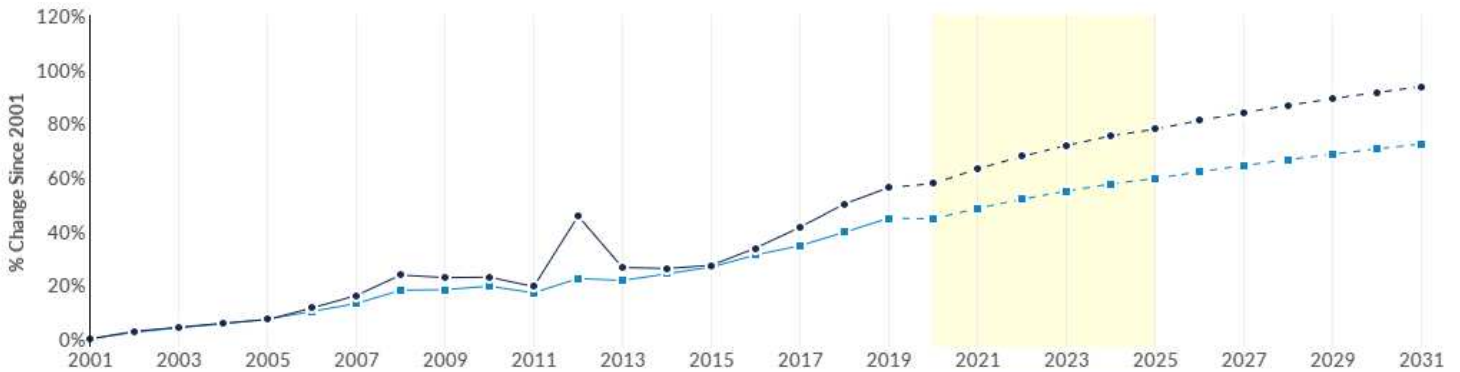
Target Occupations

*Filtered by the proportion of the national workforce in these occupations with a Bachelor's degree

<p>16,315 Jobs (2020)* 1% <i>above</i> National average*</p>	<p>+12.0% % Change (2020-2025)* Nation: +9.7%*</p>	<p>\$24.62/hr \$51.2K/yr Median Earnings Nation: \$22.32/hr; \$46.4K/yr</p>	<p>1,924 Annual Openings*</p>
---	--	--	--

Occupation	2020 Jobs*	Annual Openings*	Median Earnings	Growth (2020 - 2025)*
Child, Family, and School Social Workers	3,353	366	\$26.81/hr	+10.05%
Social and Human Service Assistants	3,315	474	\$18.53/hr	+14.39%
Substance Abuse, Behavioral Disorder, and Mental Health Counselors	2,926	368	\$23.17/hr	+15.62%
Social and Community Service Managers	1,695	181	\$32.64/hr	+13.92%
Probation Officers and Correctional Treatment Specialists	1,329	110	\$30.00/hr	+3.16%
Healthcare Social Workers	1,150	129	\$30.19/hr	+11.04%
Community Health Workers	1,025	120	\$18.21/hr	+8.98%
Social Workers, All Other	745	78	\$36.55/hr	+7.92%
Mental Health and Substance Abuse Social Workers	344	42	\$26.89/hr	+15.70%
Counselors, All Other	284	32	\$28.17/hr	+10.92%
Marriage and Family Therapists	149	25	\$24.55/hr	+32.21%

Regional Trends



Region	2020 Jobs	2025 Jobs	Change	% Change
● Region	47,976	54,130	6,154	12.8%
■ Nation	1,915,286	2,114,152	198,866	10.4%

Occupation Gender Breakdown



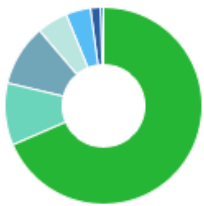
Gender	2020 Jobs	2020 Percent
● Males	12,121	24.2%
● Females	38,040	75.8%

Occupation Age Breakdown




Age	2020 Jobs	2020 Percent
14-18	148	0.3%
19-24	2,584	5.2%
25-34	12,206	24.3%
35-44	11,174	22.3%
45-54	10,431	20.8%
55-64	9,149	18.2%
65+	4,469	8.9%

Occupation Race/Ethnicity Breakdown



Race/Ethnicity	2020 Jobs	2020 Percent
White	34,370	68.5%
Hispanic or Latino	5,109	10.2%
Black or African American	5,040	10.0%
Asian	2,534	5.1%
Two or More Races	2,035	4.1%
American Indian or Alaska Native	814	1.6%
Native Hawaiian or Other Pacific Islander	259	0.5%

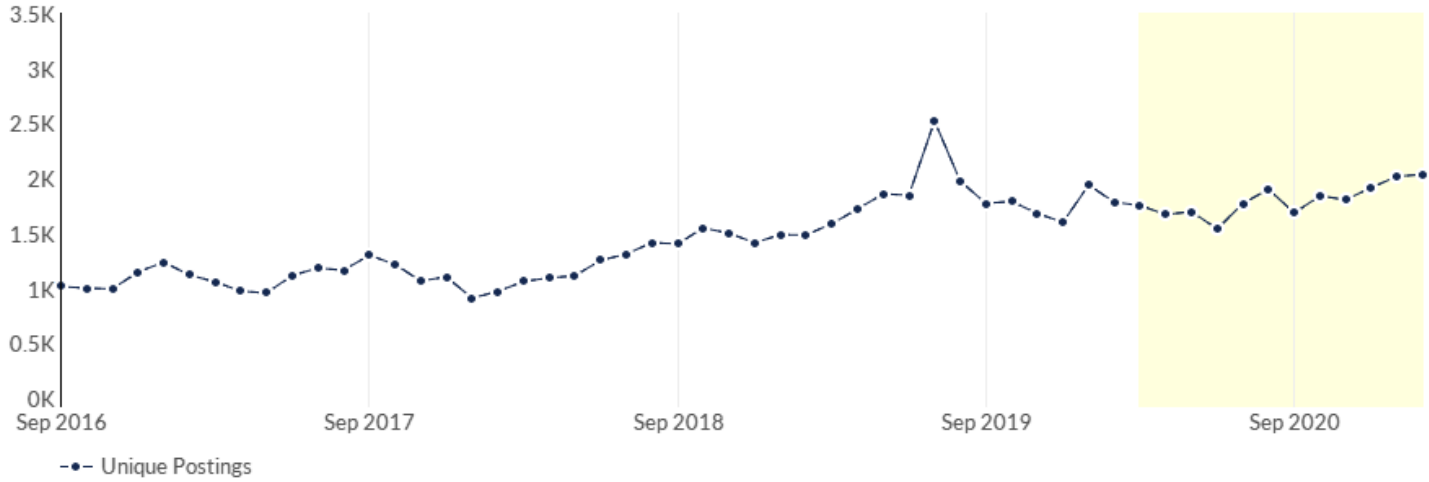
Job Postings Summary

<p>8,771 Unique Postings 41,018 Total Postings</p>	<p>5 : 1 Posting Intensity  Regional Average: 5 : 1</p>	<p>33 days Median Posting Duration Regional Average: 33 days</p>
--	--	--

There were **41,018** total job postings for your selection from March 2020 to February 2021, of which **8,771** were unique. These numbers give us a Posting Intensity of **5-to-1**, meaning that for every 5 postings there is 1 unique job posting.

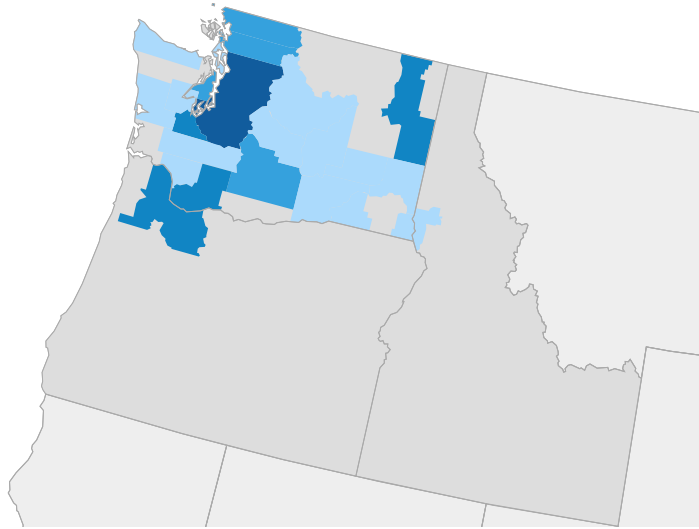
This is close to the Posting Intensity for all other occupations and companies in the region (5-to-1), indicating that they are putting average effort toward hiring for this position.

Unique Postings Trend













Month	Unique Postings	Posting Intensity
Feb 2021	2,036	6 : 1
Jan 2021	2,018	6 : 1
Dec 2020	1,916	6 : 1
Nov 2020	1,805	6 : 1
Oct 2020	1,841	6 : 1
Sep 2020	1,685	6 : 1
Aug 2020	1,901	6 : 1
Jul 2020	1,771	6 : 1
Jun 2020	1,539	6 : 1
May 2020	1,698	6 : 1
Apr 2020	1,670	5 : 1
Mar 2020	1,754	5 : 1

Job Postings Regional Breakdown













MSA	Unique Postings (Mar 2020 - Feb 2021)
Seattle-Tacoma-Bellevue, WA	4,140
Spokane-Spokane Valley, WA	552
Olympia-Lacey-Tumwater, WA	537
Portland-Vancouver-Hillsboro, OR-WA	422
Yakima, WA	297






Top Companies Posting

Company	Total/Unique (Mar 2020 - Feb 2021)	Posting Intensity	Median Posting Duration
State of Washington	4,434 / 861	5 : 1 	22 days
Washington State University	1,652 / 363	5 : 1 	19 days
Pioneer Human Services	2,222 / 324	7 : 1 	42 days
University of Washington	1,458 / 150	10 : 1 	47 days
Telecare Corporation	571 / 119	5 : 1 	37 days
Catholic Community Services of Western Washington	1,056 / 115	9 : 1 	67 days
Sea-Mar Community Health Center	442 / 114	4 : 1 	53 days
Catholic Community Services of Southern Arizona, Inc.	1,000 / 99	10 : 1 	61 days
YMCA of Greater Seattle	991 / 83	12 : 1 	54 days
Multi-Care, Inc	747 / 82	9 : 1 	52 days

Top Cities Posting

City	Total/Unique (Mar 2020 - Feb 2021)	Posting Intensity	Median Posting Duration
Seattle, WA	10,869 / 1,871	6 : 1 	35 days
Tacoma, WA	2,673 / 463	6 : 1 	35 days
Spokane, WA	2,510 / 373	7 : 1 	29 days
Vancouver, WA	2,432 / 363	7 : 1 	38 days
Olympia, WA	1,332 / 339	4 : 1 	29 days
Everett, WA	1,191 / 264	5 : 1 	33 days
Bellevue, WA	760 / 175	4 : 1 	32 days
Yakima, WA	843 / 174	5 : 1 	38 days
Bellingham, WA	827 / 169	5 : 1 	38 days
Bremerton, WA	691 / 146	5 : 1 	37 days

Top Posted Occupations

Occupation (SOC)	Total/Unique (Mar 2020 - Feb 2021)	Posting Intensity	Median Posting Duration
Social and Human Service Assistants	20,903 / 4,744	4 : 1 	33 days
Social and Community Service Managers	6,874 / 1,443	5 : 1 	33 days
Mental Health and Substance Abuse Social Workers	4,834 / 913	5 : 1 	37 days
Substance Abuse, Behavioral Disorder, and Mental Health Counselors	3,900 / 765	5 : 1 	37 days
Child, Family, and School Social Workers	2,068 / 514	4 : 1 	27 days
Healthcare Social Workers	1,669 / 242	7 : 1 	43 days
Probation Officers and Correctional Treatment Specialists	475 / 76	6 : 1 	38 days
Marriage and Family Therapists	120 / 44	3 : 1 	31 days
Community Health Workers	175 / 30	6 : 1 	37 days

Top Posted Job Titles

Job Title	Total/Unique (Mar 2020 - Feb 2021)	Posting Intensity	Median Posting Duration
Case Managers	1,063 / 256	4 : 1	36 days
Behavior Technicians	258 / 115	2 : 1	31 days
Substance Use Disorder Counselors	518 / 115	5 : 1	37 days
Behavioral Health Specialists	539 / 112	5 : 1	37 days
Program Coordinators	443 / 95	5 : 1	36 days
Residential Youth Counselors	721 / 93	8 : 1	59 days
Social Services Specialists	342 / 80	4 : 1	49 days
Executive Directors	577 / 73	8 : 1	37 days
Program Managers	273 / 73	4 : 1	30 days
Dshs Social Service Specialists	429 / 72	6 : 1	15 days

Rank as a Talent Provider

Emsi's workforce profile data shows Washington State University has 1,516 alumni working regionally in the occupations *Social and Community Service Managers, Marriage and Family Therapists, Counselors, All Other, Child, Family, and School Social Workers, Healthcare Social Workers, Mental Health and Substance Abuse Social Workers, Social Workers, All Other, Probation Officers and Correctional Treatment Specialists, Social and Human Service Assistants, Community Health Workers, and Substance Abuse, Behavioral Disorder, and Mental Health Counselors*. These 1,516 alumni represent 3.10% of regional profiles working in these occupations, which ranks your institution 3rd among regional talent providers.

<p>1,516</p> <p>Your Alumni in Region Working in Target Occupations</p>	<p>3.10%</p> <p>Percent of Regional Profiles Working in Target Occupations</p>	<p>3</p> <p>Your Rank as a Regional Talent Provider</p>
--	---	--

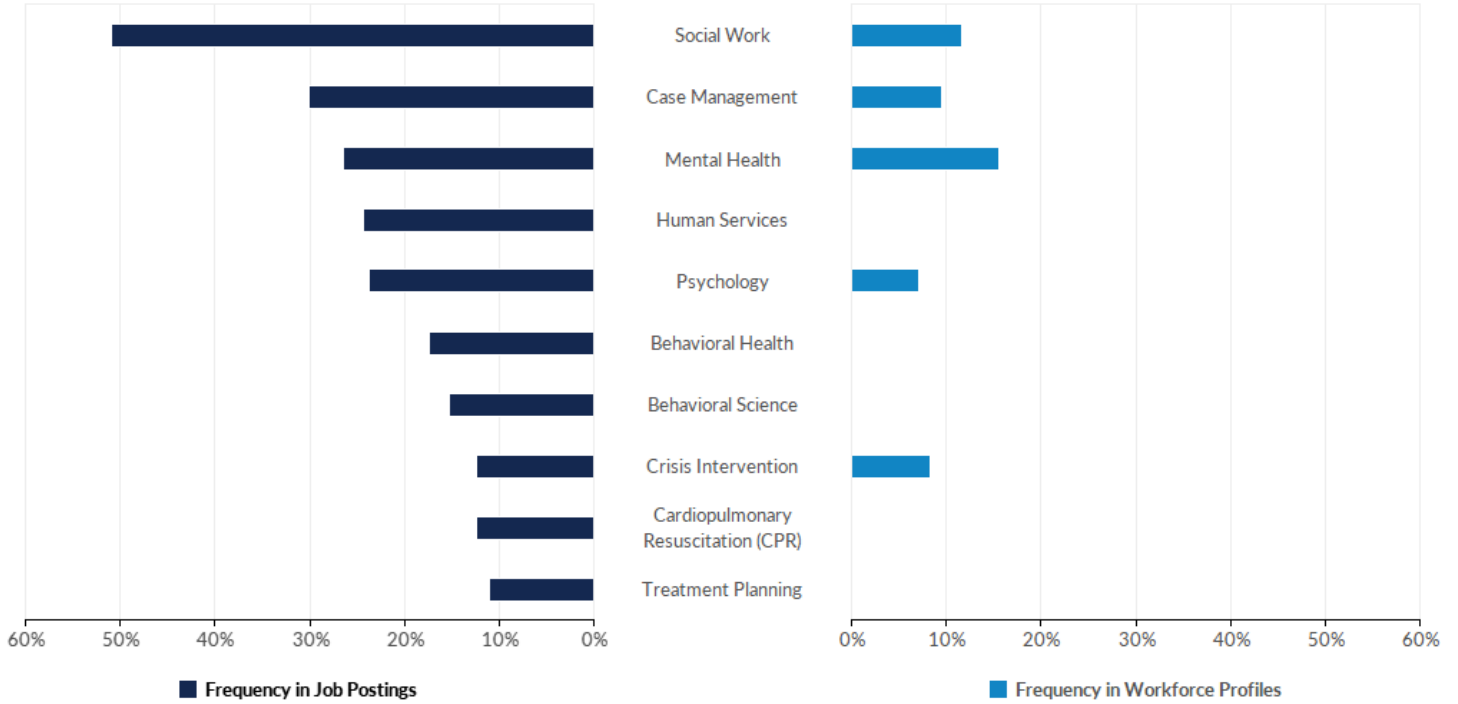
Top Talent Providers

The top regional institutions supplying the labor market with workers employed in the target occupations listed above, based on Emsi's workforce profile data.

School	Profiles	Percent
University of Washington-Seattle Campus	4,653	9.53%
Western Washington University	1,615	3.31%
Washington State University	1,516	3.10%
Eastern Washington University	1,367	2.80%
Seattle University	1,171	2.40%
Central Washington University	976	2.00%
The Evergreen State College	696	1.43%
Seattle Pacific University	639	1.31%
Antioch University-New England	557	1.14%
Pacific Lutheran University	549	1.12%

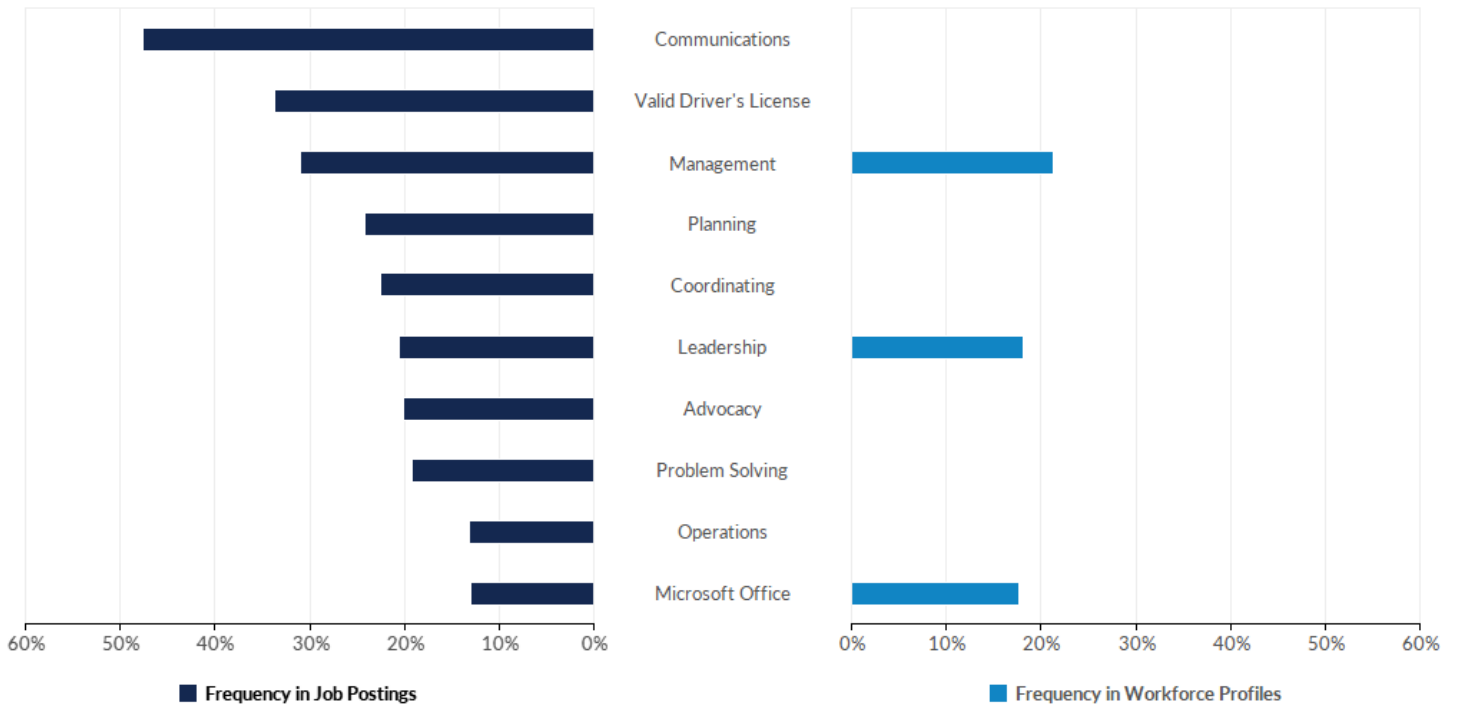
Relevant Skills

Top Hard Skills



Skill	Frequency in Postings	Postings with Skill / Total Postings (Mar 2020 - Feb 2021)	Frequency in Profiles	Profiles with Skill / Total Profiles (2019 - 2021)
Social Work	51%	4,462 / 8,771	12%	5,108 / 43,729
Case Management	30%	2,634 / 8,771	9%	4,151 / 43,729
Mental Health	26%	2,315 / 8,771	16%	6,840 / 43,729
Human Services	24%	2,131 / 8,771	0%	0 / 43,729
Psychology	24%	2,084 / 8,771	7%	3,116 / 43,729
Behavioral Health	17%	1,529 / 8,771	0%	0 / 43,729
Behavioral Science	15%	1,345 / 8,771	0%	0 / 43,729
Crisis Intervention	12%	1,092 / 8,771	8%	3,620 / 43,729
Cardiopulmonary Resuscitation (CPR)	12%	1,084 / 8,771	0%	0 / 43,729
Treatment Planning	11%	964 / 8,771	0%	0 / 43,729

Top Common Skills



Skill	Frequency in Postings	Postings with Skill / Total Postings (Mar 2020 - Feb 2021)	Frequency in Profiles	Profiles with Skill / Total Profiles (2019 - 2021)
Communications	48%	4,172 / 8,771	0%	0 / 43,729
Valid Driver's License	34%	2,960 / 8,771	0%	0 / 43,729
Management	31%	2,712 / 8,771	21%	9,290 / 43,729
Planning	24%	2,127 / 8,771	0%	0 / 43,729
Coordinating	22%	1,973 / 8,771	0%	0 / 43,729
Leadership	21%	1,803 / 8,771	18%	7,940 / 43,729
Advocacy	20%	1,759 / 8,771	0%	0 / 43,729
Problem Solving	19%	1,680 / 8,771	0%	0 / 43,729
Operations	13%	1,153 / 8,771	0%	0 / 43,729
Microsoft Office	13%	1,144 / 8,771	18%	7,712 / 43,729

Top Qualifications

Qualification	Postings with Qualification
Licensed Clinical Social Worker (LCSW)	226
Food Handler's Card	214
Certified Nursing Assistant	185
Licensed Marriage And Family Therapist (LMFT)	183
Licensed Independent Clinical Social Worker	173
Bachelor of Science in Business	125
Licensed Practical Nurse	110
Licensed Professional Counselor (LPC)	104
Licensed Social Worker	86
Bachelor of Science in Business Administration	71

Appendix A (Occupations)

Code	Description	Code	Description
11-9151	Social and Community Service Managers	21-1029	Social Workers, All Other
21-1013	Marriage and Family Therapists	21-1092	Probation Officers and Correctional Treatment Specialists
21-1019	Counselors, All Other	21-1093	Social and Human Service Assistants
21-1021	Child, Family, and School Social Workers	21-1094	Community Health Workers
21-1022	Healthcare Social Workers	21-1018	Substance Abuse, Behavioral Disorder, and Mental Health Counselors
21-1023	Mental Health and Substance Abuse Social Workers		