

WEEKLY MUMMY BERRY UPDATE

(2/25/2023 - 3/03/2023)



This weekly update provides information on the timing of apothecia (mushrooms) development from mummified overwintering berries in Washington's Skagit, Snohomish, and Whatcom Counties.

The first table shows the percentages of floral and vegetative buds at different developmental stages and indicates when susceptible tissue is available on the plants. The second table shows the apothecial developmental stages from mummies and when ascospores are produced.

Development of mummies and host reflect conditions occurring in one field from each of the three counties that are currently being monitored. There may be differences in the stages of development in other blueberry fields in these same counties, in different counties, or for different blueberry cultivars.







Chakradhar Mattupalli

Berry and Potato Pathology Program







WSU Mount Vernon Northwestern Washington Research
and Extension Center

Office phone: 360-848-6138

Email: c.mattupalli@wsu.edu

County	Cultivar	Floral buds			Vegetative buds		
							
		Dormant (%)	Bud swell (%)	Bud break (%)	Dormant (%)	Bud swell (%)	Early green (%)
Snohomish	Blueray	0	100	0	100	0	0
	Bluecrop	0	100	0	100	0	0
Skagit	Duke	0	83	17	17	83	0
Whatcom	Rancocas	0	100	0	100	0	0
	Bluecrop	0	100	0	100	0	0

(Pictures: <https://fieldguide.bcblueberry.com/crop-growth-stages/>; Dr. Dalphy Hartevelde; https://www.canr.msu.edu/blueberries/growing_blueberries/growth-stages)
 (Percentages represent data collected from 30 plants per each cultivar. Red indicates a **susceptible** stage for infections.)

County						
	Dormant (%)	Germination (%)	Emergence (%)	Differentiation (%)	Sporulation (%)	Finished (%)
Snohomish	100	0	0	0	0	0
Skagit	100	0	0	0	0	0
Whatcom	100	0	0	0	0	0

(Percentages represent data collected from 100 mummies in one field from each county. Red indicates release of ascospores.)