



WEEKLY MUMMY BERRY UPDATE






(3/22/2021 - 3/27/2021)







This weekly update provides information on the timing of apothecia (mushrooms) development from mummified overwintering berries in Washington's Island, Snohomish, and Whatcom counties.

The first table shows the percentages of floral and vegetative buds at different developmental stages and indicates when susceptible tissue is available on the plants. The second table shows the apothecial developmental stages from mummies and when ascospores are produced.

Development of mummies and host reflect conditions occurring in one field from each of the three counties that are currently being monitored. There may be differences in the stages of development in other blueberry fields in these same counties, in different counties, or for different blueberry cultivars.

Chakradhar Mattupalli
Berry-Potato Pathology Program
WSU Mount Vernon Northwestern Washington Research and Extension Center
Office phone: 360-848-6138
Email: c.mattupalli@wsu.edu

County	Cultivar	Floral buds			Vegetative buds	
		 Bud break (%)	 Tight cluster (%)	 Early pink (%)	 Early green (%)	 Late green (%)
Island	Aurora	27	73	0	7	93
	Legacy	0	0	100	0	100
Snohomish	Reka	13	87	0	0	100
	Liberty	37	63	0	50	50
Whatcom	Mixed	7	93	0	7	93
Percentages represent data collected from 30 plants per each cultivar. Red indicates a susceptible stage for infections.						

County	 Dormant (%)	 Germination (%)	 Emergence (%)	 Differentiation (%)	 Sporulation (%)	 Finished (%)
Island	98	0	2	0	0	0
Snohomish	84	8	8	0	0	0
Whatcom	92	0	0	2	6	0
Percentages represent data collected from 100 mummies in one field from each county. Red indicates release of ascospores .						

(Pictures: Dr. Dalphy Hartevelde; https://www.canr.msu.edu/blueberries/growing_blueberries/growth-stages)