



WEEKLY MUMMY BERRY UPDATE






(4/12/2021 - 4/17/2021)







This weekly update provides information on the timing of apothecia (mushrooms) development from mummified overwintering berries in Washington's Island, Snohomish, and Whatcom counties.

The first table shows the percentages of floral and vegetative buds at different developmental stages and indicates when susceptible tissue is available on the plants. The second table shows the apothecial developmental stages from mummies and when ascospores are produced.

Development of mummies and host reflect conditions occurring in one field from each of the three counties that are currently being monitored. There may be differences in the stages of development in other blueberry fields in these same counties, in different counties, or for different blueberry cultivars.

Chakradhar Mattupalli
Berry-Potato Pathology Program
WSU Mount Vernon Northwestern Washington Research and Extension Center
Office phone: 360-848-6138
Email: c.mattupalli@wsu.edu

County	Cultivar	Floral buds			Vegetative buds	
		 Tight cluster (%)	 Early pink (%)	 Late pink (%)	 Late green (%)	 Shoot expansion (%)
Island	Aurora	0	100	0	0	100
	Legacy	0	16.7	83.3	0	100
Snohomish	Reka	0	100	0	0	100
	Liberty	90	10	0	97	3
Whatcom	Mixed	0	100	0	0	100
		Percentages represent data collected from 30 plants per each cultivar. Red indicates a susceptible stage for infections.				

County	 Dormant (%)	 Germination (%)	 Emergence (%)	 Differentiation (%)	 Sporulation (%)	 Finished (%)
Island	88	8	0	2	0	2
Snohomish	95	4	0	0	0	1
Whatcom	62	7	6	2	8	15
Percentages represent data collected from 100 mummies in one field from each county. Red indicates release of ascospores.						

(Pictures: Dr. Dalphy Hartevelde; https://www.canr.msu.edu/blueberries/growing_blueberries/growth-stages)