

Weekly Mummy Berry Update

(4/18/2022 – 4/24/2022)

This weekly update provides information on the timing of apothecia (mushrooms) development from mummified overwintering berries in Washington's Skagit, Island, Snohomish, and Whatcom Counties.

The first table shows the percentages of floral and vegetative buds at different developmental stages and indicates when susceptible tissue is available on the plants. The second table shows the apothecial developmental stages from mummies and when ascospores are produced.

Development of mummies and host reflect conditions occurring in one field from each of the four counties that are currently being monitored. There may be differences in the stages of development in other blueberry fields in these same counties, in different counties, or for different blueberry cultivars.

Chakradhar Mattupalli

Berry and Potato Pathology Program







WSU Mount Vernon Northwestern Washington Research

and Extension Center

Office phone: 360-848-6138







Email: c.mattupalli@wsu.edu



| County | Cultivar | Floral buds | | | | Floral buds | |
|-----------|----------|---|---|--|---|---|---|
| | |  |  |  |  |  |  |
| | | Tight cluster (%) | Early pink (%) | Late pink (%) | Early bloom (%) | Late green (%) | Shoot Expansion (%) |
| Snohomish | Blueray | 13.3 | 46.7 | 40 | 0 | 0 | 100 |
| | Bluecrop | 3.3 | 86.7 | 10 | 0 | 0 | 100 |
| Skagit | Duke | 0 | 53.3 | 13.3 | 33.4 | 0 | 100 |
| Island | Aurora | 63.3 | 16.7 | 20 | 0 | 0 | 100 |
| | Legacy | 0 | 6.7 | 20 | 73.3 | 0 | 100 |
| Whatcom | Rancocas | 6.7 | 53.3 | 26.7 | 13.3 | 0 | 100 |
| | Bluecrop | 0 | 10 | 70 | 20 | 0 | 100 |

Percentages represent data collected from 30 plants per each cultivar. Red indicates susceptible stage for infections.

(Pictures: <https://fieldguide.bcblueberry.com/crop-growth-stages/>; Dr. Dalphy Hartevelde; https://www.canr.msu.edu/blueberries/growing_blueberries/growth-stages)

| County |  |  |  |  |  |  |
|---|--|--|---|--|--|--|
| | Dormant (%) | Germination (%) | Emergence (%) | Differentiation (%) | Sporulation (%) | Finished (%) |
| Snohomish | 28 | 51 | 6 | 12 | 0 | 3 |
| Skagit | 48 | 17 | 7 | 22 | 0 | 6 |
| Island | 56 | 25 | 6 | 10 | 0 | 3 |
| Whatcom | 15 | 21 | 9 | 41 | 0 | 14 |
| Percentages represent data collected from 100 mummies in one field from each county. Red indicates release of ascospores. | | | | | | |