

Weekly Mummy Berry Update

(3/28/2022 – 4/03/2022)

This weekly update provides information on the timing of apothecia (mushrooms) development from mummified overwintering berries in Washington's Skagit, Island, Snohomish, and Whatcom Counties.

The first table shows the percentages of floral and vegetative buds at different developmental stages and indicates when susceptible tissue is available on the plants. The second table shows the apothecial developmental stages from mummies and when ascospores are produced.

Development of mummies and host reflect conditions occurring in one field from each of the four counties that are currently being monitored. There may be differences in the stages of development in other blueberry fields in these same counties, in different counties, or for different blueberry cultivars.

Chakradhar Mattupalli

Berry and Potato Pathology Program








WSU Mount Vernon Northwestern Washington Research

and Extension Center







Office phone: 360-848-6138

Email: c.mattupalli@wsu.edu



County	Cultivar	Floral buds			Vegetative buds			
								
		Bud break (%)	Tight cluster (%)	Early pink (%)	Bud swell (%)	Early green (%)	Late green (%)	Shoot Expansion (%)
Snohomish	Blueray	10	90	0	0	0	50	50
	Bluecrop	6.7	63.3	30	0	3.3	76.7	20
Skagit	Duke	0	66.7	33.3	0	0	56.7	43.3
Island	Aurora	93.3	6.7	0	0	10	86.7	3.3
	Legacy	10	90	0	0	0	93.3	6.7
Whatcom	Rancocas	36.7	63.3	0	3.3	56.7	40	0
	Bluecrop	6.7	93.3	0	0	0	100	0
Percentages represent data collected from 30 plants per each cultivar. Red indicates susceptible stage for infections.								

(Pictures: <https://fieldguide.bcblueberry.com/crop-growth-stages/>; Dr. Dalphy Hartevelde; https://www.canr.msu.edu/blueberries/growing_blueberries/growth-stages)

County						
	Dormant (%)	Germination (%)	Emergence (%)	Differentiation (%)	Sporulation (%)	Finished (%)
Snohomish	29	54	6	8	0	3
Skagit	61	17	6	14	0	2
Island	58	23	6	10	1	2
Whatcom*	17	22	8	47	1	5
Percentages represent data collected from 100 mummies in one field from each county. Red indicates release of ascospores. * Mummies at sporulation stage were observed outside the mummy berry nursery bed in this field.						