


Application Instructions


Certificate in Medical Ethics

Step 1: Begin your application by clicking on [Start your application](#) link

 WASHINGTON STATE UNIVERSITY

APPLY HERE!

Interested in applying for 2023? [Let us know](#) and we will notify you when the 2023 admission application launches.

Returning users: Current WSU student with a Network ID? Log in Returning to your application(s)? Log in	First-time users: Use Google/Facebook/LinkedIn authentication to create your application Start your application  or create a WSU application account Create an account
--	--


Fees will be calculated based on your application submission:

- Admission application—Freshman, international, and transfer students: \$70
- Admission application—Graduate Bridge: \$70
- Admission application—Academic English: \$70
- Admission application—Returning undergraduate WSU students and non-degree seeking students: \$35

• Supplemental application—Nutrition Exercise & Physiology and Certificate of Medical Ethics: No fee
Application fees are non-refundable. Qualified students may apply for a fee waiver during the application process.

The 2022-2023 Scholarship Application is now closed.

Step 2: You may click on and use any of the three Logins, this example uses the 'Login with Google' option

 WASHINGTON STATE UNIVERSITY


Login




To log in, please enter your email address and password.

Email Address

Password [Forgot Your Password?](#)

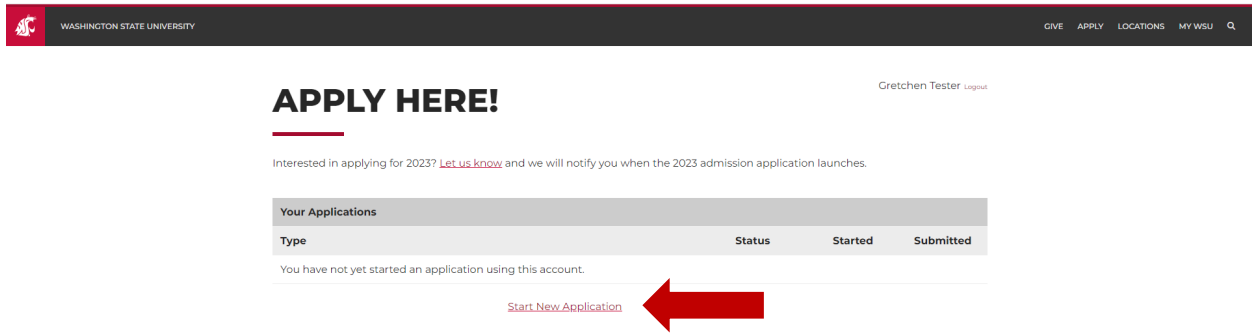
[Login](#)



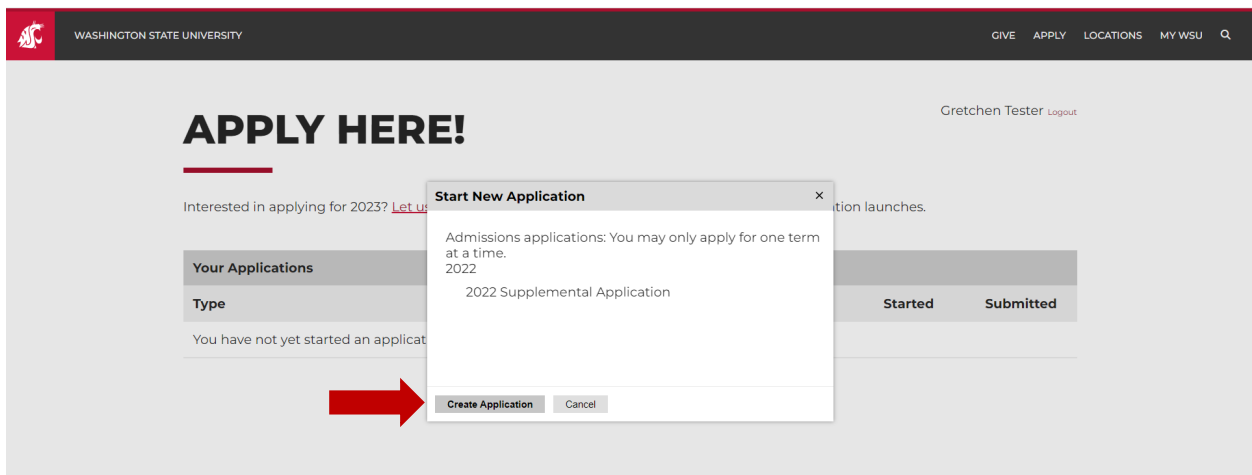
-  Login with Google
-  Login with Facebook
-  Login with LinkedIn

If you are having issues with your PIN or login, please [contact us](#) for assistance.

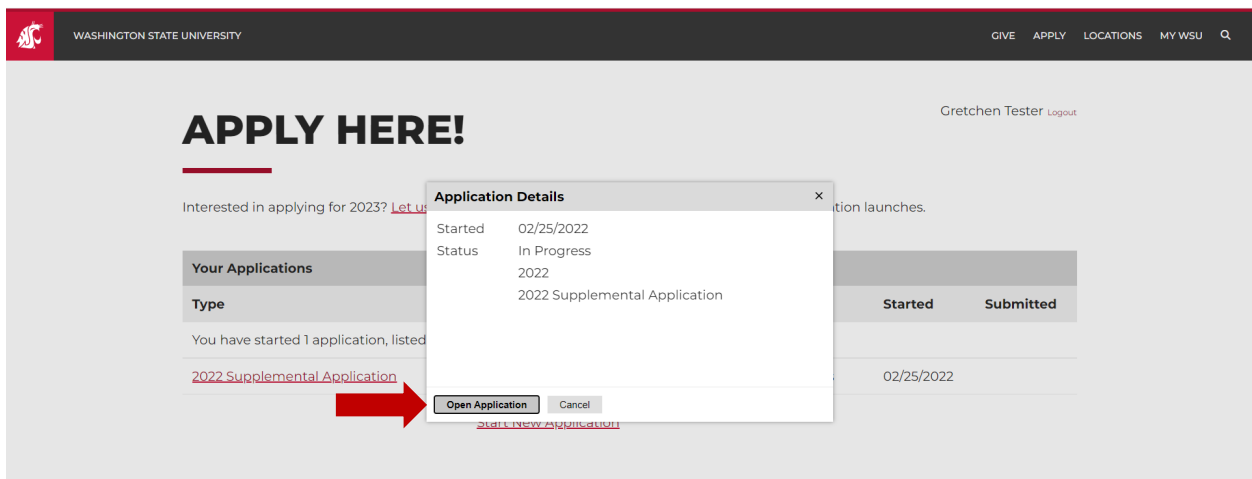
Step 3: Click on **Start New Application**



Step 4: Must select **2022 Supplemental Application** then click the **Create Application** button



Then click the **Open Application** button



Step 5: Select **Certificate in Medical Ethics** and click the **Continue** button

The screenshot shows the Washington State University application portal. At the top, there is a dark red header with the WSU logo and the text 'WASHINGTON STATE UNIVERSITY'. On the right side of the header, there are links for 'GIVE', 'APPLY', 'LOCATIONS', 'MY WSU', and a search icon. Below the header, there is a navigation bar with 'Home' and 'Instructions' (the latter is highlighted with a red vertical bar). The main heading is 'Select Application'. On the right side, the user's name 'Gretchen Tester' and a 'Logout' link are visible. The central focus is a dropdown menu with the following options: 'Certificate in Medical Ethics' (selected), 'Select One', 'BS in Nutrition and Exercise Physiology Degree', and 'Certificate in Medical Ethics' (highlighted in blue). A red arrow points to a red 'Continue' button located below the dropdown menu.

From there, follow the prompts as you would any other online application.