

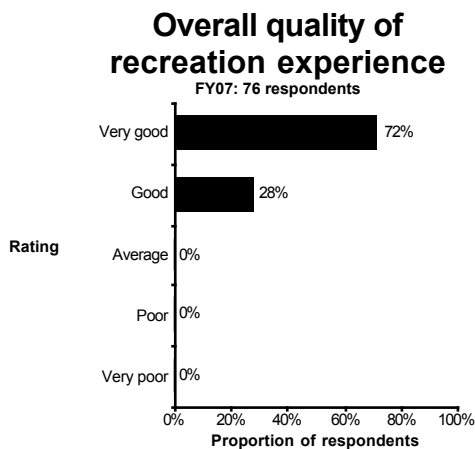
Pompeys Pillar National Monument Visitor Survey

Introduction

In order for the Bureau of Land Management (BLM) to comply with the Government Performance and Results Act (GPRA), and better meet the needs of the public; a visitor satisfaction survey was conducted at 21 BLM recreation sites in 12 states during fiscal year 2007 (FY07). The survey was developed to measure each site's performance related to BLM GPRA Goal 3.1 - *Provide for a quality recreation experience, including access, and enjoyment of natural and cultural resources on DOI managed and partnered lands and waters*; and Goal 3.2 - *Provide for and receive fair value in recreation*. The information collected during the survey will also help the BLM better serve the public. The survey collected visitor satisfaction data regarding visitor information (i.e., use of maps, signs, brochures), developed facilities, managing recreation use, resource management, BLM staff and customer service, and educational and interpretive materials.

The results of the visitor satisfaction survey conducted at Pompeys Pillar National Monument are summarized in this data report. A description of the research methods and limitations can be found on the next page. Below (left) is a graph summarizing visitor opinions of the "overall quality of recreation experience." The satisfaction measure next to this graph is a combined percentage of "good" and "very good" responses. This is the primary performance measure for GPRA Goal 3.1 and should be used for reporting performance for this goal (NOTE: the satisfaction measure may not equal the sum of "very good" and "good" percentages due to rounding).

The response rate for this site survey was 77%. The graph and satisfaction measure summarizing visitor opinions of the "value for fee paid", which is the primary performance measure for GPRA Goal 3.2, can be found on page 9.



FY07 Satisfaction measure: 100%
Average evaluation score: 4.7

FY07 GPRA Satisfaction Measure

Percentage of site visitors satisfied overall with appropriate facilities, services, and recreational opportunities:

100%



Pompeys Pillar National Monument

Research Methods



Understanding the Results

Inside this report are graphs that illustrate the survey results. The report contains 8 categories of data regarding BLM amenities, staff, and services plus selected demographics. Within these categories are graphs for each indicator evaluated by site visitors. For example, the Visitor Information category includes indicators such as "providing useful maps and brochures," "adequate signs on site for direction," and so forth. In each category there is a graph entitled "Everything Considered" this graph is the basis for determining visitor satisfaction for each category and GPRA reporting numbers.

Each graph includes the following information:

- The number of visitor responses for the indicator;
- The percentage of responses which were "very good," "good," "average," "poor," and "very poor;"
- A "satisfaction measure" that combines the percentage of total responses which were "very good" or "good;" and
- An average evaluation score (mean score) based on the following values: very poor= 1, poor= 2, average= 3, good= 4, very good= 5.



- The higher the average evaluation score, the more positive the visitor response
- Graph percentages may not equal 100% due to rounding

Research Methods

Surveys were distributed to a random sample of visitors at this site during a selected period in FY07. The survey response rate is described on the first page of this report, meaning that 77%% of those randomly sampled responded to the survey. The data reflect visitor opinions about this site's facilities, management, services, educational opportunities, and fees during the survey period. Visitor activities and selected demographics were also captured. A representative sample of the general visitor population were surveyed at selected locations. The results do not necessarily apply to visitors during other times of the year, or visitors who did not visit the survey locations on site.

Returned surveys were electronically scanned and the data analyzed. Frequency distributions were calculated for each indicator and category.

All percentage calculations were rounded to the nearest percent.

The survey response rate is described on the first page of this report. The sample size (n) varies from figure to figure, depending on the number of responses.

Caution is advised when interpreting any data with a sample size of less than 30. In such cases, the word "CAUTION!" is included in the graph. This report excludes any indicator with less than 10 responses.

For most indicators, the survey data are expected to be accurate with in $\pm 6\%$ with 95% confidence. This means that if different samples had been drawn, the results would have been similar ($\pm 6\%$) 95 out of 100 times.

For more information about this survey, contact Jennifer Hoyer Russell, BLM Survey Project Coordinator at the University of Idaho Park Studies Unit (208) 885-4806

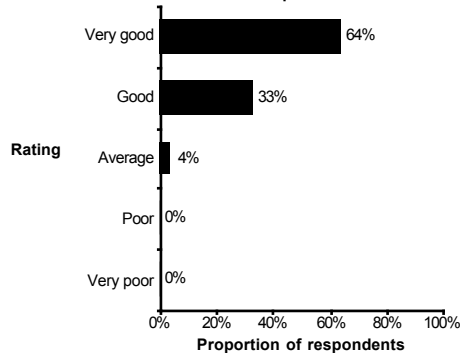


Pompeys Pillar National Monument

Visitor Information

Providing useful maps and brochures

FY07: 80 respondents

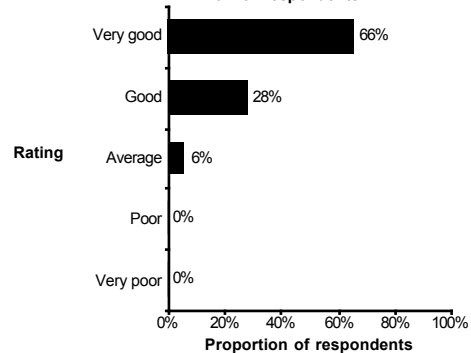


FY07

Satisfaction measure: 96%
Average evaluation score: 4.6

Providing adequate signs on site for direction and orientation

FY07: 82 respondents

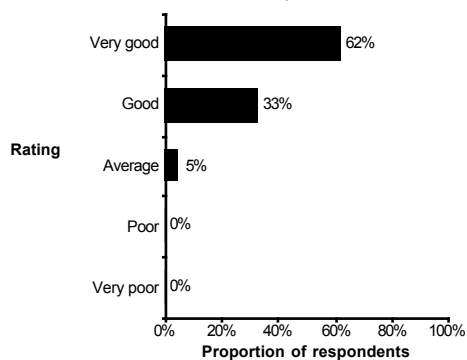


FY07:

Satisfaction measure: 94%
Average evaluation score: 4.6

Ensuring public awareness of rules and regulations

FY07: 82 respondents

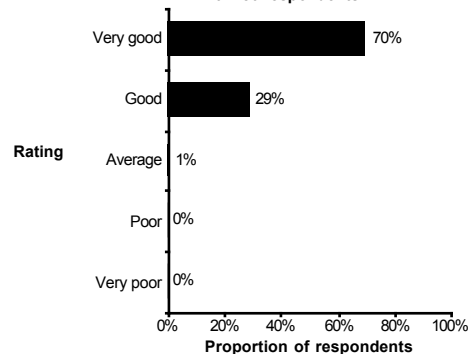


FY07

Satisfaction measure: 95%
Average evaluation score: 4.6

Everything considered: quality of BLM visitor information

FY07: 80 respondents



FY07:

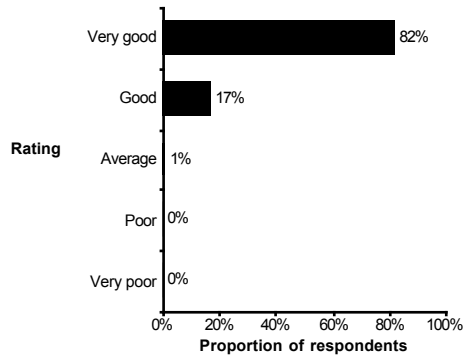
Satisfaction measure: 99%
Average evaluation score: 4.7

Pompeys Pillar National Monument Developed Facilities



Maintaining roads for motorized vehicles

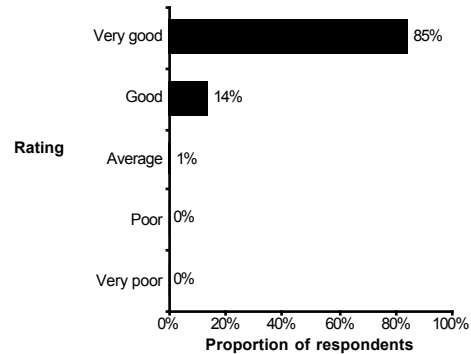
FY07: 82 respondents



FY07: Satisfaction measure: 99%
Average evaluation score: 4.8

Maintaining a clean site

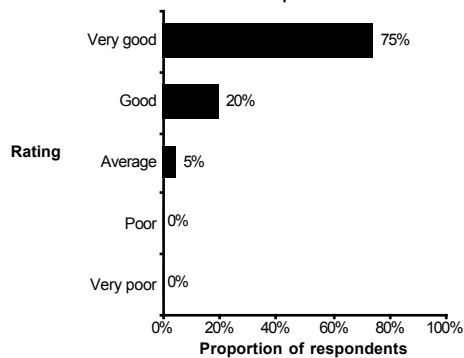
FY07: 81 respondents



FY07: Satisfaction measure: 99%
Average evaluation score: 4.8

Maintaining trails for non-motorized use

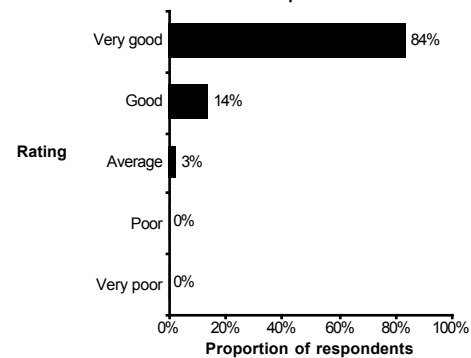
FY07: 65 respondents



FY07: Satisfaction measure: 95%
Average evaluation score: 4.7

Maintaining cleanliness of restrooms and other physical facilities

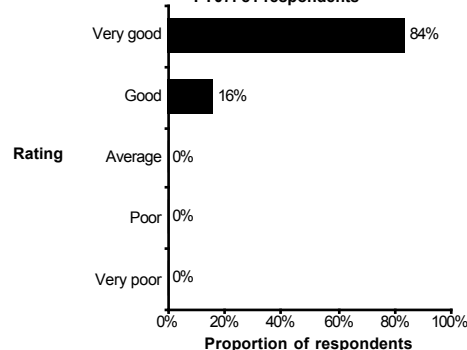
FY07: 73 respondents



FY07: Satisfaction measure: 97%
Average evaluation score: 4.8

Everything considered: overall condition of developed facilities

FY07: 81 respondents



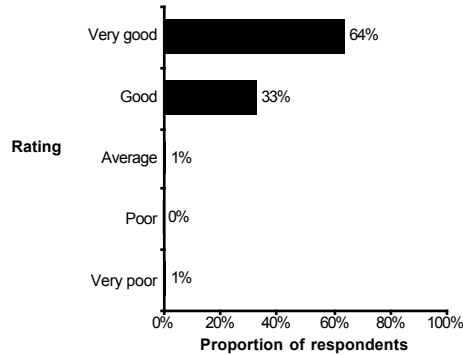
FY07: Satisfaction measure: 100%
Average evaluation score: 4.8



Pompeys Pillar National Monument Managing Visitor and Recreation Use

Managing the appropriate use of vehicles

FY07: 70 respondents

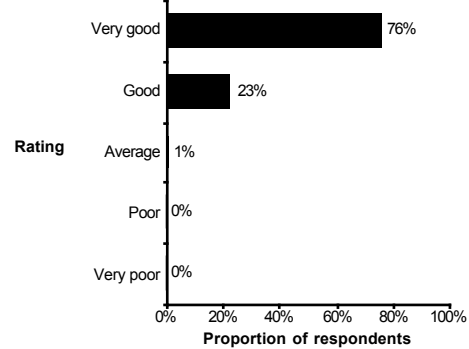


FY07

Satisfaction measure: 97%
Average evaluation score: 4.6

Managing the number of people

FY07: 71 respondents

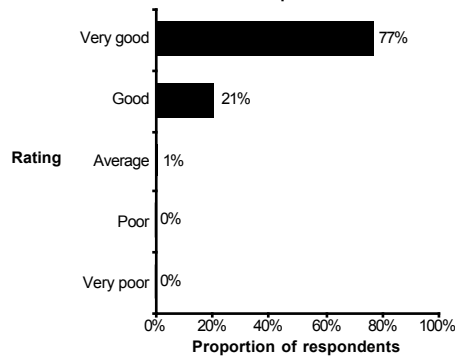


FY07:

Satisfaction measure: 99%
Average evaluation score: 4.7

Keeping noise at appropriate levels

FY07: 75 respondents

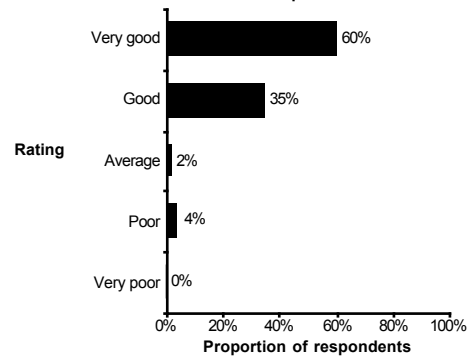


FY07

Satisfaction measure: 99%
Average evaluation score: 4.8

Providing sufficient law enforcement presence to prevent crime

FY07: 57 respondents

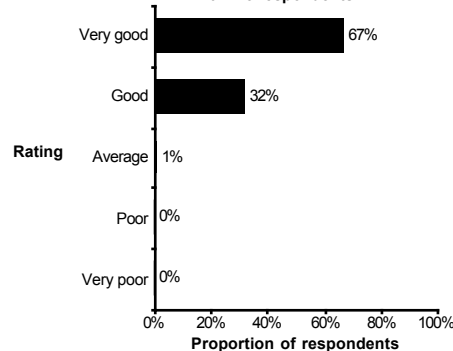


FY07:

Satisfaction measure: 95%
Average evaluation score: 4.5

Everything considered: visitor and recreation management

FY07: 75 respondents



FY07:

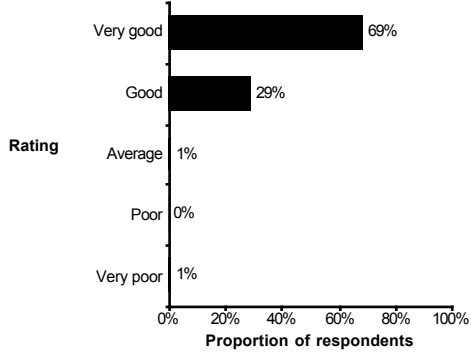
Satisfaction measure: 99%
Average evaluation score: 4.7

Pompeys Pillar National Monument Resource Management



Adequately protecting the natural resources

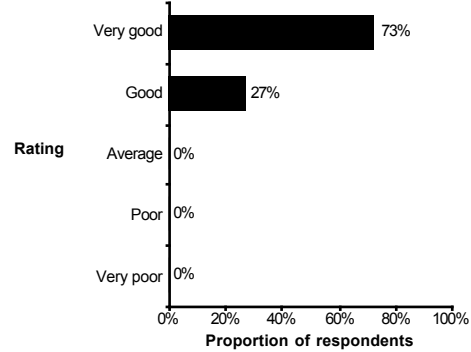
FY07: 80 respondents



FY07 Satisfaction measure: 98%
Average evaluation score: 4.6

Ensuring that visitor activities do not infringe on resource protection

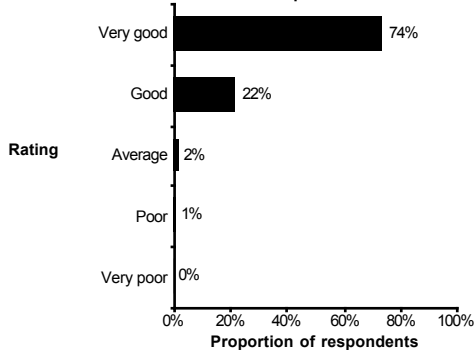
FY07: 78 respondents



FY07: Satisfaction measure: 100%
Average evaluation score: 4.7

Adaquately protecting the cultural resources

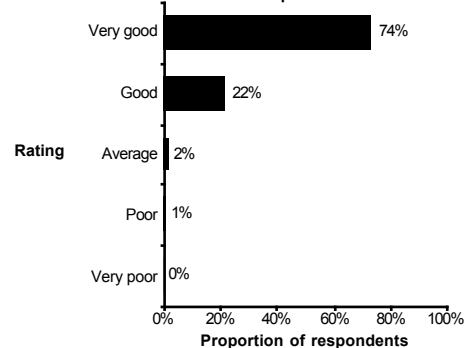
FY07: 81 respondents



FY07 Satisfaction measure: 96%
Average evaluation score: 4.7

Everything considered: BLM protection of natural and cultural resources

FY07: 82 respondents



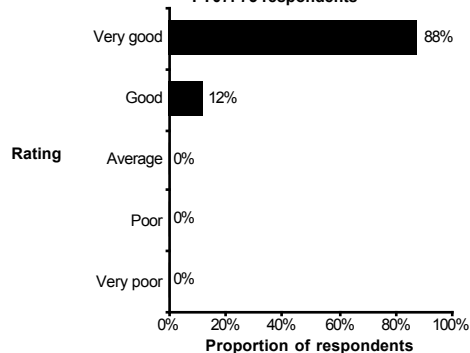
FY07: Satisfaction measure: 96%
Average evaluation score: 4.7



Pompeys Pillar National Monument BLM Staff and Service

Staff treated me courteously

FY07: 75 respondents

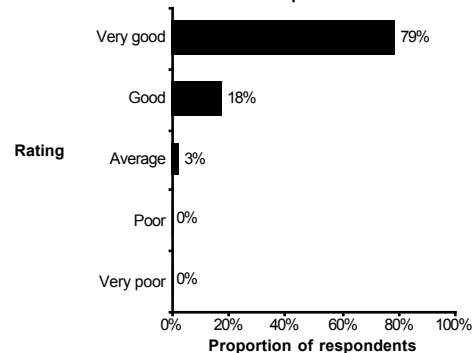


FY07

Satisfaction measure: 100%
Average evaluation score: 4.9

Staff demonstrated knowledge about the natural and cultural resources in the area

FY07: 66 respondents

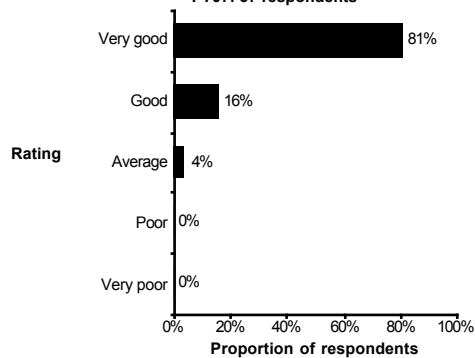


FY07:

Satisfaction measure: 97%
Average evaluation score: 4.8

Staff demonstrated knowledge about recreational opportunities in the area

FY07: 57 respondents

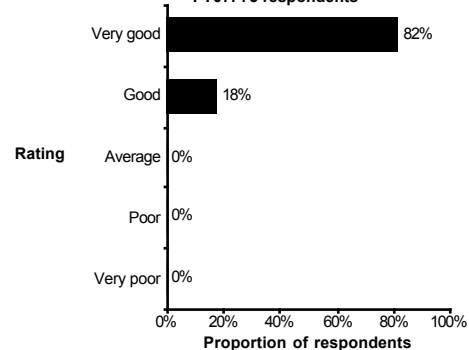


FY07

Satisfaction measure: 96%
Average evaluation score: 4.8

Everything considered: performance of BLM staff

FY07: 73 respondents



FY07:

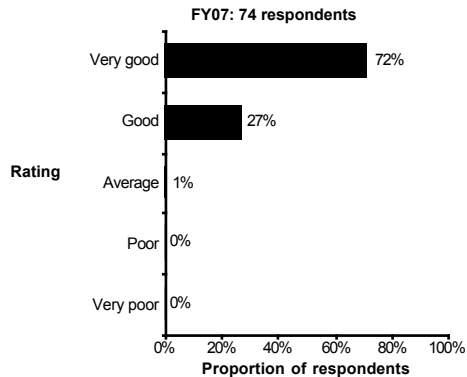
Satisfaction measure: 100%
Average evaluation score: 4.8

Pompeys Pillar National Monument

Providing Educational and Interpretive Material

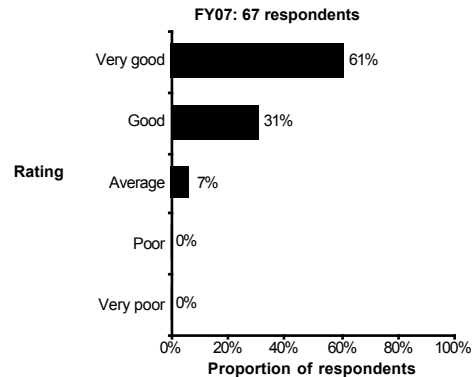


Providing *quality* educational and interpretive material about the resources at this site



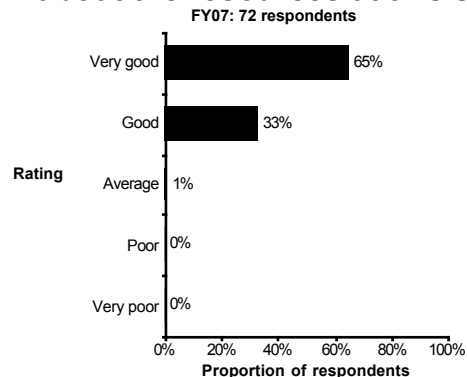
FY07: Satisfaction measure: 99%
Average evaluation score: 4.7

Providing stewardship information on how to protect the cultural and natural resources



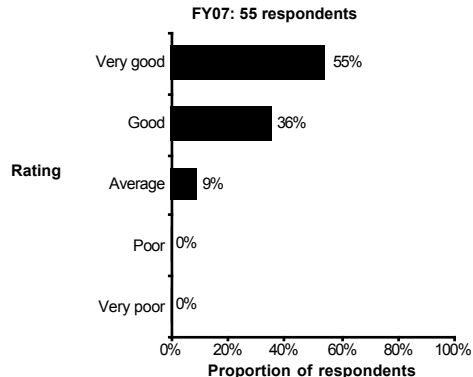
FY07: Satisfaction measure: 93%
Average evaluation score: 4.5

Providing a sufficient *quantity* of educational and interpretive materials about the resources at this site



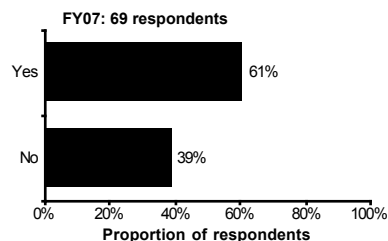
FY07: Satisfaction measure: 99%
Average evaluation score: 4.6

Providing information about resource preservation and management in this area

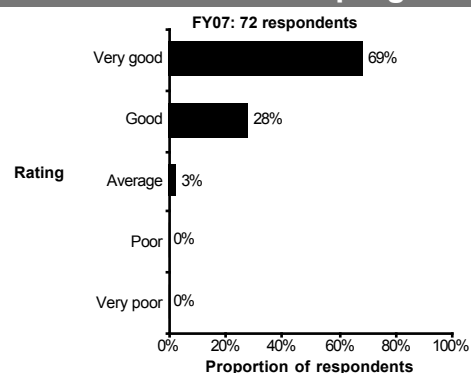


FY07: Satisfaction measure: 91%
Average evaluation score: 4.5

Should the BLM provide more educational and interpretive material about this area's resources?



Everything considered: interpretive and educational program



FY07: Satisfaction measure: 97%
Average evaluation score: 4.7

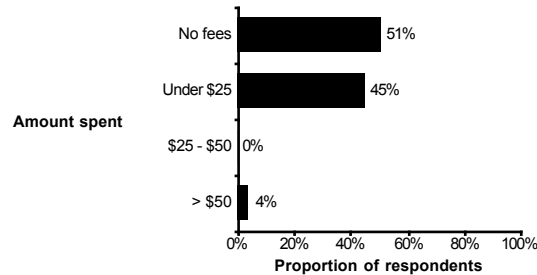


Pompeys Pillar National Monument

Fees

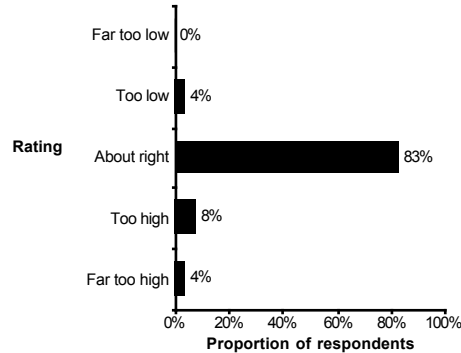
Total fees paid

FY07: 84 respondents



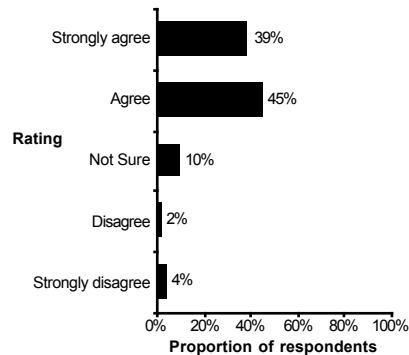
How appropriate was the fee charged for this site/area?

FY07: 48 respondents



The value of the recreation opportunity was at least equal to the fee asked to pay.

FY07: 49 respondents



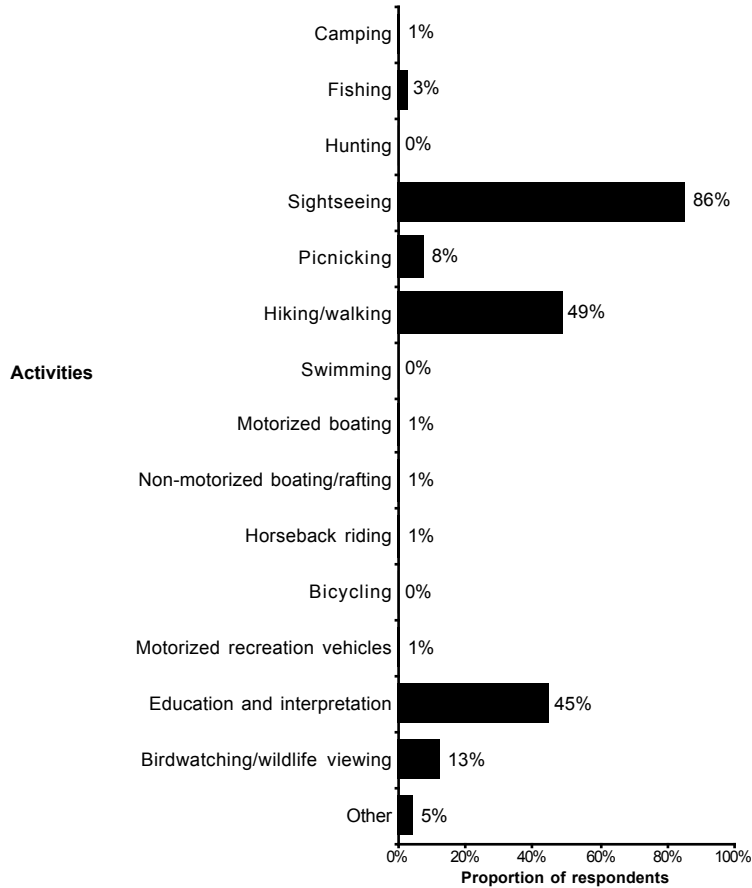
Pompeys Pillar National Monument

Primary Activities at this Site/Area



Primary activities

FY07: 76 respondents**



** Percentages do not equal 100 because visitors could choose more than one activity.

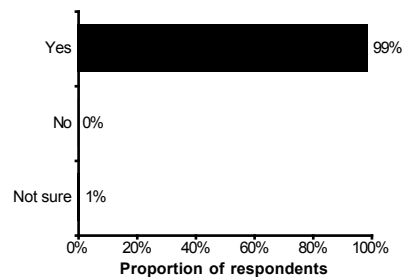
National Landscape Conservation System

Site Specific Goal

"The purpose of this site is to protect historic and prehistoric features, make these features available to the public, to interpret these features, and help the public gain a better understanding of their significance. Based on what you experienced at this site, do you think the BLM is achieving this goal?"

Is the BLM achieving the site specific goal?

FY07: 73 respondents

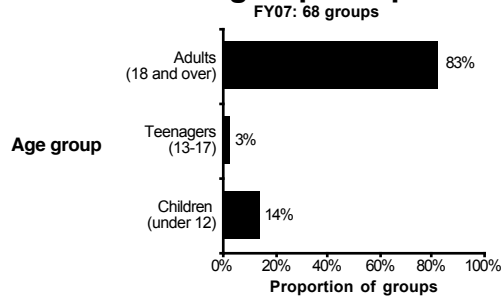




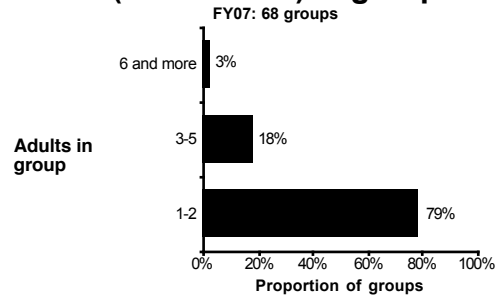
Pompeys Pillar National Monument

Demographics

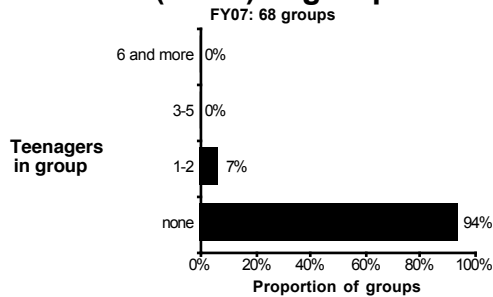
Visitor group composition



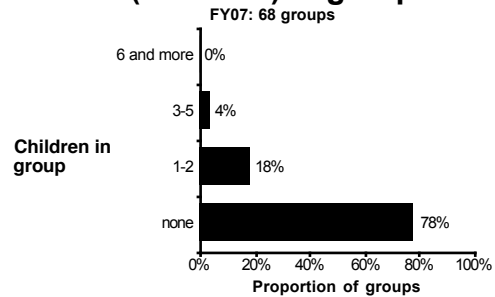
Number of adults (18 and over) in group



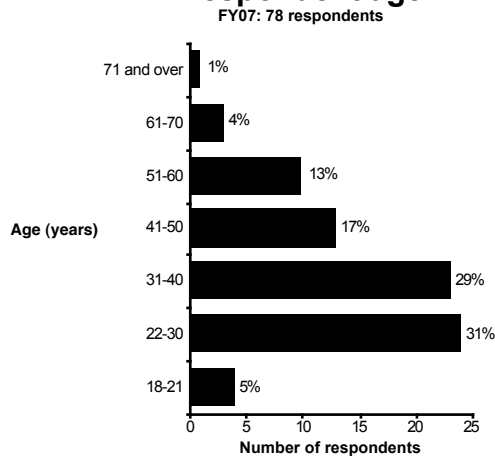
Number of teenagers (13-17) in group



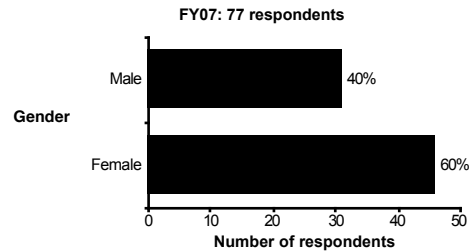
Number of children (under 12) in group



Respondent age



Gender



University of Idaho
Open Space. Open Minds.

Park Studies Unit