



**Social Science Program  
National Park Service  
U.S. Department of the Interior**

**Visitor Services Project**

# **Grand Teton National Park**

## **Visitor Study**





**United States Department of the Interior**

**NATIONAL PARK SERVICE**

Grand Teton National Park  
P.O. Drawer 170  
Moose, WY 83012-0170

IN REPLY REFER TO:

July, 2008

Dear Visitor:

Thank you for participating in this important study. We want to learn about the expectations, opinions, and interests of visitors to Grand Teton National Park. This information will help us improve our management of this park and better serve you, our visitor.

This questionnaire will be given to only a select number of visitors, so your participation is very important! It should only take about 20 minutes after your visit to complete.

When your visit is over, please complete the questionnaire. Seal it with the stickers provided on the last page and drop it in any U.S. mailbox.

If you have any questions, please contact Margaret Littlejohn, NPS VSP Director, Park Studies Unit, College of Natural Resources, P.O. Box 441139, University of Idaho, Moscow, Idaho 83844-1139, phone: 208-885-7863, email: [littlej@uidaho.edu](mailto:littlej@uidaho.edu).

We appreciate your help.





Sincerely,

Mary Gibson Scott  
Superintendent

**DIRECTIONS**

At the end of your visit:

- 1) Please have the selected individual complete this questionnaire.
- 2) Answer the questions carefully since each question is different.
- 3) For questions that use circles (O), please mark your answer by filling in the circle with black or blue ink, or a pencil with dark (e.g. #2) lead.

Like this:  Not like this:   

- 4) Seal it with the stickers provided.
- 5) Drop it in a U.S. mailbox.

Thank you!

**PRIVACY ACT and PAPERWORK REDUCTION ACT statement:**

16 U.S.C. 1a-7 authorizes collection of this information. This information will be used by park managers to better serve the public. Response to this request is voluntary. No action may be taken against you for refusing to supply the information requested. Your name is requested for follow-up mailing purposes only. When analysis of the questionnaire is completed, all name and address files will be destroyed. Thus the permanent data will be anonymous. Please do not put your name or that of any member of your group on the questionnaire. An agency may not conduct or sponsor, and a person is not required to respond to, a collection of information unless it displays a currently valid OMB control number.

**Burden estimate statement:** Public reporting burden for this form is estimated to average 20 minutes per response. Direct comments regarding the burden estimate or any other aspect of this form to Margaret Littlejohn, NPS Visitor Services Project, College of Natural Resources, University of Idaho, P.O. Box 441139, Moscow, ID, 83844-1139; email: littlej@uidaho.edu.

Please go to the next page ➔

## Your Visit To Grand Teton National Park

**NOTE:** In this questionnaire, **personal group** is defined as anyone that you are visiting the park with, such as spouse, family, friends, etc. This does not include the larger group that you might be traveling with, such as school, church, scouts, or tour group.

1. a) Prior to your visit, how did you and your personal group obtain information to plan your visit to Grand Teton National Park? Please mark (●) **all** that apply.

- ☐ Obtained no information prior to visit → **Go to Question 2**
- ☐ Previous visits
- ☐ Friends/relatives/word of mouth
- ☐ Travel guides/tour books (such as AAA, etc.)
- ☐ Maps/brochures
- ☐ Newspaper/magazine articles
- ☐ E-mail/telephone/written inquiry to park
- ☐ Television/radio programs/videos
- ☐ Grand Teton National Park website: [www.nps.gov/grte](http://www.nps.gov/grte)
- ☐ Other websites
- ☐ State welcome center/Chamber of Commerce
- ☐ School class/program
- ☐ Information from local motel or other business
- ☐ Podcasts, downloadable files such as MP3, etc.
- ☐ Other (Please specify) \_\_\_\_\_

- b) From the sources marked above, did you and your personal group receive the type of information about the park that you needed?

- ☐ No                      ☐ Yes → **Go to Question 2**



- c) If NO, what type of park information did you and your personal group need that was not available? Please be specific.

\_\_\_\_\_

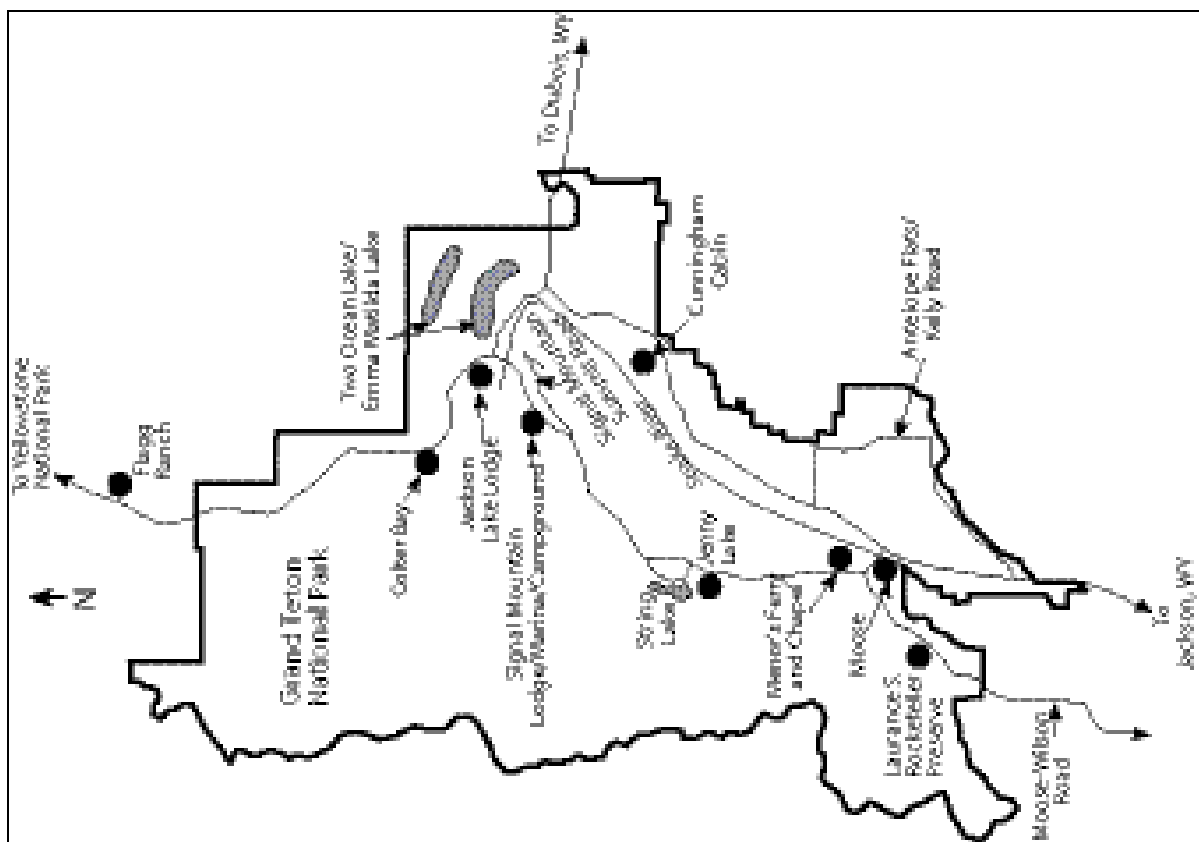
2. How did this visit to Grand Teton National Park fit into your travel plans? Please mark (●) **only one**.
- ☐ Grand Teton National Park was the primary destination
  - ☐ Grand Teton National Park was one of several destinations
  - ☐ Grand Teton National Park was not a planned destination
3. On this visit, what was the **primary** reason that you and your personal group visited the Grand Teton National Park area (within 100 miles)? Please mark (●) **only one**.
- ☐ Resident of area → **Go to Question 4**
  - ☐ Visit Grand Teton National Park
  - ☐ Visit Yellowstone National Park
  - ☐ Visit other area attractions (besides Grand Teton National Park or Yellowstone National Park)
  - ☐ Business
  - ☐ Other (Please specify) \_\_\_\_\_
4. On this trip, from which direction did you and your personal group come to **first** arrive at Grand Teton National Park? Please mark (●) **only one**.
- ☐ From the north—Yellowstone NP
  - ☐ From the east—Highway 26/287, DuBois, WY
  - ☐ From the south—Jackson, WY
  - ☐ From the southwest—Moose-Wilson Road
  - ☐ From the west—Grassy Lake, Ashton, ID
5. On this visit, which forms of transportation did you and your personal group use to **arrive at** Grand Teton National Park? Please mark (●) **all** that apply.
- |  |  |
|--|--|
| <input type="radio"/> Private car, SUV, van, motorcycle, etc.  | <input type="radio"/> Bus tour                                   |
| <input type="radio"/> Private RV                               | <input type="radio"/> Bicycle                                    |
| <input type="radio"/> Rental car, SUV, minivan, etc.           | <input type="radio"/> On foot                                    |
| <input type="radio"/> Rental RV                                |  |
| <input type="radio"/> Private airplane to Jackson Hole Airport | <input type="radio"/> Commercial airline to Jackson Hole Airport |
| <input type="radio"/> Other (Please specify) _____             |  |

6. On this trip, how many times did you and your personal group enter Grand Teton National Park? Please mark (●) **one**.

☐ Once ☐ 2 to 4 times ☐ 5 or more times

7. On this visit, which of the following sites in Grand Teton National Park did you visit? Please mark (●) **all** that apply. Use the map below to help you locate the sites.

- |   |  |
|---|--|
| <input type="radio"/> Jenny Lake                                  | <input type="radio"/> Cunningham Cabin                 |
| <input type="radio"/> Moose                                       | <input type="radio"/> Menor's Ferry and Chapel         |
| <input type="radio"/> Colter Bay                                  | <input type="radio"/> Snake River                      |
| <input type="radio"/> Flagg Ranch                                 | <input type="radio"/> Antelope Flats/Kelly Road        |
| <input type="radio"/> String Lake                                 | <input type="radio"/> Moose-Wilson Road                |
| <input type="radio"/> Signal Mountain Summit Road                 | <input type="radio"/> Two Ocean/Emma Matilda Lakes     |
| <input type="radio"/> Signal Mountain Lodge/Marina/<br>Campground | <input type="radio"/> Laurance S. Rockefeller Preserve |
| <input type="radio"/> Jackson Lake Lodge                          | <input type="radio"/> Other (Specify) _____            |



8. a) On this visit, in which activities did you and your personal group participate within Grand Teton National Park? Please mark (●) **all** that apply.
- b) At which of the following locations in Grand Teton National Park did you and your personal group participate in each activity? Please mark (●) **all** that apply.

**a) Activity****b) Park locations**

Mark (●)	Moose	Colter Bay	Jenny Lake	All other park locations
<input type="radio"/> Attending ranger-led programs	<input type="radio"/>	<input type="radio"/>	<input type="radio"/>	<input type="radio"/>
<input type="radio"/> Bicycling	<input type="radio"/>	<input type="radio"/>	<input type="radio"/>	<input type="radio"/>
<input type="radio"/> Boating on lakes	<input type="radio"/>	<input type="radio"/>	<input type="radio"/>	<input type="radio"/>
<input type="radio"/> Camping	<input type="radio"/>	<input type="radio"/>	<input type="radio"/>	<input type="radio"/>
<input type="radio"/> Climbing	<input type="radio"/>	<input type="radio"/>	<input type="radio"/>	<input type="radio"/>
<input type="radio"/> Floating the Snake River	<input type="radio"/>	<input type="radio"/>	<input type="radio"/>	<input type="radio"/>
<input type="radio"/> Hiking/walking	<input type="radio"/>	<input type="radio"/>	<input type="radio"/>	<input type="radio"/>
<input type="radio"/> Horseback riding	<input type="radio"/>	<input type="radio"/>	<input type="radio"/>	<input type="radio"/>
<input type="radio"/> Picnicking	<input type="radio"/>	<input type="radio"/>	<input type="radio"/>	<input type="radio"/>
<input type="radio"/> Shopping in park bookstores	<input type="radio"/>	<input type="radio"/>	<input type="radio"/>	<input type="radio"/>
<input type="radio"/> Other shopping (not park bookstore)	<input type="radio"/>	<input type="radio"/>	<input type="radio"/>	<input type="radio"/>
<input type="radio"/> Viewing roadside exhibits	<input type="radio"/>	<input type="radio"/>	<input type="radio"/>	<input type="radio"/>
<input type="radio"/> Viewing scenery/scenic drive	<input type="radio"/>	<input type="radio"/>	<input type="radio"/>	<input type="radio"/>
<input type="radio"/> Viewing wildlife/nature study/ birdwatching	<input type="radio"/>	<input type="radio"/>	<input type="radio"/>	<input type="radio"/>
<input type="radio"/> Visiting visitor centers/museums	<input type="radio"/>	<input type="radio"/>	<input type="radio"/>	<input type="radio"/>
<input type="radio"/> Other activities (Please specify)	<input type="radio"/>	<input type="radio"/>	<input type="radio"/>	<input type="radio"/>

- c) How much time did you and your personal group spend at each of the above locations?

Hours

\_\_\_\_\_

\_\_\_\_\_

\_\_\_\_\_

\_\_\_\_\_

**OR**

Days

\_\_\_\_\_

\_\_\_\_\_

\_\_\_\_\_

\_\_\_\_\_

List partial hours or days as  
1/4, 1/2, 3/4, etc.

d) Did you and your personal group do any of the above activities with a commercial outfitter/guide?

☐ Yes



☐ No → **Go to Question 9**

e) If YES, which of the above activities did you do with a commercial outfitter/guide?

\_\_\_\_\_

9. On this visit to Grand Teton National Park, how long did you and your personal group spend visiting the entire park? List partial hours or days as 1/4, 1/2, 3/4.

\_\_\_\_\_ Number of hours **if less than 24 hours**

**OR**

\_\_\_\_\_ Number of days **if 24 hours or more**

10. a) On this trip, did you and your personal group stay overnight **away from home** within 100 miles of Grand Teton National Park?

☐ Yes



☐ No → **Go to Question 11**

b) and c) If YES, how many nights did you and your personal group spend in the following types of accommodations? Please write the number of nights stayed.

**b) Number of nights inside  
Grand Teton National Park**

**c) Number of nights outside  
park (within 100 miles)**

\_\_\_\_\_ Lodge, motel, cabin, rented condo/home, bed & breakfast \_\_\_\_\_

➤ Please list lodging location(s) in park \_\_\_\_\_

\_\_\_\_\_ Camping in developed campground \_\_\_\_\_

➤ Please list camping location(s) in park \_\_\_\_\_

\_\_\_\_\_ Backcountry campsite(s) \_\_\_\_\_

\_\_\_\_\_ Personal seasonal residence \_\_\_\_\_

\_\_\_\_\_ Residence of friends or relatives \_\_\_\_\_

\_\_\_\_\_ Other (Please specify below) \_\_\_\_\_

Inside park \_\_\_\_\_ Outside park \_\_\_\_\_

d) In what city/town did you and your personal group stay on the **night before you arrived** at Grand Teton National Park? Please write the name of your hometown if you stayed there.

Nearest city/town \_\_\_\_\_ State \_\_\_\_\_

e) In what city/town did you and your personal group stay on the **night after you completed your visit to** Grand Teton National Park? Please write the name of your hometown if you stayed there.

Nearest city/town \_\_\_\_\_ State \_\_\_\_\_



11. Grand Teton National Park was established for protecting its natural, scenic, and cultural resources, while providing for public enjoyment of these resources. On this visit, how important were the following attributes/resources to you? Please mark (●) **one** answer for each attribute/resource.

Attribute/resource	Not important	Somewhat important	Moderately important	Very important	Extremely important
Scenic views	<input type="radio"/>	<input type="radio"/>	<input type="radio"/>	<input type="radio"/>	<input type="radio"/>
Native plants	<input type="radio"/>	<input type="radio"/>	<input type="radio"/>	<input type="radio"/>	<input type="radio"/>
Clean water	<input type="radio"/>	<input type="radio"/>	<input type="radio"/>	<input type="radio"/>	<input type="radio"/>
Clean air/visibility	<input type="radio"/>	<input type="radio"/>	<input type="radio"/>	<input type="radio"/>	<input type="radio"/>
Solitude	<input type="radio"/>	<input type="radio"/>	<input type="radio"/>	<input type="radio"/>	<input type="radio"/>
Natural quiet/sounds of nature	<input type="radio"/>	<input type="radio"/>	<input type="radio"/>	<input type="radio"/>	<input type="radio"/>
Dark, starry night sky	<input type="radio"/>	<input type="radio"/>	<input type="radio"/>	<input type="radio"/>	<input type="radio"/>
Historic sites	<input type="radio"/>	<input type="radio"/>	<input type="radio"/>	<input type="radio"/>	<input type="radio"/>
Educational opportunities (ranger-led programs, Teton Science School, personal study, etc.)	<input type="radio"/>	<input type="radio"/>	<input type="radio"/>	<input type="radio"/>	<input type="radio"/>
Recreational opportunities (hiking, camping, fishing, etc.)	<input type="radio"/>	<input type="radio"/>	<input type="radio"/>	<input type="radio"/>	<input type="radio"/>
Opportunities to view wildlife in park ecosystem (elk, bison, bear, moose, wolves, etc.)	<input type="radio"/>	<input type="radio"/>	<input type="radio"/>	<input type="radio"/>	<input type="radio"/>

12. a) For the safety issues below, please indicate how safe you and your personal group felt from crime and accidents during this visit to Grand Teton National Park. Please mark (●) **one** answer for each issue.

**How safe did you feel in the park?**

Safety issue	Very unsafe	Somewhat unsafe	Neither safe nor unsafe	Somewhat safe	Very safe
Personal safety—from crime	<input type="radio"/>	<input type="radio"/>	<input type="radio"/>	<input type="radio"/>	<input type="radio"/>
Personal safety—from accidents	<input type="radio"/>	<input type="radio"/>	<input type="radio"/>	<input type="radio"/>	<input type="radio"/>
Personal property—from crime	<input type="radio"/>	<input type="radio"/>	<input type="radio"/>	<input type="radio"/>	<input type="radio"/>

- b) If you marked “very unsafe” or “somewhat unsafe” for any of the above issues, please explain why.

---



---

13. a) Please mark (●) **all** information services and facilities that you or your personal group **used** in Grand Teton National Park during this visit.
- b) Next, for only those services and facilities that you or your personal group **used**, please rate their importance to your visit from 1-5.
- c) Finally, for only those services and facilities that you or your personal group **used**, please rate their quality from 1-5.

a) Information services and facilities used	b) If used, how important? 1=Not important 2=Somewhat important 3=Moderately important 4=Very important 5=Extremely important	c) If used, what quality? 1=Very poor 2=Poor 3=Average 4=Good 5=Very good
Mark (●)		
<input type="radio"/> Park brochure/map	_____	_____
<input type="radio"/> Park newspaper: <i>Teewinot</i>	_____	_____
<input type="radio"/> Craig Thomas Discovery Visitor Center (Moose)	_____	_____
<input type="radio"/> Jenny Lake Visitor Center	_____	_____
<input type="radio"/> Colter Bay Visitor Center/Museum	_____	_____
<input type="radio"/> Flagg Ranch Information Station	_____	_____
<input type="radio"/> Sales items in park bookstore (selection, price, etc.)	_____	_____
<input type="radio"/> Park movies/lectures in auditoriums	_____	_____
<input type="radio"/> Assistance from park staff	_____	_____
<input type="radio"/> Self-guided trail brochures	_____	_____
<input type="radio"/> Ranger-led programs/activities	_____	_____
<input type="radio"/> Junior Ranger program	_____	_____
<input type="radio"/> Roadside exhibits	_____	_____
<input type="radio"/> Laurance S. Rockefeller Preserve Center	_____	_____
<input type="radio"/> Informational bulletin boards	_____	_____
<input type="radio"/> Interagency information center (in Jackson, WY)	_____	_____
<input type="radio"/> Grand Teton National Park website: <a href="http://www.nps.gov/grte">www.nps.gov/grte</a> (used before or during visit)	_____	_____

14. a) Please mark (●) **all** visitor services and facilities that you or your personal group **used** in Grand Teton National Park during this visit.
- b) Next, for only those services and facilities that you or your personal group **used**, please rate their importance to your visit from 1-5.
- c) Finally, for only those services and facilities that you or your personal group **used**, please rate their quality from 1-5.

a) Visitor services and facilities used	b) If used, how important?	c) If used, what quality?
	1=Not important 2=Somewhat important 3=Moderately important 4=Very important 5=Extremely important	1=Very poor 2=Poor 3=Average 4=Good 5=Very good
Mark (●)		

<input type="radio"/> Directional signs in park	_____	_____
<input type="radio"/> Restrooms	_____	_____
<input type="radio"/> Picnic areas	_____	_____
<input type="radio"/> Roads	_____	_____
<input type="radio"/> Scenic pullouts	_____	_____
<input type="radio"/> Trailheads/trailhead parking	_____	_____
<input type="radio"/> Parking lots (other than trailheads)	_____	_____
<input type="radio"/> Trails	_____	_____
<input type="radio"/> Backcountry camping	_____	_____
<input type="radio"/> Boat launch facilities/ramps	_____	_____

- d) If you and your personal group have comments on any of the above services and facilities, please use the lines below.

**Service/facility** (List)

**Comment** (Please be specific)

_____	_____
_____	_____

15. a) On this visit, did you and your group use any of the services at Flagg Ranch (information station, lodge, campground, restaurant, gas station, horseback riding, hiking trails, etc.)?

☐ Yes ☐ No

b) If YES, which services? \_\_\_\_\_

c) If NO, why not? \_\_\_\_\_

16. a) Please mark (●) **all** concession services and facilities that you or your personal group **used** in Grand Teton National Park during this visit.
- b) Next, for only those services and facilities that you or your personal group **used**, please rate their importance to your visit from 1-5.
- c) Finally, for only those services and facilities that you or your personal group **used**, please rate their quality from 1-5.

a) Concession services and facilities used	b) If used, how important?	c) If used, what quality?
	1=Not important 2=Somewhat important 3=Moderately important 4=Very important 5=Extremely important	1=Very poor 2=Poor 3=Average 4=Good 5=Very good
Mark (●)		

<input type="radio"/>	Lodging	_____	_____
<input type="radio"/>	Camp in developed campground	_____	_____
<input type="radio"/>	Jenny Lake Boat Shuttle	_____	_____
<input type="radio"/>	Guided scenic float trip	_____	_____
<input type="radio"/>	Assistance from commercial/concession staff	_____	_____
<input type="radio"/>	Scenic lake cruise	_____	_____
<input type="radio"/>	Marina facilities	_____	_____
<input type="radio"/>	Restaurant/food service	_____	_____
<input type="radio"/>	Grocery/camp store/gift shop	_____	_____

- d) If you and your personal group have comments on any of the above services and facilities, please use the lines below.

**Service/facility** (List)

**Comment** (Please be specific)

_____	_____
_____	_____

17. Overall, how would you rate the quality of the visitor facilities, services, and recreational opportunities provided to you and your personal group at Grand Teton National Park during this visit? Please mark (●) **one**.

Very poor	Poor	Average	Good	Very good
<input type="radio"/>	<input type="radio"/>	<input type="radio"/>	<input type="radio"/>	<input type="radio"/>

18. For you and your personal group, please report all expenditures for the items listed below during this visit to Grand Teton National Park and the surrounding **area** (within 100 miles of Grand Teton NP). **Please write "0" if no money was spent in a particular category.**

a) Please list your personal group's total expenditures inside Grand Teton National Park.

b) Please list your personal group's total expenditures in the **area outside** the park (within 100 miles).

NOTE: Surrounding area residents should only include expenditures that were **directly related** to this visit to Grand Teton National Park.

	<b>EXPENDITURES</b>	
	<b>a) Inside Grand Teton National Park</b>	<b>b) Outside park within 100 miles</b>
Lodge/hotel/motel/bed & breakfast/cabins	\$ _____	\$ _____
Camping fees and charges	\$ _____	\$ _____
Restaurants and bars	\$ _____	\$ _____
Groceries and takeout food	\$ _____	\$ _____
Gas and oil (auto, RV, boat, etc.)	\$ _____	\$ _____
Fishing/boating	\$ _____	\$ _____
Trail rides	\$ _____	\$ _____
Other transportation expenses (including rental cars, taxis, auto repairs, but not including airfare)	N/A	\$ _____
Admission, recreation, entertainment fees	\$ _____	\$ _____
All other purchases (souvenirs, books, sporting goods, clothing, etc.)	\$ _____	\$ _____

c) How many people do the above expenses cover?

\_\_\_\_\_ Adults (18 years or over)

\_\_\_\_\_ Children (under 18 years)

Please write "0" if the expenditures did not include any children.

19. On this visit, were you and your personal group part of the following types of groups? Please mark (●) **one** for each.

- |  |                           |                          |
|--|---------------------------|--------------------------|
| a) Commercial guided tour group                                      | <input type="radio"/> Yes | <input type="radio"/> No |
| b) School/educational group  | <input type="radio"/> Yes | <input type="radio"/> No |
| c) Other organized group (such as business group, scout group, etc.) | <input type="radio"/> Yes | <input type="radio"/> No |

20. On this visit, what kind of personal group (not guided tour/school/other organized group) were you with? Please mark (●) one.

- ☐ Alone ☐ Friends  
☐ Family ☐ Family and friends  
☐ Other (Please specify) \_\_\_\_\_

21. a) On this visit, how many people were in your personal group, including yourself?  
\_\_\_\_\_ Number of people

b) On this visit, how many vehicles did you and your personal group use to arrive at the park?  
\_\_\_\_\_ Number of vehicles

22. a) & b) When visiting an area such as Grand Teton National Park, which **one** language do you and most members of your personal group prefer to use for the following?

a) Speaking ☐ English ☐ Other (Specify) \_\_\_\_\_

b) Reading ☐ English ☐ Other (Specify) \_\_\_\_\_

c) In your opinion, what **services** in the park need to be provided in languages other than English? Please specify a service(s) or mark (●) "None."

Service \_\_\_\_\_ ☐ None

23. For you only, please indicate the highest level of education you have completed. Please mark (●) **one**.

- ☐ Some high school ☐ Bachelor's degree  
☐ High school diploma/GED ☐ Graduate degree  
☐ Some college

24. a) Does anyone in your personal group have a physical condition that made it difficult to access or participate in park activities or services?

☐ Yes ☐ No → **Go to Question 25**



b) If YES, on this visit, in which activities or services did the person(s) have difficulty accessing or participating? Please mark (●) **all** that apply.

- ☐ Visitor center (other than exhibits) ☐ Visitor center exhibits  
☐ Ranger-led activities/programs ☐ Restrooms  
☐ Trails ☐ Campground  
☐ Other (Please specify) \_\_\_\_\_

c) Because of the physical condition, which specific problems did the person(s) have? Please mark (●) all that apply.

- ☐ Hearing (difficulty hearing ranger programs, bus drivers, audio-visual exhibits or programs, or information desk staff, even with hearing aid)
- ☐ Visual (difficulty seeing exhibits, directional signs, or visual aids that are part of programs, even with prescribed glasses or due to blindness)
- ☐ Mobility (difficulty accessing facilities, services, or programs, even with walking aid and/or wheelchair)
- ☐ Other (Please specify) \_\_\_\_\_

25. For you and your personal group on this visit, please provide the following. If you do not know the answer, please leave it blank.

	<b>a) Current age</b>	<b>b) U.S. Zip Code or name of country other than U.S.</b>	<b>c) Number of visits made to Grand Teton National Park (including this visit) lifetime</b>
Yourself	_____	_____	_____
Member #2	_____	_____	_____
Member #3	_____	_____	_____
Member #4	_____	_____	_____
Member #5	_____	_____	_____
Member #6	_____	_____	_____
Member #7	_____	_____	_____

26. If you were a manager planning for the future of Grand Teton National Park, what would you propose? Please be specific.

\_\_\_\_\_

\_\_\_\_\_

\_\_\_\_\_

27. Is there anything else you and your personal group would like to tell us about your visit to Grand Teton National Park?

\_\_\_\_\_

\_\_\_\_\_

\_\_\_\_\_

Thank you for your help! Please seal the questionnaire with the stickers provided and drop it in any U.S. mailbox.

**OFFICIAL BUSINESS**

**Visitor Services Project  
Park Studies Unit  
College of Natural Resources  
University of Idaho  
P.O. Box 441139  
Moscow, Idaho 83844-1139**



