

# IPEDS 2021-22 Data Collection System

IPEDS HELP DESK (877) 225-2568 | [ipedshelp@rti.org](mailto:ipedshelp@rti.org)  
OMB NO. 1850-0582 v.27 : Approval Expires 8/31/2022  
User ID: P2369391

## Institutional Characteristics 2021-22

Institution: Washington State University (236939)

User ID: P2369391

### Overview

#### Institutional Characteristics Overview

Welcome to the Institutional Characteristics (IC) component. This component collects important information about your institution's mission, student services, and student charges.

Much of the data reported on IC appear on College Navigator, which is updated once after IC data have been reviewed. Thus, errors may stay on College Navigator for a full year.

Additionally, the cost of attendance data are used to calculate the net price of attendance in the Student Financial Aid component. This has important implications for what students see about your institution, and also for the College Affordability and Transparency Center's lists. **Revisions or changes to costs can ONLY be made in the Student Financial Aid component and not in the prior year revision system.**

Remember, it is the responsibility of the keyholder to submit accurate data about the institution. Please contact the IPEDS Help Desk for clarifications to make sure that you are reporting correctly.

#### Data Reporting Reminder:

- Report data to accurately reflect the time period corresponding with the IPEDS survey component, even if such reporting is seemingly inconsistent with prior-year reporting. For example, if a summer term began later than usual due to to Coronavirus Pandemic postponements, continue to report using the timeframes as defined in the IPEDS instructions. NCES expects that some data reported during the 2021-22 data collection year will vary from established prior trends due to the impacts of Coronavirus Pandemic. If an error edit is triggered even when submitting accurate data, please indicate in the corresponding context box or verbally to the Help Desk that the seemingly inconsistent data are accurate and reflect the effects of Coronavirus Pandemic.

#### Changes to reporting for 2021-22:

- There are no changes to this survey component.

#### Common Errors

Quality control reviews of past IC data indicate frequently made errors. Please review the common errors below to ensure accurate reporting.

- Part C, question 8 should only be marked 'YES' if your institution is **EXCLUSIVELY** distance education. Do not mark 'YES' if your courses/programs are also available in person.
- Do not try to outsmart fatal errors; this is falsifying data. Contact the Help Desk to override, or fix, the data.
- Make sure you understand ALL definitions before responding to questions. For example, make sure that you are reporting for an 'ACADEMIC YEAR' or 'PROGRAM' as defined by IPEDS.

#### Resources:

- To download the survey materials for this component: [Survey Materials](#)
- To access your prior year data submission for this component: [Reported Data](#)

If you have questions about completing this survey, please contact the IPEDS Help Desk at 1-877-225-2568.

Institution: Washington State University (236939)

User ID: P2369391

## Part A - Important Instructions for COMBINED Reporting

### Important Instructions for COMBINED Reporting on Institutional Characteristics

For Institutions with Campus Reporting

You will submit a single Institutional Characteristics component that combines data and characteristics from your main campus and all campuses that report under the main campus. The only exception to this is the Cost of Attendance, which you will submit separately for the main campus and each campus. The Cost of Attendance screen in Part D is for the main campus; the Cost of Attendance screens in Part F are for the campuses.

Please report **combined** data for the following parts:

- Part A - Mission Statement
- Part B - Services for Military Servicemembers and Veterans
- Part C - Student Services
- Part D - Student Charges - all screens, **except Cost of Attendance**
- Part E - Athletic Association

Please report data **separately** for the main campus:

- Part D - Cost of Attendance

Please report data **separately** for each campus:

- Part F - Award Levels; Full-time, first-time students; Cost of Attendance

Part F screens will be provided for the submission of separate data by campus.

Screens will also be provided so that you can update the Institution Identification information for each branch campus.

Institution: Washington State University (236939)

User ID: P2369391

### Part A - Mission Statement

**1. Provide the institution's mission statement or a web address (URL) where the mission statement can be found. Typed statements are limited to 2,000 characters or less. The mission statement will be available to the public on College Navigator.**

Mission Statement URL:

Mission Statement:


Institution: Washington State University (236939)

User ID: P2369391

## Part B - Services and Programs for Servicemembers and Veterans

## 1. Which of the following are available to veterans, military servicemembers, or their families?

- Yellow Ribbon Program (officially known as Post-9/11 GI Bill, Yellow Ribbon Program)
- Credit for military training
- Dedicated point of contact for support services for veterans, military servicemembers, and their families
- Recognized student veteran organization
- Member of Department of Defense Voluntary Educational Partnership Memorandum of Understanding
- None of the above

 You may use the box below to provide additional context for the data you have reported above. Context notes will be posted on the College Navigator website. Therefore, you should write all context notes using proper grammar (e.g., complete sentences with punctuation) and common language that can be easily understood by students and parents (e.g., spell out acronyms).

Washington State University is dedicated to serving the members of our armed forces. Please visit our website at [va.wsu.edu](http://va.wsu.edu).

Institution: Washington State University (236939)

User ID: P2369391

## Part C - Student Services - Special Learning Opportunities

**1. Does your institution accept any of the following? [Check all that apply]**

- Dual enrollment
- Credit for life experiences
- Advanced placement (AP) credits
- None of the above

**2. What types of special learning opportunities are offered by your institution? [Check all that apply]**

- ROTC
  - Army
  - Navy
  - Air Force
- Study abroad
- Weekend/evening college
- Teacher certification (for the elementary, middle school/junior high, or secondary level)
  - Do not include certifications to teach at the postsecondary level.
  - Students can complete their preparation in certain areas of specialization
  - Students must complete their preparation at another institution for certain areas of specialization
  - This institution is approved by the state for the initial certification or licensure of teachers
- None of the above

**3. If your institution grants a bachelor's degree or higher but does not offer a full 4-year program of study at the undergraduate level, how many years of completed college-level work are required for entrance?**

Number of years

Select One

Institution: Washington State University (236939)





User ID: P2369391

## Part C - Student Services: Other Student Services

## 4. Which of the following selected student services are offered by your institution? [Check all that apply]


- Remedial services
- Academic/career counseling services
- Employment services for current students
- Placement services for program completers
- On-campus day care for children of students
- None of the above

## 5. Which of the following academic library resource or service does your institution provide? [Check all that apply]

- Physical facilities
-  An organized collection of printed materials
-  Access to digital/electronic resources
-  A staff trained to provide and interpret library materials
- Established library hours
-  Access to library collections that are shared with other institutions
- None of the above

## 6. Indicate whether or not any of the following alternative tuition plans are offered by your institution.

- No
- Yes
  - Tuition guarantee
  - Prepaid tuition plan
  - Tuition payment plan
  - Other (specify in box below)

 You may use the box below to provide additional context for the data you have reported above. Context notes will be posted on the College Navigator website. Therefore, you should write all context notes using proper grammar (e.g., complete sentences with punctuation) and common language that can be easily understood by students and parents (e.g., spell out acronyms).

The state of Washington sponsors a Guaranteed Education Tuition Program (GET). The program allows a person to pay for future tuition at a set price today. For more information about this tax-free program, visit their website at <https://www.get.wa.gov/>.

Institution: Washington State University (236939)

User ID: P2369391

## Part C - Student Services - Distance Education

## Reporting Reminders:

- When reporting distance education offerings, do not include remote learning implemented in response to Coronavirus Pandemic unless the program anticipates maintaining this modality permanently. Allowing program completion via distance education is not the same as having planned full distance education programs.

**i 7. Please indicate at what level(s) your institution does or does not offer distance education courses and/or distance education programs. Check all that apply.**

	<b>i</b> Distance education courses	<b>i</b> Distance education programs	Does not offer Distance Education
Undergraduate level	<input checked="" type="checkbox"/>	<input checked="" type="checkbox"/>	<input type="checkbox"/>
Graduate level	<input checked="" type="checkbox"/>	<input checked="" type="checkbox"/>	<input type="checkbox"/>

**i 8. Are all the programs at your institution offered exclusively via distance education programs?**

Select No if all programs at your institution are offered exclusively via distance education only temporarily in response to Coronavirus Pandemic.

- No  
 Yes


Institution: Washington State University (236939)

User ID: P2369391

## Part C - Student Services: Disability Services

9. Please indicate the percentage of all undergraduate students enrolled during Fall 2020 who were formally registered as students with disabilities with the institution's office of disability services (or the equivalent office).

 3 percent or less More than 3 percent:  %

 You may use the box below to provide additional context for the data you have reported above. Context notes will be posted on the College Navigator website. Therefore, you should write all context notes using proper grammar (e.g., complete sentences with punctuation) and common language that can be easily understood by students and parents (e.g., spell out acronyms).

Please visit our website to learn more about services offered at <https://accesscenter.wsu.edu>.



Institution: Washington State University (236939)

User ID: P2369391

## Part D - Student Charges Questions

**1. Are all full-time, first-time degree/certificate-seeking students required to live on campus or in institutionally controlled housing?**

If your institution typically has this requirement but such requirement is temporarily suspended due to Coronavirus Pandemic, please answer Yes.

If you answer **Yes** to this question, you will not be asked to report off-campus room and board in the price of attendance (D11).

This is only a screening question, and your response does not show up on College Navigator.

If you make any exceptions to this rule, and have even one full-time, first-time student living off-campus, please answer **No** so that this does not cause conflicts with the Student Financial Aid survey. Making changes to the SFA component is very difficult and may lead to inaccurate reporting for your institution.

- No  
 Yes, and we do not make **ANY** (even one) exceptions to this rule

**2. Does your institution charge different tuition for in-district, in-state, or out-of-state students?**

If you answer **Yes** to this question, you will be expected to report tuition amounts for in-district, in-state, and out-of-state students.

Please only select **Yes** if you really charge different tuition rates, or you will be reporting the same numbers 3 times.

- No  
 Yes

**3. Does your institution offer institutionally-controlled housing (either on or off campus)?**

If your institution typically offers institutionally-controlled housing but has temporarily suspended such offerings due to Coronavirus Pandemic, please answer Yes.

If you answer **Yes** to this question, you will be expected to specify a housing capacity, and to report a room charge or a combined room and board charge (D10).

- No  
 Yes

Specify housing capacity for academic year 2021-22

**4. Do you offer board or meal plans to your students?**

If your institution typically offers board or meal plans but has temporarily suspended such offerings due to Coronavirus Pandemic, please answer Yes.

If you answer **Yes** to this question, you will be expected to report a board charge or combined room and board charge (D10).

- No  
 Yes - Enter the number of meals per week in the maximum meal plan available

- Yes - Number of meals per week can vary (e.g., students charge meals against a meal card)

Institution: Washington State University (236939)

User ID: P2369391

**Part D - Undergraduate Student Charges**If the institution charges an application fee, indicate the amount.

	<b>i</b> Amount	Prior year
<u>Undergraduate application fee</u>	50	50

**5. Charges to full-time undergraduate students for the full academic year 2021-22***Please be sure to report an average tuition that includes all students at all levels (freshman, sophomore, etc.).*

	<u>In-district</u>	Prior year	<u>In-state</u>	Prior year	<u>Out-of-state</u>	Prior year
<u>All full-time undergraduate students</u>						
<u>Average tuition</u>	10,457	10,202	10,457	10,202	25,773	25,145
<u>Required fees</u>	1,960	1,968	1,960	1,968	1,960	1,968

**6. Per credit hour charge for part-time undergraduate students***Please be sure to report an average per credit tuition that includes all students at all levels (freshman, sophomore, etc.).**Do not include fees.*

	<u>In-district</u>	Prior year	<u>In-state</u>	Prior year	<u>Out-of-state</u>	Prior year
<u>Per credit hour charge</u>	550	538	550	538	1,316	1,286

Institution: Washington State University (236939)

User ID: P2369391

## Part D - Graduate Student Charges

If the institution charges an application fee, indicate the amount.

	Amount	Prior year
<u>Graduate application fee</u>	75	75

*Please do not include tuition for Doctor's Degree – Professional Practice programs. Data for those programs are collected separately.*

7. Charges to **full-time graduate students** for the full academic year 2021-22

	<u>In-district</u>	Prior year	<u>In-state</u>	Prior year	<u>Out-of-state</u>	Prior year
<u>Average tuition</u>	12,076	11,781	12,076	11,781	26,526	25,879
<u>Required fees</u>	1,664	1,682	1,664	1,682	1,664	1,682

8. **Per credit hour charge for part-time graduate students**

*Please be sure to report an average per credit tuition that includes all graduate students (NOT doctor's degree-professional practice students).*

*Do not include fees.*

	<u>In-district</u>	Prior year	<u>In-state</u>	Prior year	<u>Out-of-state</u>	Prior year
<u>Per credit hour charge</u>	631	617	631	617	1,354	1,322

Institution: Washington State University (236939)

User ID: P2369391

## Part D - Student Charges - Graduate, Doctor's-Professional Practice Tuition

9. List the typical tuition and required fees for a full-time doctor's-professional practice student in any of the selected programs for the full academic year 2021-22.

DO NOT include room and board charges

Doctor's degree-professional practice	In-state	Out-of-state
1. Chiropractic (D.C. or D.C.M.):		
Tuition amount	<input type="text"/>	<input type="text"/>
Required fees	<input type="text"/>	<input type="text"/>
2. Dentistry (D.D.S. or D.M.D.):		
Tuition amount	<input type="text"/>	<input type="text"/>
Required fees	<input type="text"/>	<input type="text"/>
3. Medicine (M.D.):		
Tuition amount	<input type="text" value="39,508"/> ✕	<input type="text"/>
Required fees	<input type="text" value="782"/> ✕	<input type="text"/>
4. Optometry (O.D.):		
Tuition amount	<input type="text"/>	<input type="text"/>
Required fees	<input type="text"/>	<input type="text"/>
5. Osteopathic Medicine (D.O.):		
Tuition amount	<input type="text"/>	<input type="text"/>
Required fees	<input type="text"/>	<input type="text"/>
6. Pharmacy (Pharm.D.):		
Tuition amount	<input type="text" value="23,990"/>	<input type="text" value="40,644"/>
Required fees	<input type="text" value="782"/>	<input type="text" value="782"/>
7. Podiatry (Pod.D., D.P., or D.P.M.):		
Tuition amount	<input type="text"/>	<input type="text"/>
Required fees	<input type="text"/>	<input type="text"/>
8. Veterinary Medicine (D.V.M.):		
Tuition amount	<input type="text" value="25,744"/>	<input type="text" value="61,156"/>
Required fees	<input type="text" value="1,664"/>	<input type="text" value="1,664"/>
9. Law (J.D.):		
Tuition amount	<input type="text"/>	<input type="text"/>
Required fees	<input type="text"/>	<input type="text"/>

Institution: Washington State University (236939)

User ID: P2369391

## Part D - Student Charges - Room and Board

**10. What are the typical room and board charges for a student for the full academic year 2021-22?***If your institution offers room or board at no charge to students, enter zero.**If you report room and board separately, leave the combined charge blank. If you report a combined charge, leave the room and board charges blank.*

<u>Room and board charges</u>	Amount	Prior year
<b>i</b> Room charge (Double occupancy)	<input type="text" value="7,400"/>	7,400
<b>i</b> Board charge (Maximum plan)	<input type="text" value="4,350"/>	4,350
Combined room and board charge (Answer only if you CANNOT separate room and board charges.)	<input type="text" value="N/A"/>	

Institution: Washington State University (236939)

User ID: P2369391

## Part D - Student Charges - Cost of Attendance

**11. Cost of attendance for full-time, first-time undergraduate students:**

Please enter the amounts requested below for each Cost of Attendance (COA) category. These data will be made available to the public on College Navigator. If your institution participates in any Title IV programs (e.g., Pell, Direct Loans), you must provide all information. Estimates of expenses for books and supplies, room and board, and other expenses are those from the COA report used by the financial aid office in determining financial need. Please confirm with your institution's financial aid office the correct values for these COA categories, as its staff are most familiar with federal guidance (e.g., Federal Student Aid Handbook) and professional standards in determining COA.

## Notes:

- If your institution offers room (housing) but does not offer board, refer to your institution's COA budgets to report an estimate of how much students would spend on board.
- Similarly, if your institution offers board but does not offer room (housing), refer to your institution's COA budgets to report an estimate of how much students would spend on room.

**i** If the **2021-22 tuition and/or fees as reported on this page** for *full-time, first-time students* are covered by a **tuition guarantee** program, check the applicable box(es) under 'Tuition Guarantee'. Additionally, please indicate the maximum % increase that is guaranteed. *These numbers are expected to be fairly small. Please contact the Help Desk if you are confused about these values and how to report them.*

Charges for full academic year	2018-19	2019-20	2020-21	2021-22	<b>i</b> Tuition Guarantee (check only if applicable to <b>entering students</b> in 2021-22)	Guaranteed increase %
<b>Published tuition and required fees:</b>						
<u>In-district</u>						
Tuition	9,720	9,953	10,202	10,457	<input type="checkbox"/>	<input type="text"/>
Required fees	1,864	1,888	1,968	1,960	<input type="checkbox"/>	<input type="text"/>
Tuition + fees total	11,584	11,841	12,170	12,417		
<u>In-state</u>						
Tuition	9,720	9,953	10,202	10,457	<input type="checkbox"/>	<input type="text"/>
Required fees	1,864	1,888	1,968	1,960	<input type="checkbox"/>	<input type="text"/>
Tuition + fees total	11,584	11,841	12,170	12,417		
<u>Out-of-state</u>						
Tuition	23,956	24,531	25,145	25,773	<input type="checkbox"/>	<input type="text"/>
Required fees	1,864	1,888	1,968	1,960	<input type="checkbox"/>	<input type="text"/>
Tuition + fees total	25,820	26,419	27,113	27,733		
<u>Books and supplies</u>	960	960	960	960		
<b>On-campus:</b>						
<u>Room and board</u>	11,398	11,648	11,848	11,848		
<u>Other expenses</u>	3,542	3,542	3,542	3,542		
Room and board and other expenses	14,940	15,190	15,390	15,390		
<b>Off-campus (not with family):</b>						
<u>Room and board</u>	11,398	11,648	11,848	11,848		
<u>Other expenses</u>	3,542	3,542	3,542	3,542		
Room and board and other expenses	14,940	15,190	15,390	15,390		
<b>Off-campus (with family):</b>						
<u>Other expenses</u>	3,542	3,542	3,542	3,542		

**i** You may use the box below to provide additional context for the data you have reported above. Context notes will be posted on the College Navigator website. Therefore, you should write all context notes using proper grammar (e.g., complete sentences with punctuation) and common language that can be easily understood by students and parents (e.g., spell out acronyms).



Institution: Washington State University (236939)

User ID: P2369391

## Part E - Athletic Association

## 1. Is this institution a member of a national athletic association?

- No  
 Yes - Check all that apply
- National Collegiate Athletic Association (NCAA)
  - National Association of Intercollegiate Athletics (NAIA)
  - National Junior College Athletic Association (NJCAA)
  - United States Collegiate Athletic Association (USCAA)
  - National Christian College Athletic Association (NCCAA)
  - Other

## 2. If this institution is a member of the NCAA or NAIA, specify the conference FOR EACH SPORT using the pull-down menu.

Sport	NCAA or NAIA member	Conference
Football	<input type="radio"/> No <input checked="" type="radio"/> Yes-Specify	Pacific-12 Conference ▼
Basketball	<input type="radio"/> No <input checked="" type="radio"/> Yes-Specify	Pacific-12 Conference ▼
Baseball	<input type="radio"/> No <input checked="" type="radio"/> Yes-Specify	Pacific-12 Conference ▼
Cross country and/or track	<input type="radio"/> No <input checked="" type="radio"/> Yes-Specify	Pacific-12 Conference ▼



Institution: Washington State University (236939)

User ID: P2369391

## Part F - Branch Campus List

## Campus List

- Click on the screen name under the 'Campus Name' to access the survey pages for the branch campus.
- You will not be able to lock the Institutional Characteristics survey for the main campus until the Status for each branch campus is Clean.

Campus ID	Campus Name	Address	Status
23693901	Washington State University-Vancouver <a href="#">Questions</a> <a href="#">Cost of Attendance</a>	14204 NE Salmon Creek Avenue Vancouver, WA 986869600	Clean
23693902	Washington State University-Spokane	412 East Spokane Falls Blvd Spokane, WA 992029600	Not Applicable
23693903	Washington State University-Tri Cities <a href="#">Questions</a> <a href="#">Cost of Attendance</a>	2710 Crimson Way Richland, WA 993541671	Clean
23693904	Washington State University - Everett Campus	915 N. Broadway Everett, WA 98201	Not Applicable

Institution: Washington State University (236939)

User ID: P2369391

Institution: Washington State University-Vancouver (23693901)

User ID: P2369391

Part F - Branch Campus Pricing Questions

1. Does this branch offer institutionally-controlled housing (either on or off campus) or meal plans to your students?

If you answer **Yes** to this question, you will be expected to report room and board charges on the pricing page.

- No
- Yes

2. Are all full-time, first-time degree/certificate-seeking students required to live on campus or in institutionally-controlled housing?

If you answer **Yes** to this question, you will not be asked to report off-campus room and board in the price of attendance.

- No
- Yes

3. If the institution charges an application fee, indicate the amount.

	Amount	Prior year
Application fee	50	50

Institution: Washington State University (236939)

User ID: P2369391

Institution: Washington State University-Vancouver (23693901)

User ID: P2369391

Part F - Branch Campus Cost of Attendance

4. Cost of attendance for full-time, first-time undergraduate students:

Please enter the amounts requested below. These data will be made available to the public on College Navigator. Data for prior years may be corrected. If your institution participates in any Title IV programs (Pell, Stafford, etc.), you must complete all information for the current year. Estimates of expenses for books and supplies, room and board, and other expenses are those from the Cost of Attendance report used by the financial aid office in determining financial need. Please talk to your financial aid office to get these numbers, to ensure that you are reporting correct numbers.

Charges for full academic year	2018-19	2018-19	2020-21	2021-22	Tuition Guarantee (for 2021-22 only)	Guaranteed increase %
<b>Published tuition and required fees:</b>						
<u>In-district</u>						
Tuition	9,720	9,953	10,202	10,457	<input type="checkbox"/>	<input type="text"/>
Required fees	599	599	599	599	<input type="checkbox"/>	<input type="text"/>
Tuition + fees total	10,319	10,552	10,801	11,056		
<u>In-state</u>						
Tuition	9,720	9,953	10,202	10,457	<input type="checkbox"/>	<input type="text"/>
Required fees	599	599	599	599	<input type="checkbox"/>	<input type="text"/>
Tuition + fees total	10,319	10,552	10,801	11,056		
<u>Out-of-state</u>						
Tuition	23,956	24,531	25,145	25,773	<input type="checkbox"/>	<input type="text"/>
Required fees	599	599	599	599	<input type="checkbox"/>	<input type="text"/>
Tuition + fees total	24,555	25,130	25,744	26,372		
<u>Books and supplies</u>	960	960	960	960		
<b>Off-campus (not with family):</b>						
Room and board	11,398	11,648	11,848	11,848		
Other expenses	3,542	3,542	3,542	3,542		
Room and board and other expenses	14,940	15,190	15,390	15,390		
<b>Off-campus (with family):</b>						
Other expenses	3,542	3,542	3,542	3,542		

You may use the box below to provide additional context for the data you have reported above. Context notes will be posted on the College Navigator website. Therefore, you should write all context notes using proper grammar (e.g., complete sentences with punctuation) and common language that can be easily understood by students and parents (e.g., spell out acronyms).

Institution: Washington State University (236939)

User ID: P2369391

Institution: Washington State University-Tri Cities (23693903)

User ID: P2369391

## Part F - Branch Campus Pricing Questions

### 1. Does this branch offer institutionally-controlled housing (either on or off campus) or meal plans to your students?

If you answer **Yes** to this question, you will be expected to report room and board charges on the pricing page.

- No  
 Yes

### 2. Are all full-time, first-time degree/certificate-seeking students required to live on campus or in institutionally-controlled housing?

If you answer **Yes** to this question, you will not be asked to report off-campus room and board in the price of attendance.

- No  
 Yes

### 3. If the institution charges an application fee, indicate the amount.

	Amount	Prior year
Application fee	<input type="text" value="50"/>	50

Institution: Washington State University (236939)

User ID: P2369391

Institution: Washington State University-Tri Cities (23693903)


User ID: P2369391

## Part F - Branch Campus Cost of Attendance

**4. Cost of attendance for full-time, first-time undergraduate students:**

**Please enter the amounts requested below. These data will be made available to the public on College Navigator. Data for prior years may be corrected. If your institution participates in any Title IV programs (Pell, Stafford, etc.), you must complete all information for the current year. Estimates of expenses for books and supplies, room and board, and other expenses are those from the Cost of Attendance report used by the financial aid office in determining financial need. Please talk to your financial aid office to get these numbers, to ensure that you are reporting correct numbers.**

Charges for full academic year	2018-19	2018-19	2020-21	2021-22	Tuition Guarantee (for 2021-22 only)	Guaranteed increase %
<b>Published tuition and required fees:</b>						
<u>In-district</u>						
Tuition	9,720	9,953	10,202	10,457	<input type="checkbox"/>	<input type="text"/>
Required fees	812	812	942	942	<input type="checkbox"/>	<input type="text"/>
Tuition + fees total	10,532	10,765	11,144	11,399		
<u>In-state</u>						
Tuition	9,720	9,953	10,202	10,457	<input type="checkbox"/>	<input type="text"/>
Required fees	812	812	942	942	<input type="checkbox"/>	<input type="text"/>
Tuition + fees total	10,532	10,765	11,144	11,399		
<u>Out-of-state</u>						
Tuition	23,956	24,531	25,145	25,773	<input type="checkbox"/>	<input type="text"/>
Required fees	812	812	942	942	<input type="checkbox"/>	<input type="text"/>
Tuition + fees total	24,768	25,343	26,087	26,715		
<u>Books and supplies</u>	960	960	960	960		
<b>Off-campus (not with family):</b>						
Room and board	11,398	11,648	11,848	11,848		
Other expenses	3,542	3,542	3,542	3,542		
Room and board and other expenses	14,940	15,190	15,390	15,390		
<b>Off-campus (with family):</b>						
Other expenses	3,542	3,542	3,542	3,542		

 You may use the box below to provide additional context for the data you have reported above. Context notes will be posted on the College Navigator website. Therefore, you should write all context notes using proper grammar (e.g., complete sentences with punctuation) and common language that can be easily understood by students and parents (e.g., spell out acronyms).

Institution: Washington State University (236939)

User ID: P2369391

Prepared by

Prepared by

Reporting Reminders:

- The name of the preparer is being collected so that we can follow up with the appropriate person in the event that there are questions concerning the data.
- The Keyholder will be copied on all email correspondence to other preparers.
- The time it took to prepare this component is being collected so that we can continue to improve our estimate of the reporting burden associated with IPEDS.
- Please include in your estimate the time it took for you to review instructions, query and search data sources, complete and review the component, and submit the data through the Data Collection System.
- Thank you for your assistance.

This survey component was prepared by:

<input type="radio"/>	Keyholder	<input type="radio"/>	SFA Contact	<input type="radio"/>	HR Contact
<input type="radio"/>	Finance Contact	<input type="radio"/>	Academic Library Contact	<input checked="" type="radio"/>	Other

Name:

Email:

How many staff from your institution only were involved in the data collection and reporting process of this survey component?

Number of Staff (including yourself)

How many hours did you and others from your institution only spend on each of the steps below when responding to this survey component?  
 Exclude the hours spent collecting data for state and other reporting purposes.

Staff member	Collecting Data Needed	Revising Data to Match IPEDS Requirements	Entering Data	Revising and Locking Data
Your office	<input type="text" value="1.00"/> hours	<input type="text"/> hours	<input type="text" value="1.00"/> hours	<input type="text" value="1.00"/> hours
Other offices	<input type="text"/> hours	<input type="text"/> hours	<input type="text"/> hours	<input type="text"/> hours

Institution: Washington State University (236939)

User ID: P2369391

## Summary

**Institutional Characteristics Component Summary**

IPEDS collects important information regarding your institution. All data reported in IPEDS survey components become available in the IPEDS Data Center and appear as aggregated data in various Department of Education reports. Additionally, some of the reported data appears specifically for your institution through the College Navigator website and is included in your institution's Data Feedback Report (DFR). The purpose of this summary is to provide you an opportunity to view some of the data that, when accepted through the IPEDS quality control process, will appear on the College Navigator website and/or your DFR. College Navigator is updated approximately three months after the data collection period closes and Data Feedback Reports will be available through the [Data Center](#) and sent to your institution's CEO in November 2021.

Please review your data for accuracy. If you have questions about the data displayed below after reviewing the data reported on the survey screens, please contact the IPEDS Help Desk at: 1-877-225-2568 or [ipedshelp@rti.org](mailto:ipedshelp@rti.org).

## Academic Year Reporters

GENERAL INFORMATION					
Mission Statement	<a href="https://strategicplan.wsu.edu/">https://strategicplan.wsu.edu/</a>				
Are all the programs at your institution offered exclusively via distance education programs?	No				
Special Learning Opportunities	ROTC (Army Navy Air Force) Study abroad Teacher certification (below the postsecondary level)				
Student Services	Remedial services Academic/career counseling services Employment services for current students Placement services for program completers On-campus day care for children of students				
Credit Accepted	Dual credit (college credit earned while in high school) Credit for life experiences Advanced placement (AP) credits				
Undergraduate students enrolled who are formally registered with office of disability services	6%				
PRICING INFORMATION					
Estimated expenses for academic year for full-time, first-time students		2018-19	2019-20	2020-21	2021-22
In-district tuition and fees		\$11,584	\$11,841	\$12,170	\$12,417
In-state tuition and fees		\$11,584	\$11,841	\$12,170	\$12,417
Out-of-state tuition and fees		\$25,820	\$26,419	\$27,113	\$27,733
Books and supplies		\$960	\$960	\$960	\$960
On-campus room and board		\$11,398	\$11,648	\$11,848	\$11,848
On-campus other expenses		\$3,542	\$3,542	\$3,542	\$3,542
Off-campus room and board		\$11,398	\$11,648	\$11,848	\$11,848
Off-campus other expenses		\$3,542	\$3,542	\$3,542	\$3,542
Off-campus with family other expenses		\$3,542	\$3,542	\$3,542	\$3,542
Average undergraduate student tuition and fees for academic year 2021-22		Tuition		Fees	
In-district			\$10,457		\$1,960
In-state			\$10,457		\$1,960
Out-of-state			\$25,773		\$1,960
Average graduate student tuition and fees for academic year 2021-22		Tuition		Fees	
In-district			\$12,076		\$1,664
In-state			\$12,076		\$1,664
Out-of-state			\$26,526		\$1,664
Alternative tuition plans	Prepaid tuition plan				

Institution: Washington State University (236939)

User ID: P2369391

Edit Report

Institutional Characteristics

Source	Description	Severity	Resolved	Options
<b>Screen: Doctor's-Professional Practice Tuition</b>				
Screen Entry	You must report both in-state and out-of-state tuition or leave both fields blank. Please correct your data or contact the IPEDS Help Desk for assistance. (Error #11147)	Fatal	Yes	
Reason	Overridden by administrator. This program is only available for in-state students. RD			
Screen Entry	You must report both in-state and out-of-state required fees or leave both fields blank. Please correct your data or contact the IPEDS Help Desk for assistance. (Error #11153)	Fatal	Yes	
Reason	Overridden by administrator. This program is only available for in-state students. RD			