

Institution: Washington State University (236939)

User ID: P2369391

Overview

Institutional Characteristics Overview

Welcome to the Institutional Characteristics (IC) component. This component collects important information about your institution's mission, student services, and student charges.

Much of the data reported on IC appear on College Navigator, which is updated once after IC data have been reviewed. Thus, errors may stay on College Navigator for a full year.

Additionally, the cost of attendance data are used to calculate the net price of attendance in the Student Financial Aid component. This has important implications for what students see about your institution, and also for the College Affordability and Transparency Center's lists. **Revisions or changes to costs can ONLY be made in the Student Financial Aid component and not in the prior year revision system.**

Remember, it is the responsibility of the keyholder to submit accurate data about the institution. Please contact the IPEDS Help Desk for clarifications to make sure that you are reporting correctly.

Changes to reporting for 2019-20

- The term 'contact hour' has been replaced with the term 'clock hour'
- The term 'formal award' has been replaced with the term 'recognized postsecondary credential'
- There is a new instruction to exclude students participating in Experimental Pell (See <https://experimentalsites.ed.gov/exp/approved.html>)

For 2020-21 changes, please review the preview screens available on the [Survey Materials](#) page.

Common Errors

Quality control reviews of past IC data indicate frequently made errors. Please review the common errors below to ensure accurate reporting.

- Part C, question 8 should only be marked 'YES' if your institution is **EXCLUSIVELY** distance education. Do not mark 'YES' if your courses/programs are also available in person.
- Do not try to outsmart fatal errors; this is falsifying data. Contact the Help Desk to override, or fix, the data.
- Make sure you understand ALL definitions before responding to questions. For example, make sure that you are reporting for an 'ACADEMIC YEAR' or 'PROGRAM' as defined by IPEDS.

To download the survey materials for this component: [Survey Materials](#)

To access your prior year data submission for this component: [Reported Data](#)

Part A - Important Instructions for COMBINED Reporting

Important Instructions for COMBINED Reporting on Institutional Characteristics

For Institutions with Campus Reporting

You will submit a single Institutional Characteristics component that combines data and characteristics from your main campus and all campuses that report under the main campus. The only exception to this is the Cost of Attendance, which you will submit separately for the main campus and each campus. The Cost of Attendance screen in Part D is for the main campus; the Cost of Attendance screens in Part F are for the campuses.

Please report **combined** data for the following parts:

- Part A - Mission Statement
- Part B - Services for Military Servicemembers and Veterans
- Part C - Student Services
- Part D - Student Charges - all screens, **except Cost of Attendance**
- Part E - Athletic Association

Please report data **separately** for the main campus:

- Part D - Cost of Attendance

Please report data **separately** for each campus:

- Part F - Award Levels; Full-time, first-time students; Cost of Attendance

Part F screens will be provided for the submission of separate data by campus.

Screens will also be provided so that you can update the Institution Identification information for each branch campus.

Part A - Mission Statement


1. Provide the institution's mission statement or a web address (URL) where the mission statement can be found. Typed statements are limited to 2,000 characters or less. The mission statement will be available to the public on College Navigator.

<input checked="" type="radio"/> Mission Statement URL:	https://	<input type="text" value="strategicplan.wsu.edu/"/>
<input type="radio"/> Mission Statement:	<input type="text"/>	

Part B - Services and Programs for Servicemembers and Veterans

1. Which of the following are available to veterans, military servicemembers, or their families?

- Yellow Ribbon Program (officially known as Post-9/11 GI Bill, Yellow Ribbon Program)
- Credit for military training
- Dedicated point of contact for support services for veterans, military servicemembers, and their families
- Recognized student veteran organization
- Member of Department of Defense Voluntary Educational Partnership Memorandum of Understanding
- None of the above

 You may use the space below to provide context for the data you've reported above. These context notes will be posted on the College Navigator website, and should be written to be understood by students and parents.

Washington State University is dedicated to serving the members of our armed forces. Please visit our website at va.wsu.edu

Part C - Student Services - Special Learning Opportunities

1. Does your institution accept any of the following? [Check all that apply]

<input checked="" type="checkbox"/>	Dual credit (college credit earned while in high school)
<input checked="" type="checkbox"/>	Credit for life experiences
<input checked="" type="checkbox"/>	Advanced placement (AP) credits
<input type="checkbox"/>	None of the above

2. What types of special learning opportunities are offered by your institution? [Check all that apply]

<input checked="" type="checkbox"/>	ROTC				
<input checked="" type="checkbox"/>	Army	<input checked="" type="checkbox"/>	Navy	<input checked="" type="checkbox"/>	Air Force
<input checked="" type="checkbox"/>	Study abroad				
<input type="checkbox"/>	Weekend/evening college				
<input checked="" type="checkbox"/>	Teacher certification (for the elementary, middle school/junior high, or secondary level)				
Do not include certifications to teach at the postsecondary level.					
<input checked="" type="checkbox"/>	Students can complete their preparation in certain areas of specialization				
<input type="checkbox"/>	Students must complete their preparation at another institution for certain areas of specialization				
<input checked="" type="checkbox"/>	This institution is approved by the state for the initial certification or licensure of teachers				
<input type="checkbox"/>	None of the above				

3. If your institution grants a bachelor's degree or higher but does not offer a full 4-year program of study at the undergraduate level, how many years of completed college-level work are required for entrance?

Number of years	Select One
-----------------	------------

Part C - Student Services: Other Student Services

4. Which of the following selected student services are offered by your institution? [Check all that apply]


<input checked="" type="checkbox"/>	Remedial services
<input checked="" type="checkbox"/>	Academic/career <u>counseling services</u>
<input checked="" type="checkbox"/>	Employment services for current students
<input checked="" type="checkbox"/>	Placement services for program completers
<input checked="" type="checkbox"/>	On-campus <u>day care</u> for children of students
<input type="checkbox"/>	None of the above

5. Which of the following academic library resource or service does your institution provide? [Check all that apply]

<input checked="" type="checkbox"/>	Physical facilities
<input checked="" type="checkbox"/>	 An organized collection of printed materials
<input checked="" type="checkbox"/>	 Access to digital/electronic resources
<input checked="" type="checkbox"/>	A staff trained to provide and interpret library materials
<input checked="" type="checkbox"/>	Established library hours
<input checked="" type="checkbox"/>	 Access to library collections that are shared with other institutions
<input type="checkbox"/>	None of the above

6. Indicate whether or not any of the following alternative tuition plans are offered by your institution.

<input type="radio"/>	No
<input checked="" type="radio"/>	Yes
<input type="checkbox"/>	<u>Tuition guarantee</u>
<input checked="" type="checkbox"/>	<u>Prepaid tuition plan</u>
<input type="checkbox"/>	<u>Tuition payment plan</u>
<input type="checkbox"/>	Other (specify in box below)

 You may use the space below to provide context for the alternative tuition plans you've reported above.

These context notes will be posted on the College Navigator website, and should be written to be understood by students and parents.

The state of Washington sponsors a Guaranteed Education Tuition Program (GET). The program allows a person to pay for future tuition at a set price today. For more information about this tax-free program, visit their website at <https://www.get.wa.gov/>

Part C - Student Services - Distance Education

7. Please indicate at what level(s) your institution does or does not offer distance education courses and/or distance education programs. Check all that apply.

	Distance education courses	Distance education programs	Does not offer Distance Education
Undergraduate level	<input checked="" type="checkbox"/>	<input checked="" type="checkbox"/>	<input type="checkbox"/>
Graduate level	<input checked="" type="checkbox"/>	<input checked="" type="checkbox"/>	<input type="checkbox"/>


8. Are all the programs at your institution offered exclusively via distance education programs?

<input checked="" type="radio"/> No	
<input type="radio"/> Yes	

Part C - Student Services: Disability Services

9. Please indicate the percentage of all undergraduate students enrolled during Fall 2018 who were formally registered as students with disabilities with the institution's office of disability services (or the equivalent office).

- | | | |
|----------------------------------|----------------------|----|
| <input type="radio"/> | 3 percent or less | |
| <input checked="" type="radio"/> | More than 3 percent: | 5% |

 You may use the space below to provide context for the data you've reported above. These context notes will be posted on the College Navigator website, and should be written to be understood by students and parents.

Please visit our website to learn more about services offered at <https://accesscenter.wsu.edu>

Part D - Student Charges Questions

1. Are all full-time, first-time degree/certificate-seeking students required to live on campus or in institutionally controlled housing?

If you answer **Yes** to this question, you will not be asked to report off-campus room and board in the price of attendance (D11).

This is only a screening question, and your response does not show up on College Navigator.

*If you make any exceptions to this rule, and have even one full-time, first-time student living off-campus, please answer **No** so that this does not cause conflicts with the Student Financial Aid survey. Making changes to the SFA component is very difficult and may lead to inaccurate reporting for your institution.*

No

Yes, and we do not make **ANY** (even one) exceptions to this rule

2. Does your institution charge different tuition for in-district, in-state, or out-of-state students?

If you answer **Yes** to this question, you will be expected to report tuition amounts for in-district, in-state, and out-of-state students.

*Please only select **Yes** if you really charge different tuition rates, or you will be reporting the same numbers 3 times.*

No

Yes

3. Does your institution offer institutionally-controlled housing (either on or off campus)?

If you answer **Yes** to this question, you will be expected to specify a housing capacity, and to report a room charge or a combined room and board charge (D10).

No

Yes

Specify housing capacity for academic year 2019-20
7,923

4. Do you offer board or meal plans to your students?

If you answer **Yes** to this question, you will be expected to report a board charge or combined room and board charge (D10).

No

Yes - Enter the number of meals per week in the maximum meal plan available

Yes - Number of meals per week can vary (e.g., students charge meals against a meal card)

Part D - Undergraduate Student Charges

If the institution charges an application fee, indicate the amount.

	Amount	Prior year
Undergraduate application fee	50	50

5. Charges to full-time undergraduate students for the full academic year 2019-20

Please be sure to report an average tuition that includes all students at all levels (freshman, sophomore, etc.).

	In-district	Prior year	In-state	Prior year	Out-of-state	Prior year
All full-time undergraduate students						
Average tuition	9,953	9,720	9,953	9,720	24,531	23,956
Required fees	1,888	1,864	1,888	1,864	1,888	1,864

6. Per credit hour charge for part-time undergraduate students

Please be sure to report an average per credit tuition that includes all students at all levels (freshman, sophomore, etc.).

	In-district	Prior year	In-state	Prior year	Out-of-state	Prior year
Per credit hour charge	526	513	526	513	1,255	1,225

Part D - Graduate Student Charges

If the institution charges an application fee, indicate the amount.

	Amount	Prior year
Graduate application fee	75	75

*Please do not include tuition for Doctor's Degree – Professional Practice programs.
 Data for those programs are collected separately.*

7. Charges to full-time graduate students for the full academic year 2019-20

	In-district	Prior year	In-state	Prior year	Out-of-state	Prior year
Average tuition	11,493	11,224	11,493	11,224	25,248	24,656
Required fees	1,602	1,578	1,602	1,578	1,602	1,578

8. Per credit hour charge for part-time graduate students

	In-district	Prior year	In-state	Prior year	Out-of-state	Prior year
Per credit hour charge	603	589	603	589	1,291	1,260

Part D - Student Charges - Graduate, Doctor's-Professional Practice Tuition

9. List the typical tuition and required fees for a full-time doctor's-professional practice student in any of the selected programs for the full academic year 2019-20.

DO NOT include room and board charges

Doctor's degree-professional practice	In-state	Out-of-state
1. Chiropractic (D.C. or D.C.M.):		
<u>Tuition amount</u>		
<u>Required fees</u>		
2. Dentistry (D.D.S. or D.M.D.):		
<u>Tuition amount</u>		
<u>Required fees</u>		
3. Medicine (M.D.):		
<u>Tuition amount</u>	38,357	⊗
<u>Required fees</u>	766	⊗
4. Optometry (O.D.):		
<u>Tuition amount</u>		
<u>Required fees</u>		
5. Osteopathic Medicine (D.O.):		
<u>Tuition amount</u>		
<u>Required fees</u>		
6. Pharmacy (Pharm.D.):		
<u>Tuition amount</u>	21,990	38,644
<u>Required fees</u>	766	766
7. Podiatry (Pod.D., D.P., or D.P.M.):		
<u>Tuition amount</u>		
<u>Required fees</u>		
8. Veterinary Medicine (D.V.M.):		
<u>Tuition amount</u>	25,744	61,156
<u>Required fees</u>	1,602	1,602
9. Law (J.D.):		
<u>Tuition amount</u>		
<u>Required fees</u>		

Part D - Student Charges - Room and Board

10. What are the typical room and board charges for a student for the full academic year 2019-20?

If your institution offers room or board at no charge to students, enter zero.

If you report room and board separately, leave the combined charge blank. If you report a combined charge, leave the room and board charges blank.

Room and board charges	Amount	Prior year
? Room charge (Double occupancy)	7,150	6,900
? Board charge (Maximum plan)	4,498	4,498
Combined room and board charge (Answer only if you CANNOT separate room and board charges.)	NA	

Part D - Student Charges - Price of Attendance

11. Cost of attendance for full-time, first-time undergraduate students:

Please enter the amounts requested below. These data will be made available to the public on College Navigator. If your institution participates in any Title IV programs (Pell, Stafford, etc.), you must complete all information. **Estimates of expenses for books and supplies, room and board, and other expenses are those from the Cost of Attendance report used by the financial aid office in determining financial need. Please talk to your financial aid office to get these numbers to ensure that you are reporting correctly.**

? If the **2019-20 tuition and/or fees as reported on this page** for full-time, first-time students are covered by a tuition guarantee program, check the applicable box(es) under 'Tuition Guarantee'. Additionally, please indicate the maximum % increase that is guaranteed. *These numbers are expected to be fairly small. Please contact the Help Desk if you are confused about these values and how to report them.*

Charges for full academic year	2016-17	2017-18	2018-19	2019-20	? Tuition Guarantee (check only if applicable to entering students in 2019-20)	Guaranteed increase %
Published tuition and required fees:						
<u>In-district</u>						
Tuition	9,324	9,530	9,720	9,953	<input type="checkbox"/>	
Required fees	1,717	1,861	1,864	1,888	<input type="checkbox"/>	
Tuition + fees total	11,041	11,391	11,584	11,841		
<u>In-state</u>						
Tuition	9,324	9,530	9,720	9,953	<input type="checkbox"/>	
Required fees	1,717	1,861	1,864	1,888	<input type="checkbox"/>	
Tuition + fees total	11,041	11,391	11,584	11,841		
<u>Out-of-state</u>						
Tuition	23,956	23,956	23,956	24,531	<input type="checkbox"/>	
Required fees	1,717	1,861	1,864	1,888	<input type="checkbox"/>	
Tuition + fees total	25,673	25,817	25,820	26,419		
<u>Books and supplies</u>	960	960	960	960		
On-campus:						
Room and board	11,356	11,356	11,398	11,648		
Other expenses	3,542	3,542	3,542	3,542		
Room and board and other expenses	14,898	14,898	14,940	15,190		
Off-campus (not with family):						
Room and board	11,356	11,356	11,398	11,648		
Other expenses	3,542	3,542	3,542	3,542		
Room and board and other expenses	14,898	14,898	14,940	15,190		
Off-campus (with family):						
Other expenses	3,542	3,542	3,542	3,542		

+ You may use the space below to provide context for the data you've reported above. These context notes will be posted on the College Navigator website, and should be written to be understood by students and parents.

Part E - Athletic Association

1. Is this institution a member of a national athletic association?

- No
- Yes - Check all that apply
- National Collegiate Athletic Association (NCAA)
 - National Association of Intercollegiate Athletics (NAIA)
 - National Junior College Athletic Association (NJCAA)
 - United States Collegiate Athletic Association (USCAA)
 - National Christian College Athletic Association (NCCAA)
 - Other

2. If this institution is a member of the NCAA or NAIA, specify the conference FOR EACH SPORT using the pull-down menu.

Sport	NCAA or NAIA member		Conference
	<input type="radio"/> No	<input checked="" type="radio"/> Yes-Specify	
Football	<input type="radio"/> No	<input checked="" type="radio"/> Yes-Specify	Pacific-12 Conference
Basketball	<input type="radio"/> No	<input checked="" type="radio"/> Yes-Specify	Pacific-12 Conference
Baseball	<input type="radio"/> No	<input checked="" type="radio"/> Yes-Specify	Pacific-12 Conference
Cross country and/or track	<input type="radio"/> No	<input checked="" type="radio"/> Yes-Specify	Pacific-12 Conference

Part F - Branch Campus List

Campus List

- Click on the screen name under the 'Campus Name' to access the survey pages for the branch campus.
- You will not be able to lock the Institutional Characteristics survey for the main campus until the Status for each branch campus is Clean.

Campus ID	Campus Name	Address	Status
23693901	Washington State University-Vancouver Questions Price of Attendance	14204 NE Salmon Creek Avenue Vancouver, WA 98686 98600	Clean
23693902	Washington State University-Spokane	412 East Spokane Falls Blvd Spokane, WA 99202 9600	Not Applicable
23693903	Washington State University-Tri Cities Questions Price of Attendance	2710 Crimson Way Richland, WA 99354 1671	Clean

Part F - Branch Campus Pricing Questions

1. Does this branch offer institutionally-controlled housing (either on or off campus) or meal plans to your students?

If you answer Yes to this question, you will be expected to report room and board charges on the pricing page.

No

Yes

2. Are all full-time, first-time degree/certificate-seeking students required to live on campus or in institutionally-controlled housing?

If you answer Yes to this question, you will not be asked to report off-campus room and board in the price of attendance.

No

Yes

3. If the institution charges an application fee, indicate the amount.


	Amount	Prior year
Application fee	50	50

Part F - Branch Campus Price of Attendance

4. Cost of attendance for full-time, first-time undergraduate students:

*Please enter the amounts requested below. These data will be made available to the public on College Navigator. Data for prior years may be corrected. If your institution participates in any Title IV programs (Pell, Stafford, etc.), you must complete all information for the current year. **Estimates of expenses for books and supplies, room and board, and other expenses are those from the Cost of Attendance report used by the financial aid office in determining financial need. Please talk to your financial aid office to get these numbers, to ensure that you are reporting correct numbers.***

Charges for full academic year	2016-17	2017-18	2018-19	2019-20		
Published <u>tuition</u> and <u>required fees</u> :					Tuition Guarantee (for 2019-20 only)	Guaranteed increase %
<u>In-district</u>						
Tuition	9,324	9,530	9,720	9,953	<input type="checkbox"/>	
Required fees	599	599	599	599	<input type="checkbox"/>	
Tuition + fees total	9,883	10,129	10,319	10,552		
<u>In-state</u>						
Tuition	9,324	9,530	9,720	9,953	<input type="checkbox"/>	
Required fees	599	599	599	599	<input type="checkbox"/>	
Tuition + fees total	9,883	10,129	10,319	10,552		
<u>Out-of-state</u>						
Tuition	23,956	23,956	23,956	24,531	<input type="checkbox"/>	
Required fees	599	599	599	599	<input type="checkbox"/>	
Tuition + fees total	24,515	24,555	24,555	25,130		
<u>Books and supplies</u>	960	960	960	960		
Off-campus (not with family):						
Room and board	11,356	11,356	11,398	11,648		
Other expenses	3,542	3,542	3,542	3,542		
Room and board and other expenses	14,898	14,898	14,940	15,190		
Off-campus (with family):						
Other expenses	3,542	3,542	3,542	3,542		

 You may use the space below to provide context for the data you've reported above. These context notes will be posted on the College Navigator website, and should be written to be understood by students and parents.

Part F - Branch Campus Pricing Questions

1. Does this branch offer institutionally-controlled housing (either on or off campus) or meal plans to your students?

If you answer Yes to this question, you will be expected to report room and board charges on the pricing page.

No

Yes

2. Are all full-time, first-time degree/certificate-seeking students required to live on campus or in institutionally-controlled housing?

If you answer Yes to this question, you will not be asked to report off-campus room and board in the price of attendance.

No

Yes

3. If the institution charges an application fee, indicate the amount.


	Amount	Prior year
Application fee	50	50

Part F - Branch Campus Price of Attendance

4. Cost of attendance for full-time, first-time undergraduate students:

Please enter the amounts requested below. These data will be made available to the public on College Navigator. Data for prior years may be corrected. If your institution participates in any Title IV programs (Pell, Stafford, etc.), you must complete all information for the current year. **Estimates of expenses for books and supplies, room and board, and other expenses are those from the Cost of Attendance report used by the financial aid office in determining financial need. Please talk to your financial aid office to get these numbers, to ensure that you are reporting correct numbers.**

Charges for full academic year	2016-17	2017-18	2018-19	2019-20		
Published tuition and required fees:					Tuition Guarantee (for 2019-20 only)	Guaranteed increase %
<u>In-district</u>						
Tuition	9,324	9,530	9,720	9,953	<input type="checkbox"/>	
Required fees	812	812	812	812	<input type="checkbox"/>	
Tuition + fees total	10,136	10,342	10,532	10,765		
<u>In-state</u>						
Tuition	9,324	9,530	9,720	9,953	<input type="checkbox"/>	
Required fees	812	812	812	812	<input type="checkbox"/>	
Tuition + fees total	10,136	10,342	10,532	10,765		
<u>Out-of-state</u>						
Tuition	23,956	23,956	23,956	24,531	<input type="checkbox"/>	
Required fees	812	812	812	812	<input type="checkbox"/>	
Tuition + fees total	24,768	24,768	24,768	25,343		
<u>Books and supplies</u>	960	960	960	960		
Off-campus (not with family):						
Room and board	11,356	11,356	11,398	11,648		
Other expenses	3,542	3,542	3,542	3,542		
Room and board and other expenses	14,898	14,898	14,940	15,190		
Off-campus (with family):						
Other expenses	3,542	3,542	3,542	3,542		

 You may use the space below to provide context for the data you've reported above. These context notes will be posted on the College Navigator website, and should be written to be understood by students and parents.

Prepared by

The name of the preparer is being collected so that we can follow up with the appropriate person in the event that there are questions concerning the data. The Keyholder will be copied on all email correspondence to other preparers.

The time it took to prepare this component is being collected so that we can continue to improve our estimate of the reporting burden associated with IPEDS. Please include in your estimate the time it took for you to review instructions, query and search data sources, complete and review the component, and submit the data through the Data Collection System.

Thank you for your assistance.

This survey component was prepared by:

- | | | |
|---------------------------------------|--|--|
| <input type="radio"/> Keyholder | <input type="radio"/> SFA Contact | <input type="radio"/> HR Contact |
| <input type="radio"/> Finance Contact | <input type="radio"/> Academic Library Contact | <input checked="" type="radio"/> Other |

Name: Steven Selk

Email: steve.selk@wsu.edu

How many staff from your institution only were involved in the data collection and reporting process of this survey component?

2.00 Number of Staff (including yourself)

How many hours did you and others from your institution only spend on each of the steps below when responding to this survey component?

Exclude the hours spent collecting data for state and other reporting purposes.

Staff member	Collecting Data Needed	Revising Data to Match IPEDS Requirements	Entering Data	Revising and Locking Data
Your office	1.00 hours	hours	1.00 hours	hours
Other offices	hours	hours	hours	hours

Summary**Institutional Characteristics Component Summary
Academic Year Reporters**

IPEDS collects important information regarding your institution. All data reported in IPEDS survey components become available in the IPEDS Data Center and appear as aggregated data in various Department of Education reports. Additionally, some of the reported data appears specifically for your institution through the College Navigator website and is included in your institution's Data Feedback Report (DFR). The purpose of this summary is to provide you an opportunity to view some of the data that, when accepted through the IPEDS quality control process, will appear on the College Navigator website and/or your DFR. College Navigator is updated approximately three months after the data collection period closes and Data Feedback Reports will be available through the [Data Center](#) and sent to your institution's CEO in November 2019.

Please review your data for accuracy. If you have questions about the data displayed below after reviewing the data reported on the survey screens, please contact the IPEDS Help Desk at: 1-877-225-2568 or ipedshelp@rti.org.

GENERAL INFORMATION

Mission Statement	https://strategicplan.wsu.edu/
Are all the programs at your institution offered exclusively via distance education programs?	No
Special Learning Opportunities	ROTC (Army Navy Air Force) Study abroad Teacher certification (below the postsecondary level)
Student Services	Remedial services Academic/career counseling services Employment services for current students Placement services for program completers On-campus day care for children of students
Credit Accepted	Dual credit (college credit earned while in high school) Credit for life experiences Advanced placement (AP) credits
Undergraduate students enrolled who are formally registered with office of disability services	5%

PRICING INFORMATION

Estimated expenses for academic year for full-time, first-time students	2016-17	2017-18	2018-19	2019-20
In-district tuition and fees	\$11,041	\$11,391	\$11,584	\$11,841
In-state tuition and fees	\$11,041	\$11,391	\$11,584	\$11,841
Out-of-state tuition and fees	\$25,673	\$25,817	\$25,820	\$26,419
Books and supplies	\$960	\$960	\$960	\$960
On-campus room and board	\$11,356	\$11,356	\$11,398	\$11,648
On-campus other expenses	\$3,542	\$3,542	\$3,542	\$3,542
Off-campus room and board	\$11,356	\$11,356	\$11,398	\$11,648
Off-campus other expenses	\$3,542	\$3,542	\$3,542	\$3,542
Off-campus with family other expenses	\$3,542	\$3,542	\$3,542	\$3,542
Average undergraduate student tuition and fees for academic year 2019-20	Tuition		Fees	
In-district	\$9,953		\$1,888	
In-state	\$9,953		\$1,888	
Out-of-state	\$24,531		\$1,888	
Average graduate student tuition and fees for academic year 2019-20	Tuition		Fees	
In-district	\$11,493		\$1,602	
In-state	\$11,493		\$1,602	
Out-of-state	\$25,248		\$1,602	
Alternative tuition plans	Prepaid tuition plan			

Institutional Characteristics

Washington State University (236939)

Source	Description	Severity	Resolved	Options
Screen: Doctor's-Professional Practice Tuition				
Screen Entry	You must report both in-state and out-of-state tuition or leave both fields blank. Please correct your data or contact the IPEDS Help Desk for assistance. (Error #11147)	Fatal	Yes	
Reason:	Overridden by administrator. This program is only available for in-state students. SSR			
Screen Entry	You must report both in-state and out-of-state required fees or leave both fields blank. Please correct your data or contact the IPEDS Help Desk for assistance. (Error #11153)	Fatal	Yes	
Reason:	Overridden by administrator. This program is only available for in-state students. JI			