

Washington State University Transportation Services At a Glance



The following is information regarding finances, facilities, enforcement and staffing.

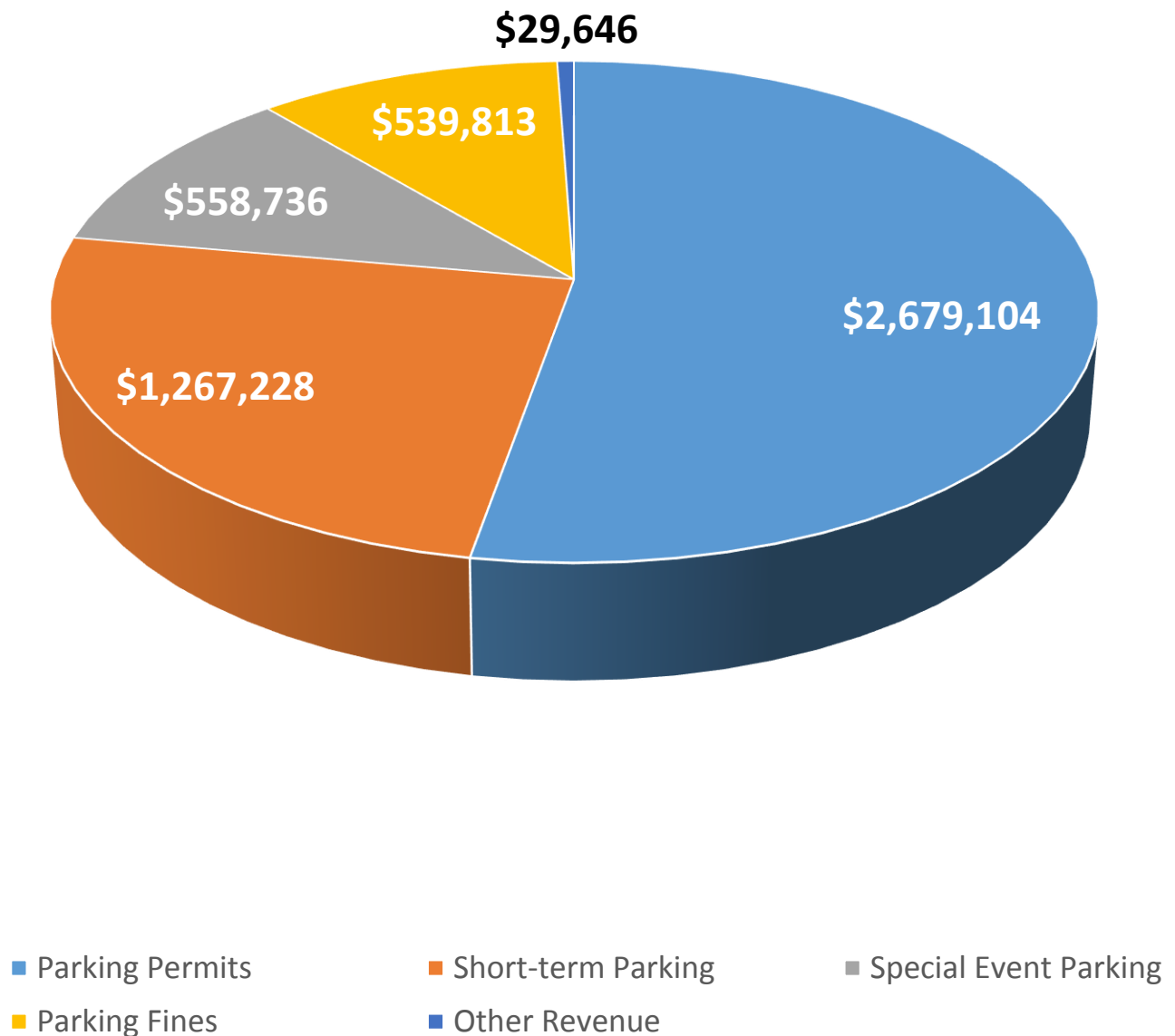
If you have any questions or would like additional details, please contact us at transportation@wsu.edu.

Budget

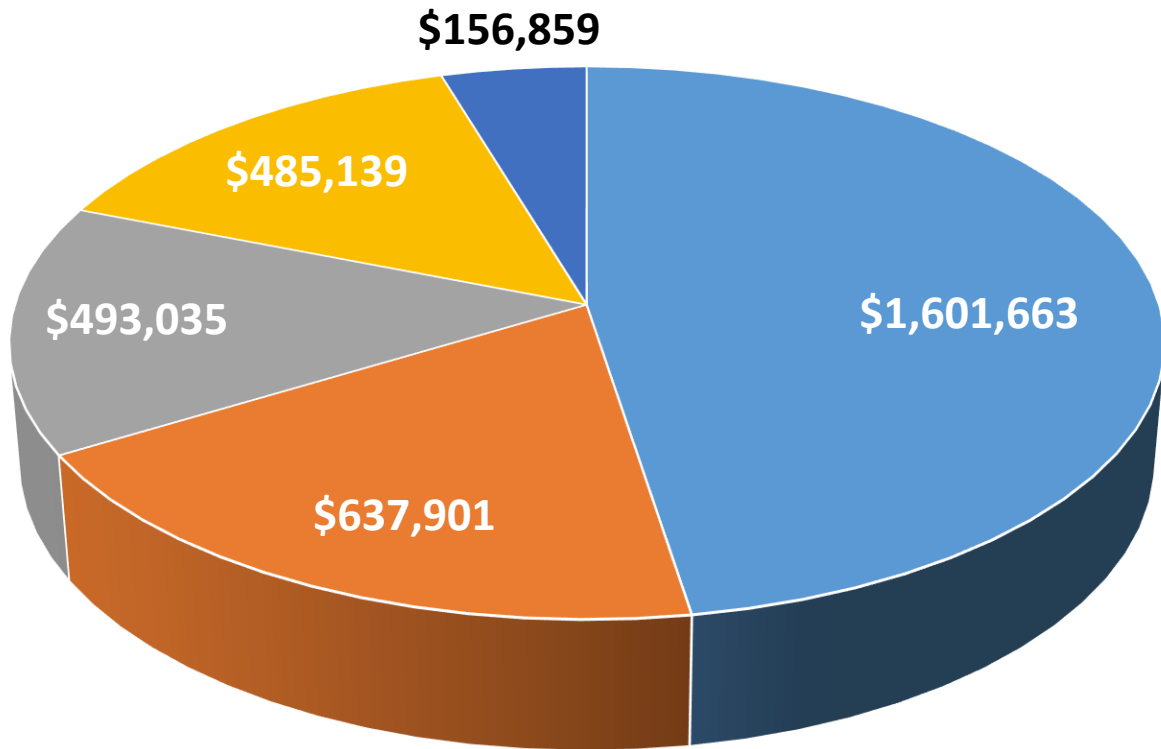
“Why do I have to pay for parking?”

WSU Transportation Services is a self-supported auxiliary and does not receive federal, state, grant or tuition funding. Revenue for capital projects, maintenance, and operations comes solely from parking fees and fines.

Financial - FY 2018 Revenue



Financial - FY 2018 Operating & Maintenance Expenses



■ Wages, Salaries & Benefits

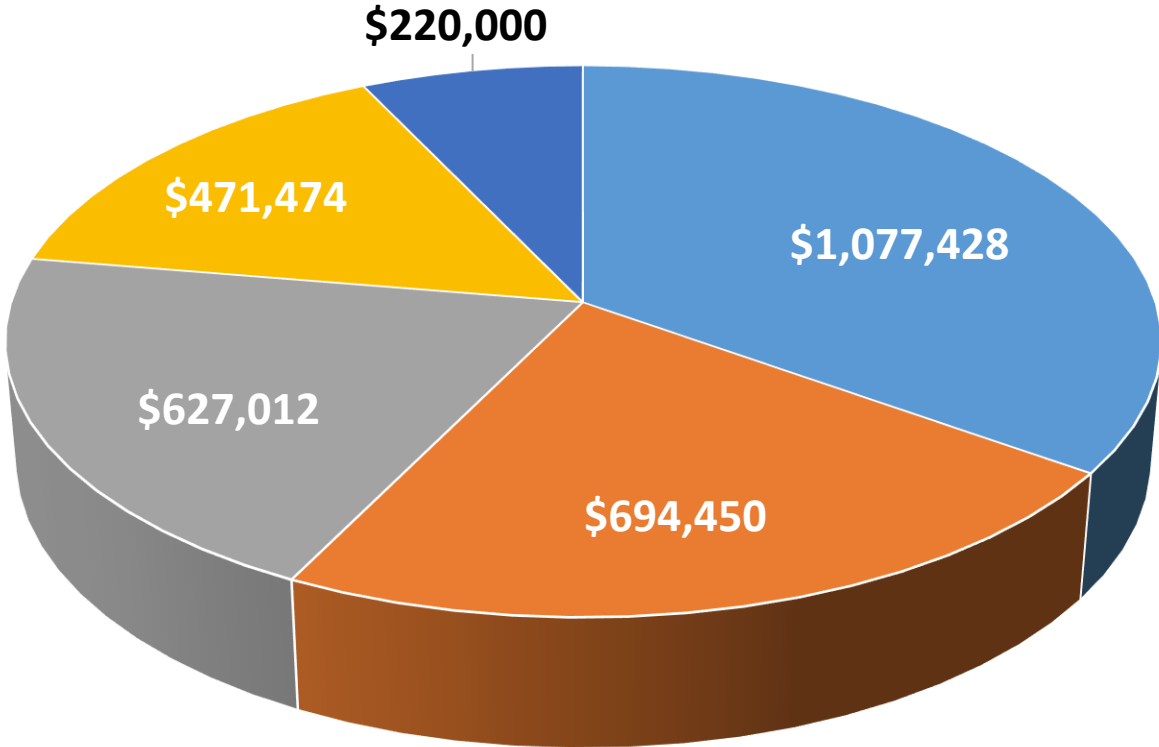
■ Goods and Services

■ Alternative Transportation

■ General Maintenance

■ Snow Removal & Cleanup

Financial - FY 2018 Other Expenses



- Capital Projects
- Debt Service
- Depreciation Expense
- Administrative Service Charge
- Transfers

Transportation Unit Costs

Construction cost per garage space	\$27K/\$76K
Construction cost per paved space	\$12K
Construction cost per gravel space	\$8K
Cost per operating hour of transit	\$110
Annual cost per space for garage structural maintenance	\$150
Annual cost per space for paved surface maintenance	\$25

Facilities

The following table contains information regarding parking facility space counts.

Parking Space Type	Number of Spaces
Surface Parking (permit)	6129
Meter/Garage Hourly	424
Garage Parking (permit)	462
Disability	301
Motorcycle	92
Electric Vehicle Stations	6
Other *	778
Total	8192

** Includes Park and Ride, Reserved, Loading, Service and Miscellaneous Spaces*

Staffing

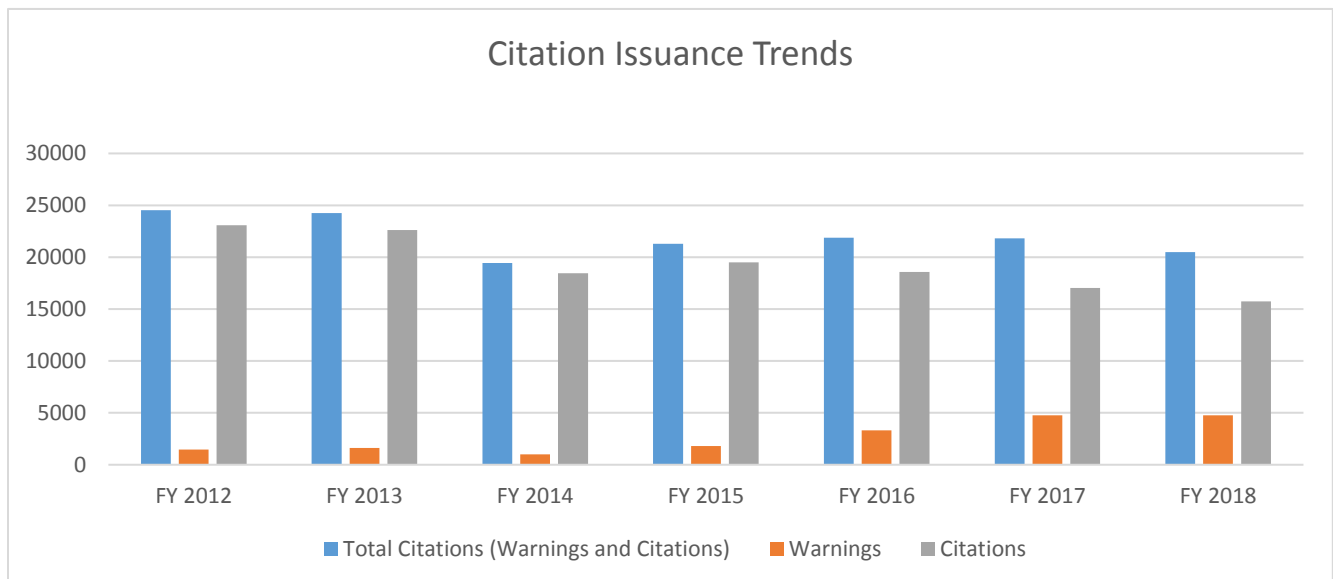
Transportation Services currently employs 18 full-time and as many as 65 part-time student employees. Student employees are hired for various positions including, front office clericals, cashiers, field operations and event staff.

WSU Transportation Services is a Lean management practitioner, whose “True North” is to “Optimize Value of the Transportation System Assets and Resources”

Enforcement

WSU Transportation Services uses parking enforcement as a management tool to ensure our customers have a reliable parking space when they come to campus. Only 10.69% of revenue comes from parking fines. The WSU parking and transportation system largely supports itself through proactive fees such as permits, hourly garage and meter rates rather than reactive parking fines.

Year	Total Citations (Warnings and Citations)	Warnings	Citations
FY 2012	24,532	1,459	23,073
FY 2013	24,238	1,618	22,620
FY 2014	19,457	991	18,466
FY 2015	21,303	1,790	19,513
FY 2016	21,880	3,300	18,580
FY 2017	21,807	4,766	17,041
FY 2018	20,481	4,755	15,726



**University Parking and Transportation Task Force
FY 2018**

Name	Representing
Hongda Ren	Graduate and Professional Student Association
Craig Cole	Administrative and Professional Advisory Council
Ken Casavant	Faculty
Vacant	Parking Appeals Committee Chair
Alec Solemslie	Residence Hall Association
Bill Gardner	Assoc. VP Finance and Administration
Savannah Rogers	Associated Students, WSU
Ali Hajbabaie	Faculty
Bailey Fillinger	Commuter Students
Lana Redman	Finance and Administration
Cyndi Arbour	Facilities Services Capital
John Shaheen	Transportation Services
Eric Slocum	Facilities Services -- Operations
Dean Luethi	Faculty Senate
Eric Needham	Washington Federation of State Employees