

STILL LIFE EXHIBITS

ANITA MASTIN – BUILDING ASSISTANT MANAGER

GENERAL INFORMATION FOR STILL LIFE EXHIBITS – CLASSES 40-330

1. Special Award rosettes will be awarded in the still life departments at the discretion of the judges.
2. Be sure to read information regarding 3x5 cards included in each exhibit class requirements. While 3x5 cards are not judges as part of the exhibit, the information they give assists the judge determine appropriate evaluation.
3. Displays entered in Classes 40-330 may not be removed for other uses (except for fashion revue). Exhibits entered in Classes 40-330 will not be removed from the fair exhibit building until Monday following the last day of the fair. The exception is Class 70 items which may be displayed in the animal barns.
4. Unless otherwise stated, one entry per class per exhibitor is permitted.
5. Team and group exhibits are encouraged. See entry instructions.

CREATIVE KIDS PROJECTS

GENERAL GUIDELINES FOR ALL CREATIVE KIDS PROJECTS

1. All participants must be properly enrolled 4-H members in the State of Washington.
2. Creative Kids Projects are open to all 4-H members, regardless of 4-H project enrollment.
3. Age category is determined by the age on October 1 at the beginning of the current 4-H year.
4. There is no pre-qualification at the county level for Creative Kids Projects.
5. One entry is allowed per 4-H member in each class.
6. Regular State 4-H Fair Still Life Entry Forms and Tags should be completed for all entries.
7. All Creative Kids Projects are due to the State 4-H Fair no later than 5 p.m. on Tuesday, Sept 3.
8. Ribbons will be placed on the entries no later than Sept 4. Entries will be on display throughout the remainder of the fair.
9. Entries will be release on Monday, September 23 (1-5 pm) and on Tuesday, September 24 (9am-5pm).
10. All remaining general rules for the WA State 4-H Fair apply to all Creative Kids Projects.
11. Special activity ribbons will be awarded to all participants. There will be no premium money for Creative Kids Projects.
12. Cash awards and rosettes will be awarded in each age group of each class as follows: First Place - \$25; Second Place - \$15; Third Place - \$10. Cash awards will be mailed with fair premium checks following the fair.

CREATIVE ART PROJECT “NATURE CRAFT”

1. You must use natural items found in nature (any color or any pattern) to make your creation.
2. The creation should be usable and/or decorative. A 3” x 5” card must accompany the entry describing how the items was made and its use.
3. Maximum size of the entry is 18”x18”x18”.
4. Items may be made from a pattern or may be an original design.
5. While other decorative items may be used in the creation, it must be primarily made from natural items.

Class 41: Creative Arts – Nature Craft

Lot 1 – Juniors, ages 8-10

Lot 2 – Intermediates, ages 11-13

Lot 3 – Seniors, ages 14-18

Some things judges consider in nature craft projects:

Creativeness * Design * Workmanship * Craftsmanship

**CREATIVE ENVIRONMENTAL PROJECT
"RECYCLED NEWSPAPER"**

1. You must use newspaper as the primary basis for your creation.
2. The creation should be either usable or decorative. A 3" x 5" card must accompany the entry describing how the items was made and its use.
3. Maximum size of the entry is 18"x18"x18".
4. Items may be made from a pattern or may be an original design.
5. All items are to be constructed by the member.

Class 42: Creative Kids – Recycled Newspaper

Lot 1 – Juniors, ages 8-10

Lot 2 – Intermediates, ages 11-13

Lot 3 – Seniors, ages 14-18

Some things judges consider for Recycled Newspaper projects:

Creativeness * Design * Workmanship * Craftsmanship

**CREATIVE CULINARY PROJECT
"CHOCOLATE"**

1. All entries are to be made from "scratch".
2. Items that require refrigeration will not be allowed. All entries must be baked.
3. Entries contain chocolate in some form.
4. Items containing raw eggs will not be allowed.
5. All entries must include the recipe used in preparing the item.
6. An entry will consist of 4 cookies, muffins, or other individual item. If a loaf or pan is used for baking, send ¼ of the item (bread, cake, etc). Bring your entry on a sturdy disposable plate and sealed in a plastic bag.
7. Alcoholic items may not be used in the preparation of entry.

Class 43: Creative Kids Chocolate

Lot 1 – Juniors, ages 8-10

Lot 2 – Intermediates, ages 11-13

Lot 3 – Seniors, ages 14-18

Some things judges consider in baking with chocolate:

Appearance * Texture * Flavor and Aroma

**CREATIVE POETRY PROJECT
"SUMMER FUN"**

1. Entries must be original work completed within the past year.
2. Each entry is limited to one 8 ½" x 11" page.
3. Printing must be 12 point or larger (easily read font) or hand printed.
4. Illustrations are permitted, but must be contained within the one page.
5. Entries may be metered, free verse, haiku, or any other style of poetry.

Class 44: Creative Kids – Poetry

Lot 1 – Juniors, ages 8-10

Lot 2 – Intermediates, ages 11-13

Lot 3 – Seniors, ages 14-18

Some things judges consider in writing poetry:

Ideas and content * Organization * Word Choices * Fluency * Grammar, punctuation, spelling, etc. * Neatness

CREATIVE PHOTO PROJECT “SUMMER FUN”

1. Photos must be either 5”x7” or 8”x10”.
2. All photos must be firmly mounted on matte board. Minimum matte margin is 1” on all sides. Maximum matte margin is 2” on all sides.
3. All entries must be printed on photographic paper.
4. Photos MUST be representative of “summer fun”.
5. Photo Label (C0890) should be completed and attached to the entry.
6. Framed entries and non-mounted entries will not be accepted.
7. Photos must have been taken by the 4-H member.
8. All photos must be captioned.

Class 45 – Creative Kids Photos – Summer Fun

Lot 1 – Juniors, ages 8-10

Lot 2 – Intermediates, ages 11-13

Lot 3 – Seniors, ages 14-18

Some things judges consider in photos:

Quality of photo * Interest * Story Telling Ability * Presentation * Mounting

CREATIVE GARDENING PROJECT “GARDEN THEMED GIFT BASKET”

1. Select a small basket (12”x12” maximum) and fill it with tools, seeds, and supplies for your garden.
2. All items in the basket must be usable. It is preferable that at least one item in the basket be handmade.
3. Total cost of all items in the basket shall not exceed \$10.
4. A 3” x 5” card must accompany the entry describing how the items was made and its use.

Class 46: Creative Kids – Garden Gift Basket

Lot 1 – Juniors, ages 8-10

Lot 2 – Intermediates, ages 11-13

Lot 3 – Seniors, ages 14-18

Some things judges consider in gift baskets:

Usability * Theme * Creativity * Presentation

CLASS 48 – 4-H CLUB/GROUP DISPLAYS

Premium Points: Blue 50, Red 35, White 22

Lot 1 – 4-H Club/Group Community Service Display

Lot 2 – 4-H Club/Group Promotional Display

1. Entries in this class will be accepted only from 4-H clubs or county/state programs.
2. Entries will be entered under the name of the 4-H club or county/state 4-H program. A contact person and complete mailing address must be provided with the entry form.
3. There is no-pre-qualification for entries in this class..
4. The projects portrayed in the display must be from the current 4-H year.
5. This display shall consist of one 3-panel display board. The display board shall be no more than 36 inches tall. The center panel shall be no larger than 24 inches wide and the two side panels shall be no larger than 12 inches wide.
6. The intent of the community service display is to inform the public of 4-H service learning projects over the past year. The intent of the promotional display is to inform the public of the wide variety of 4-H programs across the state of Washington.
7. The display may include photos, drawings, diagrams, statistics, etc. that represent the work of the club/group.

8. Displays must be constructed by 4-H members. Adults may offer guidance and advice only.
9. Only one entry is allowed per 4-H club/group in each lot.
10. The community service displays will be evaluated on the following criteria: Project Completion (50%) – Need for Projects Selected – 15%; Project Plans – 10%; Cooperation From Other Groups – 10%; Project Evaluation – 15%; and Display Construction (50%) – Design (color, lettering, illustration, layout) – 20%; Originality and Creativity – 10%; and Educational Value – 20%.
11. The promotional displays will be evaluated on the following criteria: Design (color, lettering, illustration, layout) – 40%; Originality and Creativity – 20%; and Educational Value – 40%.
12. Additional cash awards may be available.

CLASS 50 – HANDMADE 4-H PROJECT EQUIPMENT

Premium Points: Blue 10, Red 8, White 6.

Additional points may be awarded at the discretion of the judges/superintendents.

Lot 1 – Hand Sewn item to be used in conjunction with another 4-H project,

Lot 2 – Handmade Wooden Item to be used in conjunction with another 4-H project

Lot 3 – Handmade Metal Item to be used in conjunction with another 4-H project

Lot 4 – Handmade Craft Item to be used in conjunction with another 4-H project

1. This class is designed to allow the 4-H member to enter their handmade items that are suitable to be used for other 4-H projects. Suggested items for this class: animal blankets, feed pans, tack boxes, lead ropes, tail bags, show sticks, etc. All items in this class are due with the regular still-life exhibits on the designated days. Judging will be based on workmanship, intended use, and appearance.
2. Each exhibitor is allowed only entry in each of the lots in this class.
3. All items entered must include a 3"x5" card telling about the exhibit; what the item is, it's use, the project you will use it with, what you did, what was learned in making the exhibit, and how you will maintain the cleanliness of the item.

EDUCATIONAL DISPLAYS


1. One entry per exhibitor allowed in Class 70. Entry must have received a blue ribbon at the county level as an educational display, not as part of a public presentation, county herdsman'ship decor, etc.
2. Class 70 exhibits will be displayed as space allows, in appropriate area or barn.
3. Still life educational displays are due in Puyallup by Labor Day and the following Tuesday. Animal educational display exhibits may either be delivered with still life educational displays, or may be delivered when the animals are entered. If exhibits are delivered with still life exhibits, they will be available in the 4-H Exhibit Building and ready to exhibit on animal entry day. If exhibits are brought in with the animals, they will be judged and returned to exhibitor for display in the animal barn when judging is completed. Educational exhibits will be hung for display. All animal educational display exhibits must be removed when animals are released.
4. Displays may show any topic of an educational or 4-H promotional nature. The size may range from small poster to booth. The display may include sound, motion, etc. Poster must be readable from a distance of 10 feet.
5. No copyrighted illustrations or cartoons may be used in educational displays or posters.
6. Please request approval to enter large displays (lot 6). Send a picture and description, including size, to: State 4-H Fair Manager, WSU Puyallup, 2606 W. Pioneer, Puyallup WA 98371.
7. All educational displays must have an identifying county mark (sticker or stamp) on the back that indicates the exhibit is the current year's work, and has received a blue placing at the county qualifying event. Without this notation, the exhibit will not be judged and no premiums will be awarded. Exhibitor's name and county should be written on the back of all posters. Mark all items in the display with your county number. Any educational displays remaining after other exhibits have been returned will be discarded. No posters will be mailed unless postal costs and packaging materials have been provided. An attempt will be made to return ribbons and score sheets to county offices.

8. Educational posters will not be judged for a blue, red, or white placing. All posters will receive a special educational display ribbon and ten premium points.

CLASS 70 – EDUCATIONAL DISPLAYS

Premium Points: 10

- Lot 1 – Posters, 14” x 22” minimum
- Lot 2 – Charts or Graphs, 14” x 22” minimum
- Lot 3 – Mobile
- Lot 4 – Table Display to fit 30” x 30” table
- Lot 5 – Three Dimensional Clothing Project Display
- Lot 6 – Three or More Posters in One Display
- Lot 7 – Large Display (obtain Fair Manager Approval)



CLASS 75 - WA AGRICULTURAL PRODUCT EDUCATIONAL DISPLAYS

Premium Points: Blue 40, Red 30, White 22

- Lot 1 – Junior Member Ag Display
- Lot 2 – Intermediate Member Ag Display
- Lot 3 – Senior Member Ag Display
- Lot 4 – Club Ag Display (created by multiple members of the same 4-H club)

1. Entries in this class are open to junior, intermediate, and senior 4-H members. Each member may enter one display in this class.
2. Entries in lot 4 may be should be created by two or more members of a 4-H club and should be entered in the name of the club.
3. There is no pre-qualification of these entries. All entries will be displayed in the 4-H Exhibit Building. Follow still-life exhibit guidelines for entry dates and times.
4. The intent of the display is to promote and inform the public of the various WA agricultural products.
5. Each display shall focus on one WA agricultural product....beef, dairy products, lamb, pork, apples, asparagus, wheat, salmon, oysters, cranberries, etc.
6. The display shall consist of one 3-panel display board. The display board shall be no more than 36 inches tall. The center panel shall be no larger than 24 inched wide and the two side panels shall be no larger than 12 inches wide.
7. The display may include photos, drawings, diagrams, statistics, etc. that will fully represent the size and scope of the product in WA state.
8. The display should include the historical or cultural aspects of agricultural product, the nutritional aspect of the product, the economic impact of the product on our state, and at least one way in which the agricultural product may be used.
9. The display should follow the general rules for Educational Displays (Class 70) at the State 4-H Fair.
10. Scorecard C0679 will be used to judge the displays.
11. Additional cash awards may be available for outstanding displays.

FAMILY AND CONSUMER SCIENCES

ADVENTURES IN FAMILY LIVING

All exhibits in this project should be entered in the appropriate corresponding class/lot.

CLASS 81 – CONSUMER SCIENCES

Premium Points: Blue 10, Red 8, White 6

- Lot 1 – Any item or display made by the exhibitor in the consumer sciences project (maximum of two entries per exhibitor).

CLASS 82 – MONEY MANAGEMENT

Premium Points: Blue 10, Red 8, White 6

Lot 1 – Any item or display made by the exhibitor in the money management project (maximum of two entries per exhibitor).



TEXTILE ARTS

Superintendent - Floy Ziegler

1. Sleepwear, sized 9 months – youth size 14 may be all cotton or cotton blend garments if they are form fitting. Youth gowns and robes (loose) must be made from flame retardant fabric to be labeled as sleepwear. Garments which are made from fabrics that are not considered flame retardant must be labeled and entered as loungewear. Infant sleepwear sized under 9 months are exempt as are adult sized garments.
2. An exhibitor may enter a total of two entries in Class 84 and one entry in Class 85. A total of three entries per exhibitor are allowed in Classes 86-91. Judges will determine lots for classes 84, 86, 87, and 95 at time of judging; do not mark lots for these classes on the green entry form (C0944).
3. Non-sewn fleece blankets are to be entered in Class 141, Lot 3 – General Media Craft.
4. Two entries allowed, total, per exhibitor, in Classes 94-100.
5. All exhibits in Classes 83-91 must be accompanied by a 3'X5" card giving the following information: 1) Age of the exhibitor; 2) Number of years in project; 3) care instructions if a separate care label is not permanently attached to the exhibit
6. All exhibits in Classes 93-100 must be accompanied by the completed form C1065E – 4-H Quilt Entrant Questionnaire. If questionnaire is missing or incomplete, the exhibit may be dropped one ribbon placing.
7. Exhibits in Lot 1 of Classes 94-100 will be less than 2,500 square inches in size.
8. Exhibits in Lot 2 of Classes 94-100, will be more than 2,500 square inches in size.
9. To apply for special recognition of tailored wool garments, those garments should be made with 100% wool or a wool blend with 60% or more wool content. The garment must be an outfit, jacket, or coat constructed using tailoring techniques. Garments to be considered for this special recognition should be entered with a note on the green entry card "Consider for Tailored Wool Garment Award". A 2" square of the fashion fabric should be attached to the margin of the entry form, should the sponsor request verification of fiber content prior to awarding prizes.
10. In quilting classes (94-100), a quilted entry is defined as a textile article consisting of layers of fabric stitched together by hand or machine and machine or hand quilted with single tacking stitches or multiple stitching lines. Fabrics may be whole cloth or pieced. They may be embellished with fiber art techniques and/or found items. They may be embellished with fiber art techniques and/or found items (beads, charms, feathers, etc.)
11. Fashion revue garments may be entered in construction classes. Entries must be entered on still life entry day and marked on the entry tag as a fashion revue garment. Items will be displayed on stanchions on top of cases or on the stage. Following the fashion revue, items must be returned to the superintendent for display for the remainder of the fair. Failure to return garments after modeling will result in the forfeiture of ribbons, awards, and premiums. **GARMENTS THAT WILL BE JUDGED FOR BOTH CONSTRUCTION AND FASHION REVUE MUST BE ENTERED PRE-FAIR OR BY THE LATE FAIRS ENTRY DAY AS APPROPRIATE. CONSTRUCTION JUDGING WILL TAKE PLACE BEFORE BEING MODELLED FOR FASHION REVUE AND THE ITEM WILL BE DISPLAYED THROUGHOUT THE FAIR. NO CONSTRUCTION JUDGING WILL TAKE PLACE AFTER THE GARMENT HAS BEEN MODELLED.**

CLASS 84 – NON-CLOTHING SEWING ITEMS (items such as kites, pillows, personal accessories, etc.). Two entries allowed in this class per exhibitor,

Premium Points: Blue 6, Red 5, White 4

Lot 1 – Simple

Premium Points: Blue 10, Red 8, White 6

Lot 2 – Difficult

CLASS 85 – EMBELLISHED ITEMS – one item allowed in this class per exhibitor

Premium Points – Blue 10, Red 8, White 6

Lot 1 – Embellished Items – any purchased or fabric made item embellished by the member using a sewing technique, 3” x 5” card must include what technique(s) used.



CLASS 86 – COSTUMES

Premium Points: Blue 12, Red 9, White 7

Lot 1 – Simple

Premium Points: Blue 15, Red 11, White 8

Lot 2 – Difficult

CLASS 87 - SEPARATES

Premium Points: Blue 12, Red 9, White 7

Lot 1 – Single Separate (skirt, shorts, slacks, blouse, shirt, jumper, loungewear, etc.)

Premium Points: Blue 30, Red 23, White 17

Lot 2 – Coordinated separates (two or more garments constructed by exhibitor, such as skirt and blouse, pants, vest, and shirt; jumper and blouse.)

CLASS 88 – NIGHTWEAR

Premium Points: Blue 15, Red 11, White 8

Lot 1 – Any Nightwear Item

CLASS 89 – DAYTIME DRESSES

Premium Points: Blue 20, Red 15, White 11

Lot 1 – Any Daytime Dress



CLASS 90 – EVENING WEAR

Premium Points: Blue 30, Red 23, White 17

Lot 1 – Clothing for formal or semi-formal occasion

CLASS 91 – COAT OR SUIT

Premium Points: Blue 30, Red 23, White 17

Lot 1 – Suits of matching or coordinated fabrics

Lot 2 – Coats of matching or coordinated fabrics

CLASS 93 – PIECED, QUILTED WALL HANGING OR HOME DECOR

Premium Points: Blue 10, Red 8, White 6

Lot 1 – Quilted Wall hanging

Lot 2 – Quilted Home Décor Item

CLASS 94 – PIECED, QUILTED WEARABLE GARMENT

Premium Points: Blue 10, Red 8, White 6

Lot 1 – Simple

Premium Points: Blue 15, Red 11, White 8

Lot 2 – Difficult

CLASS 95 – HAND OR MACHINE PIECED QUILT; QUILTED BY SOMEONE ELSE

Premium Points: Blue 10, Red 8, White 6

Lot 1 – Small

Premium Points: Blue 12, Red 9, White 7

Lot 2 – Large

CLASS 96 - HAND OR MACHINE PIECED QUILT; TIED

Premium Points: Blue 10, Red 8, White 6

Lot 1 – Small

Premium Points: Blue 12, Red 9, White 7

Lot 2 – Large

CLASS 97 - WHOLE CLOTH QUILT; MACHINE OR HAND QUILTED

Premium Points: Blue 12, Red 9, White 7

Lot 1 – Small

Premium Points: Blue 16, Red 12, White 9

Lot 2 - Large

CLASS 98 - MACHINE PIECED AND/OR APPLIQUÉD QUILT; MACHINE QUILTED

Premium Points: Blue 16, Red 12, White 9
Lot 1 – Small

Premium Points: Blue 20, Red 15, White 11
Lot 2 - Large

CLASS 99 - MACHINE PIECED AND/OR APPLIQUÉD QUILT; HAND QUILTED

Premium Points: Blue 20, Red 15, White 11
Lot 1 – Small

Premium Points: Blue: 24, Red 18, White 13
Lot 2 – Large

CLASS 100 - HAND PIECED AND/OR APPLIQUÉD QUILT; HAND QUILTED

Premium Points: Blue 24, Red 18, White 13
Lot 1 – Small

Premium Points: Blue 30, Red 23, White 17
Lot 2 – Large

KNITTING AND CROCHETING

1. Exhibitors are limited to one entry per class, with a maximum of three total entries per exhibitor in Classes 101-108.
2. Each exhibit must have a 3"x5" card attached to the item stating: 1)name of exhibitor; 2)age of exhibitor; 3)title of project i.e. "Basic Knitting"; 4)number of years in project; 5)fiber content of thread or yarn; 6)care label; 7)Classes 101-103 indicate hand or machine knit.
3. Items made on looms should be entered in Expressive Arts, Class 141 Lot 3, rather than in Knitted Items (Classes 101-104).

CLASS 101 - KNITTED ACCESSORIES, DECORATIVE ITEMS

Premium Points: Blue 6, Red 5, White 4
Lot 1 – Junior
Lot 2 – Intermediate

Lot 3 - Senior

CLASS 102 - KNITTED CLOTHING (EXCLUDING SLIPPERS, HATS)

Premium Points: Blue 16, Red 12, White 9
Lot 1 – Junior
Lot 2 – Intermediate

Lot 3 - Senior

CLASS 103 - KNITTED AFGHANS – MINIMUM SIZE IS 1200 SQUARE INCHES AND MAXIMUM SIZE IS 2500 SQUARE INCHES

Premium Points: Blue 16, Red 12, White 9
Lot 1 – Junior
Lot 2 – Intermediate

Lot 3 – Senior

CLASS 104 – KNITTED AFGHANS – MINIMUM SIZE IS 2500 SQUARE INCHES

Premium Points: Blue 20, Red 15, White 11
Lot 1 – Junior
Lot 2 – Intermediate

Lot 3 – Senior

CLASS 105 - CROCHETED ACCESSORIES, DECORATIVE ITEMS

Premium Points: Blue 6, Red 5, White 4
Lot 1 – Junior
Lot 2 – Intermediate

Lot 3 - Senior

CLASS 106 - CROCHETED CLOTHING (EXCLUDING SLIPPERS, HATS)

Premium Points: Blue 16, Red 12, White 9
Lot 1 – Junior
Lot 2 – Intermediate

Lot 3 - Senior

CLASS 107 - CROCHETED AFGHANS – MINIMUM SIZE 1200 SQUARE INCHES AND MAXIMUM SIZE IS 2500 SQUARE INCHES

Premium Points: Blue 16, Red 12, White 9

Lot 1 – Junior

Lot 2 – Intermediate

Lot 3 – Senior

CLASS 108 – CROCHETED AFGHANS – MINIMUM SIZE 2500 SQUARE INCHES

Premium Points: Blue 20, Red 15, White 11

Lot 1 – Junior

Lot 2 – Intermediate

Lot 3 - Senior

FOODS AND NUTRITION
Superintendent – Eileen Moebius

1. All entries must demonstrate knowledge gained from projects in which the 4-H member is currently enrolled.
2. Alcoholic products are not to be used in any food product exhibit.
3. Enter decorated cakes in Class 141.
4. Please refer to Class 43 – Creative Culinary Project – “Cookies”.



CLASS 120 - FOOD PRODUCT - COOKED

Premium Points: Blue 6, Red 5, White 4

Lot 1 – Quick Breads and Muffins

Lot 2 – Yeast Breads and Rolls

Lot 3 – Desserts (Cookies, cakes, fruit desserts, pies)

Lot 4 – Nutritious Snacks

Lot 5 – Any baked item featuring a northwest agricultural product for flavor.

Lot 6 – Baked Item – Special Diet – enter appropriate number/amount (may be gluten free, diabetic, vegan, etc); include nutritional information on a 3"x5" card.

- a. To be eligible to enter Class 120, exhibitor must have exhibited blue placing items at their local fair or designated show in the lots they are entering.
- b. Exhibitor may enter a maximum of six different products in Class 120, if they received a blue placing on that number of exhibits at the designated show. No two entries may be the same product, but up to three different foods may be entered in the same lot.
- c. Include 1/4 of a cake, 1/4 of a loaf of bread, or 1/4 of a pie per entry. Include four cookies, rolls, or buns per entry. Do not enter cream filled or chiffon pies, cream based or uncooked products. Exception: cream cheese frostings and glazes that are high in sugar content will be accepted for entry.
- d. Entries may be made from a prepared mix or separate ingredients.
- e. Recipes are to be included for all exhibits in this class. Include exhibitor name on all recipe cards.
- f. Entries in Class 120 may be delivered on any day of the fair from 9-11am. **DO NOT MAIL CLASS 120 ENTRIES.**



Red Star Yeast will award merchandise awards to outstanding baked foods exhibits where warranted.

CLASS 125 – FOODS RELATED EXHIBITS

Premium Points: Blue 10, Red 8, White 6

Lot 1 – Modified Recipe – start with an existing recipe and modify it for a special diet or to make it healthier; submit a copy of the original recipe and the modified recipe; list the changes to make the item healthier (lower calories, fat content, etc.)

- Lot 2 - Menu Plan – list a menu for three days on an 8 ½” x 11” paper; include a personal recipe Book with at least 10 recipes that you will use during those three days; recipes to include ingredient list and preparation instructions
- Lot 3 - Food Gift Basket – a basket containing at least three different home prepared items; may be baked, dried, canned, food mixes, etc.; include a 3” x 5” note card describing the occasion and/or purpose of the basket
- Lot 4 - Preserved Food Quick Meal – Include a menu for a meal, accompanied by 3-5 jars of home canned/dried food and/or home dried foods to be used in the meal; include a 3” x 5” card with nutritional information, and food preparation methods appropriate to the preserved items

CLASS 130 - FOOD PRODUCT – PRESERVED

Premium Points: Blue 6, Red 5, White 4

- Lot 1 – Dried foods
 Lot 2 – Canned Fruit
 Lot 3 – Pickles, relishes
 Lot 4 – Jams, jellies, conserves, marmalades
 Lot 5 – Canned vegetables
 Lot 6 – Canned meats, fish and poultry

- a. Exhibitors may enter a maximum of six exhibits in Class 121 if they received a blue placing on that number of exhibits at the designated show. No two entries may be the same product, but up to six different foods may be entered in the same lot.
- b. Class 121 exhibits should be entered with other still life entries (see Entry Due Schedule).
- c. Processing methods and times must follow current Washington State University and USDA recommendations. All water bath canning must follow current USDA or Ball Blue Book recommendations. All pressure canning must follow current USDA recommendations. Recipes and processing times listed by the National Center for Home Food Preservation are approved by USDA. Youth may find this information at their website <https://nchfp.uga.edu/>. Due to the potential presence of e-coli and salmonella bacteria on raw meat, Extension-approved instructions on making jerky must be followed. Instructions can be found in the publication PNW 632 Making Jerky at Home Safety (<https://pubs.wsu.edu>) Dried meats prepared using this publication will be accepted..
- d. Source of recipe must be written on the entry form for all entries in Lot 4 (jams, jellies, conserves, marmalades).
- e. Recipes must be provided with all dried meats and all canned pickles, relishes, chutneys, salsa, and sauces (except applesauce). Include exhibitor name on all recipe cards.
- f. Deliver dried foods in plastic food storage bags. Bags may be either self-sealing (zip lock) or be closed with a twist tie. After judging, the superintendent will transfer dried food products to display containers. Please provide 1/4 cup of dried food product for exhibit and judging. Prepare a label, C0804, which is available at the County Extension Office or from WSU publications (<https://pubs.wsu.edu>) and attach to the bag used to deliver the food products. Only the score sheet and ribbon will be returned at the end of Fair.
- g. All canned products must be exhibited in standard canning jars, sealed with flat metal lids, and screw bands rings. Rings should be included with the exhibit, but must be able to be removed by the judge. The minimum jar size on all canned products shall be 8-ounces (one-half pint).
- h. All canned exhibits must be labeled with C0803 (available from your Extension office or from WSU Publications). Indicate “hot” or “raw” pack on canned food exhibit labels.
- i. Products canned at elevations about 1000 feet will need additional processing time as described in food preservation publications. Fair judges will accept longer processing times if the words “adjusted for high altitude” appear in parenthesis after the time processed.
- j. The exhibitor should indicate if lemon juice or citric acid has been added to any canned tomato product.

EXPRESSIVE ARTS

FINE & APPLIED ARTS

Superintendent –

1. Two entries, total, allowed per exhibitor in Class 140. A maximum of five entries allowed per exhibitor in Class 141, with no more than two entries in any one lot.
2. Exhibitors must be enrolled in 4-H Arts.
3. Each entry must be accompanied by a 3" x 5" card to explain what it is, where it is to be used, and why it was made. Include technique, i.e., batik, copper tooling, etc.
4. Each fine arts item in Class 140, and any other exhibit intended to be displayed by hanging, must have a hanging device securely attached. If a hanging device is missing or inadequate, the exhibit may be dropped one ribbon placing and the item may not be displayed.
5. All exhibits entered in Class 141 Lot 4 must be non-machine sewn artwork.
6. Decorated clothing will be entered in Class 141, either Lot 3 or Lot 4, as appropriate to method.
7. Decorated cakes should be entered in Class 141 Lot 6. Wilton Enterprises may offer merchandise awards to outstanding exhibits demonstrating some type of bag and tip decorating.
8. Please refer to Class 41 – Creative Art Project – “Nature Craft”, Class 42 – Creative Recycling Project – “Recycled Newspaper”, and Class 44 – Creative Poetry Project – “Summer Fun”.

CLASS 140 - FINE ARTS

Premium Points: Blue 12, Red 9, White 7

Lot 1 – Drawing (charcoal, pen & ink, pencil, other)

Lot 2 – Painting (watercolor, tempura, oil, acrylic, encaustic, other)

CLASS 141 - APPLIED ARTS

Premium Points: Blue 6, Red 5, White 4

Lot 1 – Item made from kits

Premium Points: Blue 12, Red 9, White 7

Lot 2 – Printmaking (relief, intaglio, lithograph, screen, other)

Lot 3 – General Media Craft (clay, glass, metal, wood, leather, fiber, other)

Lot 4 – Needle arts (stitching, weaving, latch hook)

Lot 5 – Paper Crafts (scrap booking, cards, stamping, etc)

Lot 6 – Decorated Food Arts (decorated cakes, cupcakes, cookies, edible food mixes, etc)

Lot 7 - Jewelry (all jewelry, regardless of craft method)

Lot 8 – Poetry (written by the exhibitor; must be either matted or framed; may include illustration)

Lot 9 – Performing Arts Items (dioramas, displays, costumes, props, etc. made by the exhibitor – no notebooks allowed)



PHOTOGRAPHY AND VIDEOGRAPHY

Superintendent – Becky McClellan

1. All entries in all classes must be pictures taken by the exhibitor during the current 4-H year.
2. If the county qualifying show allows smaller photography exhibit size than those required for the State 4-H Fair, blue ribbon placing photos may be enlarged following the qualifying show to meet the State 4-H Fair size requirements. Photos from qualifying shows conducted too close to Labor Day entry to be enlarged in time may be submitted (after enlargement) for late fair judging September 18, by noon.
3. Video photography project exhibits should be entered in Class 6, 4-H In Action.

4. Entries must be firmly mounted on matte board, not poster board. Minimum mat margin is 1" on all sides and maximum mat margin is 2 1/2" on all sides.. Use dry mount tissue, photo glue, photo stickers, or other suitable substitute to attach. Poster board covering must cover the back of the photo. Framed entries and non-mounted entries will not be accepted. Small, flat hangers that are properly and securely attached to extend above edge of exhibit, are acceptable.
5. All entries must be printed on photographic paper. Entries printed on paper, cardstock, etc. will not be accepted.
6. Color enhancements and changes may not be made to the original photo unless it is entered in the digitally enhanced class.
7. Attach a completed WSU label C0890 to bottom of photo matte as instructed on the label. Please put your county name or number on the back of each exhibit – not on the back of the label or other attachment. Incomplete or missing label will result in loss of no more than one ribbon placing, at judge's option.
8. Please refer to Class 45 – Creative Photography Project – "Summer Fun".

CLASS 150 – 4-H PROJECT PHOTOGRAPHY

Premium Points: Blue 12, Red 9, White 7

Lot 1 – Scenic

Lot 2 – People

Lot 3 – Animals

Lot 4 – Flower/Nature

Lot 5 – Buildings/Architecture

Lot 6 – Any Subject/Miscellaneous

Lot 7 – Action

Lot 8 – Close Up

Lot 9 – Composition: Special Lighting (i.e. strobe, side, evening, back lighting, timed exposures, etc.) – must identify type of lighting on C0890

Lot 10 – Composition: Design Elements (i.e. lines, shapes, patterns, textures, special angles, contrasts) – must identify the design element on C0890

Lot 11 – Composition: Still Life (i.e. inanimate objects set up for photo)

Lot 12 – Composition: Abstracts

Lot 13 – Special Effects (Note special effects used on C0890)

Lot 14 – Darkroom Skills (all entries in this lot to include a 3"x5" card defining chemicals, exposure, and paper used)



- a. A maximum of three entries allowed in Class 150, in any lot or lots.
- b. Entries in Class 150 Lots 1-11 must be either enlargements of black/white or color negatives or colored slides or digital captures that have not been manipulated in any way: 5"x7", 8"x10", 8"x12", or 5"x14". Photos not these exact sizes will be disqualified. Entries in Lot 14 must be enlargements, but no size limit specified. Scanned, laser or manipulated digital copies will not be accepted in this class, however unmanipulated digital photos may be cropped and sharpened before printing. Make sure all enlargements are made using traditional methods. See Class 155 for scanned enlargements.
- c. Entries will be judged on the following criteria, as in WS4HF/9.53b: Correct Category - 10%; Quality - 30%, Composition/Creativity - 45%, and Presentation - 15%.
- d. Black/white photos, developed by exhibitor, will be judged on the following criteria: Correct Category - 10%, Quality - 30 %, Darkroom Techniques - 25%, Composition/Creativity - 25%, and Presentation - 10%.

CLASS 151 – 4-H PHOTO BOARDS

Premium Points: Blue 16, Red 12, White 9

Lot 1 – Photo Story: A series of 3 to 6 photos that tell a story with a beginning/ending, a title and "preferred" captions; All photos to be mounted on one board.

Lot 2 – Theme Board: A series of 3 to 6 photos depicting a specific theme. Title required; captions, poems, or other written words are optional; all photos to be mounted on one board.

- a. One entry allowed per exhibitor per Lot in this class.
- b. This class requires up to 6 photos, black/white or color, each 3 1/2"x5" or larger – up to 8"x12" or 5"x14".

- c. Digital photos will be accepted in this class, provided all photos in the entry are from the same type of camera and printed using the same method. See Class 154, items c, d, e, f, g, and h for additional instructions.
- d. Entries will be judged on the following criteria, as in WS4HF/9.53b: Correct Category - 10%, Quality - 30%, Composition/Creativity - 45%, and Presentation - 15%.

CLASS 152 – 4-H PHOTO ALBUM/PORTFOLIO

Premium Points: Blue 20, Red 15, White 11

- Lot 1 – First year in project album – 25 prints
- Lot 2 – Second year in project album – 30 new prints
- Lot 3 – Third year in project album – 35 new prints
- Lot 4 – Fourth year in project album – 40 new prints
- Lot 5 – Fifth year and above in project album – 50 new prints

- a. Enlargements not required in this class.
- b. Digital photos are accepted in this class. All photos submitted for one year do not have to be from the same type of camera. You can mix digital and regular film photos. Be sure to add a second photo label (CO 890) if two or more cameras are used.
- c. Albums/Portfolios should just be your best work for the current 4-H year. If you are adding to an old album, be sure to mark the current year. 4-H Photo Label (CO 890) is required. Previous year's photos may or may not be included with the current year's photos.
- d. Scrapbooks are to contain only photos taken by the exhibitor.
- e. One entry per exhibitor allowed in this class.
- f. Entries will be judged on the following criteria as in WS4HF/9.53b: Correct Category - 10%; Quality - 30%; Composition/Creativity - 45%, and Presentation - 15%.

CLASS 153 – PHOTOJOURNALISM

Premium Points: Blue 12, Red 9, White 7

Lot 1 – Photo: one enlargement; size 5"x7", 8"x10", 8"x12", 4"x12", or 5"x14"; matted or mounted on white matte board or white poster board. Caption should be mounted below the photo on the matte board/poster board.

Premium Points: Blue 16, Red 12, White 9

Lot 2 - Story Board: 2 – 4 pictures depicting a single newsworthy story; any size, but total exhibit must not exceed 11"x14"; mounted on white matte board or white poster board. Caption should be mounted below the photos on the matte board/poster board.

Lot 3 - Album: Minimum of 10 newsworthy photos; published and unpublished work of the exhibitor. Include suggested cut lines; if published, include a copy of the publication.

- a. One entry per lot allowed in this class.
- b. Digital photos will be accepted in this class provided all photos in the entry are from the same type of camera and printed using the same method. See Class 154, items c-h for additional instructions.
- c. All photos must be of a newsworthy nature. They must be captioned. Include information on who, what, where, when, and why in each caption.
- d. Photos may be black/white or color.
- e. Entries will be scored on the following criteria as in WS4HF/9.54b: Journalistic value - 55%; Quality of photo - 35%, and Captioned correctly - 10%.

CLASS 154 – DIGITAL IMAGING

Premium Points: Blue 20, Red 15, White 10

Lot 1 – Regular film and camera, Black/white or color. (Digitally imaged by scanning, then enhanced or manipulated and printed by exhibitor.)

Lot 2 – Digital capture, Black/white or color. (Photo taken with a digital camera, then enhanced or manipulated, and printed by exhibitor.)

- a. One entry per lot allowed in this class.
- b. All finished pictures must be no smaller than 5"x7", no larger than 8"x10".

- c. Black/white photos must be done with the gray scale. Color photos must be done with RGB or CMYK scale.
- d. All exhibits must be printed on photographic paper; no copy paper exhibits will be accepted.
- e. It is recommended that digital captures be taken on “high” resolution.
- f. Digital captures must be color corrected.
- g. All images can be sandwiched/cut & paste; retouched/cloned; filters or any other special effects used.
- h. Minimum printer output of 300 DPI or PPI should be used.
- i. Original image must be part of the mounted display, on the front of the exhibit mat for comparison.
- j. A typed index card must be part of the mounted display, on the front of the exhibit mat, explaining what was done to arrive at the final image. 4-H Photography label C0890 must be attached as instructed on the label, and filled out correctly. The original image, finished picture, and index card should be mounted on a display board (poster board or other suitable mounting surface) no larger than 14” x 22”. Do not use dry mount; it will destroy your print. Use spray adhesive or adhesive mount only.
- k. Exhibits in Class 154 will be scored on the following criteria as in WS4HF/9.54b: Quality of image - 20%, Composition - 20%, Color correction - 20%, Retouching - 10%, Cropping done correctly, if necessary - 10%, Mounting - 10%, and Correct category and inf. cards - 10%.

CLASS 155 – DIGITALLY RESTORED PHOTOS

Premium Points: Blue 10, Red 8, White 6

Lot 1 – Digitally Restored Photo – Scanned photo taken by regular – not digital – camera. Original photo may have been taken by a person other than the exhibitor. The exhibitor will scan the item and then repair the photo using modern day digitizing techniques.

- a. The original photo may have been damaged in some manner: Judging will be on how well the exhibitor repaired the original photo.
- b. Only one entry per exhibitor in this class.
- c. All finished pictures must be no smaller than 5”x7”, nor larger than 8”x10”.
- d. Entry is to include a 3”x5” card explaining how the photo was restored and special techniques used.
- e. Other printing requirements should follow class 154.
- f. An untouched copy of the original photo must accompany the entry.

CLASS 156 – 4-H VIDEOGRAPHY

Premium Points: Blue 15, Red 11, White 7

Lot 1 – Videos for 4-H Promotion

Lot 2 – Videos for 4-H Activities

Lot 3 – Videos for 4-H Projects

Lot 4 – Videos of Any non-4-H Subject

- a. This class is open to all Junior, Intermediate, and Senior 4-H Members. The video must have been filmed by the member.
- b. Videos should be submitted on a CD, with completed entry forms and tags attached.
- c. Videos should be a minimum of two minutes and a maximum of five minutes.
- d. Washington State 4-H reserves the right to retain possession of videos for 4-H promotional purposes.

CLASS 157 – 4-H PROMOTIONAL PHOTOS

Premium Points: Blue 10, Red 8, White 6

Lot 1 – 4-H Promotional Photos – Projects

Lot 2 – 4-H Promotional Photos – Community Service

Lot 3 – 4-H Promotional Photos – Activities/ Events

Lot 4 – 4-H Promotional Photos – Leadership Development

- a. This class is open to all Junior, Intermediate and Senior 4-H members. The photo must have been taken by the member.
- b. Entries in this class do not have to pre-qualify through the county qualifying show.
- c. There is a maximum of two entries, per exhibitor, in this class.

- d. All photos must be captioned.
- e. Photos may be used in 4-H promotional materials, brochures, flyers, etc.
- f. Refer to general photography rules for information on matting and framing.
- g. All finished pictures must be no smaller than 5"x7", nor larger than 8"x10".
- h. Washington State 4-H reserves the right to retain possession of photos for 4-H promotional purposes.

PLANT SCIENCES

Please refer to Class 46 – Creative Kids Project – “Garden Gift Basket”.



CLASS 160 - GARDEN & HOME GROUNDS

Premium Points: Blue 6, Red 5, White 4

Lot 1 – Vegetable Garden: exhibit up to 10 vegetables

Lot 2 – Container Garden: exhibit up to 5 plants grown in containers, ornamental or vegetable

Lot 3 – Flower Garden: exhibit up to 10 flowers

Lot 4 – Fruits, Nuts, Berries: exhibit up to 5 items

Lot 5 – Other Garden Produce: exhibit up to 5 items



Premium Points: Blue 12, Red 9, White 7

Lot 6 – Cut or dried flower arrangement, need not be grown by exhibitor. Exhibit up to 3 arrangements

Premium Points: Blue 30, Red 23, White 17

Lot 7 – Experimental Vegetable Garden: teaching display showing results of experimental gardening

Lot 8 – Experimental Container Garden: teaching display showing results of experimental container garden project

Lot 9 – Experimental Ornamental Garden: Teaching display showing result of experimental ornamental garden project

- a. Exhibitors in Class 160 may not make total entries in excess of the total number of blue ribbons received at the qualifying county event. The entry at State 4-H Fair NEED NOT be the same kind of garden product entered at the county qualifying event (except container plants.) In Class 160 Lots 1-6, each kind of vegetable, container, arrangement, or flower equals one exhibit, and may earn the designated points.
- b. Entries in Class 160 Lot 3 should be exhibited with foliage intact. Vases will be furnished for exhibitors in Lot 3. Entries should be brought in disposable containers.

ENTOMOLOGY

1. Exhibitors in Class 165 may enter a total of three items in the class.
2. The exhibits in entomology are open to members enrolled in entomology, garden, home grounds, environmental stewardship, dairy, and livestock projects.
3. All insect exhibits must be labeled to give the order and common name of insects in the collection and scientific name to as many as possible.
4. All work, including labeling, should be that of the member.
5. Exhibits previously exhibited at State 4-H Fair are ineligible unless collections are materially enlarged, changed, or improved.

CLASS 165 - ENTOMOLOGY

Premium Points: Blue 10, Red 8, White 6

Lot 1 – Any item or display from “Creepy Crawlies”

Lot 2 – Any item or display from “What’s Bugging You?”

Lot 3 – Any item or display from “Dragons, Houses, and Other Flies”

Premium Points: Blue 16, Red 12, White 9

Lot 4 – Insect collection containing 25 insects, including at least 5 orders

Premium Points: Blue 20, Red 15, White 11

Lot 5 – Exhibit of life stages of an insect, from egg to adult

Lot 6 – Exhibit showing control or management of insects

Premium Points: Blue 24, Red 18, White 13

Lot 7 – Insect collection mounted and named including order and family, 50 insects involving 10 orders

Lot 8 – Exhibit of the special activities of one insect

Lot 9 – Insect collection preserved in plastic, named including order and family, 50 insects involving 10 orders

Premium Points: Blue 30, Red 23, White 17

Lot 10 – Special collection of insects by economic importance, habitat, order, immature insects, foreign insects, etc

Lot 11 – Apiary exhibit showing honey, beeswax or home crafted hives and/or supers

Premium Points: Blue 40, Red 30, White 22

Lot 12 – Insect collection mounted and named to family and order, 75 insects involving 10 orders

CLASS 170 BUTTERFLIES

Premium Points: Blue 10, Red 8, White 6

Lot 1 – Any item or display made by the exhibitor in the Butterfly Project.



SCIENCE/ENGINEERING/TECHNOLOGY

Superintendent - Nancy Lawton

AEROSPACE

1. In Classes 210 - 215, one entry is allowed per class per exhibitor, with a maximum of two total entries per exhibitor.
2. Superintendent or judge will determine degree of challenge for Classes 210, 211 and 212. If you know the skill level of a model rocket that has been built from a kit, add that information to the margin of the entry form. Classes 210 and 211 require that a copy of the exhibitor’s plan sheet or design sheet accompany the exhibit.
3. Rockets will not be displayed with live engines.
4. All exhibits in Classes 210 - 212 must have been successfully flown prior to exhibiting. A completed Certificate of Flight must accompany each entry in Classes 210-212.
5. Model rocketry will be judged on workmanship and stability according to degree of challenge as determined in model rocketry catalogs.
6. Class 215, “Aerospace Project” is intended for entries from the 4-H aerospace project curriculum. Attach a 3”x5” card to the entry form telling what the item is, its use, what you did, and what was learned from doing the project. Also list the publication title and the page number where the goals are listed for this project.

CLASS 210 - ROCKETS BUILT FROM PLANS OTHER THAN KITS

CLASS 211 - ROCKETS DESIGNED AND BUILT BY EXHIBITOR

Premium Points:

	BLUE	RED	WHITE
Lot 1	10	8	6
Lot 2	12	9	7
Lot 3	16	12	9
Lot 4	20	15	11

Lots are listed by degree of challenge.

Lot 1

10 8 6

Lot 2


12 9 7

Lot 3

16 12 9

Lot 4

20 15 11



CLASS 212 - MODEL ROCKETS FROM KITS**Premium Points: BLUE RED WHITE**

Lots are listed by degree of challenge. Rockets should follow plans and designs included with kit. Include either a photo from the rocket kit or the original instructions to make the rocket with the fair exhibit.

Lot 1	8	6	5
Lot 2	10	8	6
Lot 3	12	9	7
Lot 4	16	12	9

CLASS 213 – MODEL ROCKETS RE-DESIGNED BY EXHIBITOR**Premium Points: BLUE RED WHITE**

Lots are listed by degree of challenge. Kits redesigned by the exhibitor. Must include plan sheet or description of changes made from the original kit. Also include either a photo from the rocket kit or the original instructions to make the rocket with the fair exhibit.

Lot 1	10	8	6
Lot 2	12	9	7
Lot 3	16	12	9
Lot 4	20	15	12

CLASS 215 – AEROSPACE PROJECT**Premium Points:****BLUE RED WHITE**

Lot 1 – Any item from “Stage 1: Pre-flight”	8	6	5
Lot 2 – Any item from “Stage 2: Lift-Off”	10	8	6
Lot 3 – Any item from “Stage 3: Reaching New Heights”	12	9	7
Lot 4 – Any item from “Stage 4: Pilot In Command”	16	12	9

BICYCLES/ENGINES/SNOWMOBILING/ATV SAFETY

1. In Classes 218-221, two entries per class per exhibitor allowed.
2. All items entered must include a 3” x 5” card telling what the item is, its use, what you did, and what was learned.
3. Class 219 is intended for entries from the 4-H “Start Your Engines” project. Add to the required 3”x5” card: the publication title and page number where the goals are listed for this project.
4. See Self-determined Class 330 for entry of rebuilt or restored internal combustion engine exhibits.

CLASS 218 – BICYCLES**Premium Points: Blue 10, Red 8, White 6**

Lot 1 – Any item or display made by the member from the bicycle project

**CLASS 219 – SMALL ENGINES****Premium Points: Blue 10, Red 8, White 6**

Lot 1 – Any item or display made by the member in the small engine project

CLASS 221 – SNOWMOBILING**Premium Points: Blue 10, Red 8, White 6**

Lot 1 – Any item or display made by the member in the snowmobiling project.

CLASS 222 – ATV SAFETY**Premium Points: Blue 10, Red 8, White 6**

Lot 1 – Any item or display made by the member in the ATV safety project.

ELECTRICITY

Two entries allowed per exhibitor in class 225.

All items entered must include a 3"x5" card telling what the item is, its use, what you did, and what was learned.

CLASS 225 – ELECTRICITY

Premium Points: Blue 10, Red 8, White 6

Lot 1 – Any item or display made by the exhibitor in the electricity project.

WELDING

One entry is allowed per exhibitor in each class.

All items entered must include a 3"x5" card telling what the item is, its use, what you did, any special techniques used, and what was learned.

CLASS 226 - WELDING

Premium Points: Blue 10, Red 8, White 6

Lot 1 – A display board featuring at least three different types of welds.

Premium Points: Blue 16, Red 12, White 9

Lot 2 – A display board featuring at least six different types of welds.

CLASS 227 – WELDED ITEMS (lot to be determined by the judge)

Premium Points: Blue 10, Red 8, White 6

Lot 1 – Small welded item

Premium Points Blue 16, Red 12, White 9

Lot 2 – Medium size welded item

Premium Points: Blue 20, Red 15, White 12

Lot 3 – Large welded item

CLASS 228 – LARGE CONSTRUCTION PROJECTS

Premium Points: Blue 40, Red 30, White 20

Lot 1 – Large Welded Construction Project

WOODWORKING

1. Two entries are allowed per exhibitor in class 230. The judge will determine the appropriate lot for all exhibits.
2. All items entered must include a 3" x 5" card telling about the exhibit: what the item is, its use, what you did, and what was learned.

CLASS 230 – WOODWORKING

Premium Points: Blue 10, Red 8, White 6


Lot 1 – Simple Woodworking Project

Premium Points: Blue 20, Red 15, White 12

Lot 2 – Medium Woodworking Project

Premium Points: Blue 40, Red 30, White 22

Lot 3 – Intricate, or Difficult Woodworking Project



COMPUTER TECHNOLOGY

1. Two entries per exhibitor are allowed in class 235.
2. All items entered must include a minimum of a 3"x5" card telling what item is, how it was made, computer programs used, and what the maker learned while creating the item.

CLASS 235 – COMPUTER TECHNOLOGY

Computer Generated Items created by using specialized computer programs – print out and submit

Premium Points: Blue 10, Red 8, White 6

Lot 1 – Flyers/Pamphlets

Lot 2 – Greeting Cards

Lot 3 – Certificates

Lot 4 – Scrapbooks

Premium Points: Blue 10, Red 8, White 6

Lot 5 – 4-H Club Newsletter (using columns, charts, tables, graphs)

Lot 6 – T Shirt Design

Lot 7 – Spread sheet showing income and expense (invent data or use for one of your other 4-H projects)

Lot 8 – Calendars, Address Books, Programs, etc (include note card telling what program was used)

Premium Points: Blue 15, Red 11, White 7

Lot 9 – Magazine or Newspaper (at least 8 pages) – print out

Lot 10 – Personal Slide Show, music or narration required – minimum 3 minutes – entry must be programmed to automatically advance to the next slide - submit on flash drive

Lot 11 – Slide Show of 4-H Project or Activity, music or narration required – minimum 3 minutes – entry must be programmed to automatically advance to the next slide - submit on flash drive

Lot 12 – Individual Web Page designed by the member (print out page)

Lot 13 – 4-H Club Web Page designed by the member (print out pages and links)

Lot 14 – Other computer generated items (premium points to be determined by the judge)

Computer Program Development

Premium Points: Blue 20, Red 16, White 12

Lot 15 - Computer Program Written by the member (Print out program and place in a notebook)

Homemade Computer Equipment

Premium Points: Blue 15, Red 11, White 7

Lot 16 - Computer Tool Kit

Lot 17 - Software Toolkit

Digital Art

Premium Points: Blue 8, Red 6, White 4

Lot 18 – Small Digital Art Items (under 5"x7")

Premium Points: Blue 10, Red 8, White 6

Lot 19 – Medium Size Digital Art Items (larger than 5"x7", smaller than 8"x12")

Premium Points: Blue 15, Red 11, White 7

Lot 20 – Large Digital Art Items (larger than 8"x12")

3-D Printing – Exhibit must be accompanied with a project plan and/or explanation of how it was made

Premium Points: Blue 15, Red 11, White 7

Lot 21 – Any 3-D Printed Item made by the exhibitor

CLASS 240 – GEOSPATIAL

Premium Points: Blue 10, Red 8, White 6

Lot 1 – Any item or display from "Exploring Spaces, Going Places" – entry to include an 8.5"x11" poster that informs the public of the exhibits use/purpose. May include pictures, written description, etc.

CLASS 245 – ROBOTICS

Premium Points: Blue 10, Red 8, White 6

Lot 1 – Any item or display from the "Robotics project" – entry to include an 8.5"x11" poster that informs the public of the exhibits use/purpose. May include pictures, written description, etc.

CLASS 250 – ANY OTHER STEM RELATED PROJECT

Premium Points: Blue 10, Red 8, White 6

Lot 1 – Any item or display representing a STEM (Science/Technology/Engineering/Math) related project – entry to include an 8.5"x11" poster that informs the public of the exhibits use/purpose. May include pictures, written description, etc.

ENVIRONMENTAL STEWARDSHIP

2. Open to all members enrolled in any project of the environmental stewardship/ natural resources program.
3. Member may enter a maximum of five exhibits in classes 260-290, with no more than two entries in each lot.
4. Each exhibit must be properly labeled, mounted, identified, and classified where appropriate.
5. Items not listed in the project material, but similar in subject matter, are encouraged and should be entered in the appropriate project.
6. Group entries are encouraged in classes 260-290.
7. Please refer to Class 42 – Creative Recycling Project – “Recycled Styrofoam”.

CLASS 260 – EXPLORING YOUR ENVIRONMENT

Premium Points: Blue 10, Red 8, White 6

Lot 1 – Air

Lot 2 – Energy

Lot 3 – Forestry

Lot 4 – Marine Life

Lot 5 – Soil

Lot 6 – Water

Lot 7 – Wildlife

CLASS 265 – OUTDOOR ADVENTURES

Premium Points: Blue 10, Red 8, White 6

Lot 1 – any item or display from the “Hiking Trails” project material

Lot 2 – any item or display from the “Camping Adventures” project material

Lot 3 – any item or display from the “Backpacking Adventures” project material



CLASS 270 – SCIENCE DISCOVERY

Premium Points: Blue 10, Red 8, White 6

Lot 1 – any item or display related to rocks and minerals

Lot 2 – any item or display related to the 3R's: reduce, reuse, recycle

Lot 3 – any item or display related to oceanography

Lot 4 – any item or display related to weather or climate

Lot 5 – any item or display related to spiders

Lot 6 – any item or display related to astronomy or outer space

CLASS 272 – WIND ENERGY

Premium Points: Blue 10, Red 8, White 6

Lot 1 – any item or display made by the member in the wind energy project.

CLASS 272 – WATER RESOURCES

Premium Points: Blue 10, Red 8, White 6

Lot 1 – any item or display made by the member in the water resources project.

CLASS 275 – FORESTRY

Premium Points: Blue 10, Red 8, White 6

Lot 1 – any item or display from the “Follow the Path” project material

Lot 2 – any item or display from the “Reach for the Canopy” project material

Lot 3 – any item or display from the “Explore the Deep Woods” project material



CLASS 280 – SPORT FISHING

Premium Points: Blue 10, Red 8, White 6

Lot 1 – any item or display from the “Take the Bait” project material

Lot 2 – any item or display from the “Reel in the Fun” project material

Lot 3 – any item or display from the “Cast into the Future” project material

LASS 282 – AMPHIBIANS

Premium Points: Blue 10, Red 8, White 6

Lot 1 – any item or display made by the member in the amphibians project (no live animals in this class – live animals may be included in the 4-H in Action activity).

CLASS 285 – PETS

Premium Points: Blue 10, Red 8, White 6

Lot 1 – any item or display made by the member in the pets project (no live animals in this class – live animals may be included in the 4-H in Action activity).

LOT 290 – SHOOTING SPORTS

Premium Points: Blue 10, Red 8, White 6

Targets are not acceptable entries. Targets, as a part of an educational exhibit, can be exhibited in Class 70. Firearms are not allowed as exhibits. Two items maximum in each lot.



Lot 1 – any item or display from the riflery project

Lot 2 – any item or display from the pistol project

Lot 3 – any item or display from the shotgun project

Lot 4 – any item or display from the black powder/muzzle loading project

Lot 5 – any item or display from the archery project

Lot 6 – any item or display from the hunting project

4-H SHOOTING SPORTS ACTIVITIES – ARCHERY Superintendent – Mark Quirie

1. The 4-H Shooting Sports Activities will be for the archery project and will be held on August 30-September 2, in the Paulhamus Arena.
2. There is not a pre-qualification for participation, however, other requirements are necessary for the safety of the participants and the public.
3. The shooting sports activity is open to junior, intermediate and senior 4-H members enrolled in the archery project. All participants must meet the minimum shooting requirement to enter (item 7 below).
4. Participants may enter all three classes, but must choose one premium lot in each class on the entry form.
5. Pre-registration is required by submitting entry form through the County Extension Office. Use the State 4-H Fair Animal Entry Form (C0945) with blue print.
6. Each county must provide a WSU 4-H Certified Archery Instructor. Exceptions must be approved by Fair Management.
7. Participants should be able to shoot 30 arrows at 60/45 feet on 60-cm FITA 10-ring target and score at least 60 Bare Bow or Basic Compound, or 90 Olympic Recurve Free Style, or 120 Compound Free Style. These shooting requirements are strongly recommended, and must be followed by all age groups as all shooting is done at 60 feet for Intermediates/Seniors and 45 feet for Juniors. All Para Shooters are welcome without minimum score requirement. Participants must be able to shoot 90 arrows consecutively for the 900 round.
8. It is recommended participants must bring your quiver to hold your arrows. There may be a few ground quivers available, first come, first served.
9. Equipment Definitions:
 - Bow Style** – maximum poundage <60 pounds. Hay bales are the target butts.
 - Bare Bow or Basic Compound** – finger shooter, no releases, no sights, and no let-off of bow poundage.
 - Olympic Recurve Bow Free Style** – finger shooter, no releases. Pin sight only, no magnifying lens, no peep sight.
 - Compound Free Style** – releases, and bows with let off. No Cross Bows.

CLASS 291 – BARE BOW AND BASIC COMPOUND
CLASS 292 – OLYMPIC RECURVE BOW FREE STYLE
CLASS 293 – COMPOUND FREE STYLE
Premium Points: Blue 75, Red 55, White 40

Junior Lots:

Lot 1 – Freeman Shoot, Juniors – see Schedule of Shooting
Lot 2 – Indoor NFAA Blue Face Shoot, Juniors – see Schedule of Shooting
Lot 3 – 900 Indoor FITA Multi Color Shoot, Juniors – see Schedule of Shooting
Lot 4 – Team Shoot, Juniors (sign up the day before the event) – no premium points – see Schedule of Shooting
Lot 5 – Individual Shoot, Juniors (must qualify in earlier rounds to participate) – no premium points – see Schedule of Shooting

Intermediate Lots:

Lot 6 – Freeman Shoot, Intermediates – see Schedule of Shooting
Lot 7 – Indoor NFAA Blue Face Shoot, Intermediates – see Schedule of Shooting
Lot 8 – 900 Indoor FITA Multi Color Shoot, Intermediates – see Schedule of Shooting
Lot 9 – Team Shoot, Intermediates (sign up the day before the event) – no premium points – see Schedule of Shooting
Lot 10 – Individual Shoot, Intermediates (must qualify in earlier rounds to participate) – no premium points – see Schedule of Shooting

Senior Lots:

Lot 11 – Freeman Shoot, Seniors – see Schedule of Shooting
Lot 12 – Indoor NFAA Blue Face Shoot, Seniors – see Schedule of Shooting
Lot 13 – 900 Indoor FITA Multi Color Shoot, Seniors – see Schedule of Shooting
Lot 14 – Team Shoot, Seniors (sign up the day before the event) – no premium points – see Schedule of Shooting
Lot 15 – Individual Shoot, Seniors (must qualify in earlier rounds to participate) – no premium points – see Schedule of Shooting

Information on the shooting rounds (Juniors shoot at half the distances listed):

Freeman Round: Held on Friday, August 30 - This round consists of 60 arrows, shot as three games, at distances of 10, 15, and 20 yards. Each game includes four ends of five arrows.

First Game – Three ends at 10 yards; one end at 15 yards.

Second Game – Three ends at 15 yards; one end at 20 yards.

Third Game – Four ends at 20 yards.

The target is the standard NFAA indoor target of 40 centimeters with a blue and white face and an 8-centimeter center ring. Bare bow and recurve shoot on a target scoring 5, 4, 3, 2, 1. Compounds shoot on a 5 spot target scoring of 5, 4. Ribbon placing is based on a maximum/minimum score for blue, red, and white ribbons.

Indoor NFAA Blue Face Rounds: Held on Saturday, August 31 - This consists of 60 arrows, shot as three games, at a distance of 20 yards. Each game has four ends of five arrows per end. The target and scoring are the same as in the Freeman Round. Ribbon placing is based on a maximum/minimum score for blue, red, and white ribbons.

2900 Indoor FITA Multi Color Round: Held on Sunday, September 1 - This consists of 90 arrows on 10-ring target, shot in 30 ends of 3 arrows, on a FITA 40 cm target at 20 yards. Bare bow and recurve shoot on a target scoring 10, 9, 8, 7, 6, 5, 4, 3, 2, 1. Compounds shoot on a 3 spot target scoring 10, 9, 8, 7, 6. Ribbon placing is based on a maximum/minimum score for blue, red, and white ribbons.

Team Shoot (3 person team): Held on Monday, September 2 – Juniors to shoot first, followed by intermediates then seniors. Must register at or before the Saturday afternoon shoot. Teams must be of the same style of bow, no mixed junior, intermediate and senior teams. May choose team from multiple counties. This is an elimination

round shoot. This shoot consists of 6 arrows per person per end on a FITA 40 cm target at 20 yards. The highest scoring team earns two points. In the case of a tie, each team is awarded one point. High point team wins the match after 5 ends, or upon earning 6 points. If tied at 5 ends, archers will go into a shoot off. Bare bow and recurve shoot on a target scoring 10, 9, 8, 7, 6, 5, 4, 3, 2, 1. Compounds shoot on a 3 spot target scoring of 10, 9, 8, 7, 6. Awards for first place team, Junior, Intermediate and Senior, in each bow style. Ribbon for first, second, and third place. No premium points.

Individual Shoot: Held on Monday, September 3 - Maximum of eight archers in each division determined by high scores on Friday, Saturday and Sunday. Juniors to shoot first, followed by the intermediates, then seniors. Maximum of 40 archers. This is an elimination round shoot. This match between two archers consists of 3 arrows per end on a FITA 40 cm target at 20 yards. The highest scoring person per end earns two points. Each person earns one point in the event of a tie. High point individual wins the match after 5 ends. Bare bow and recurve shooting on a target scoring 10, 9, 8, 7, 6, 5, 4, 3, 2, 1. Compounds shoot on a 3 spot target scoring 10, 9, 8, 7, 6. Awards for first place, Junior, Intermediate and Senior, in each bow style. Certificates for first, second, and third place. No premium points.

CLASS 14/294 – ARCHERY JUDGING CONTEST

Premium Points: Blue 30, Red 23, White 17

Lot 2 – Intermediates

Lot 3 – Seniors

All rules for general judging contests will apply, except as modified here. There is no pre-qualification at the county level. Individual and team awards will be awarded. Participants will judge 4-8 classes of items and give oral reasons on one class. See Schedule of Shooting for contest time. Participants may enter the judging contest without doing the shooting events. Registration for contest will begin 30 minutes before the event in the Dog/Cat Barn.

CLASS 295 – ARCHERY KNOWLEDGE CONTEST

Ribbon placing only – no premium points will be awarded.

Lot 1 – Juniors

Lot 3 – Seniors

Lot 2 – Intermediates

See Schedule of Shooting for the knowledge contest. Place to be determined and announced on the first day of the fair. Registration will be held at the time of the event.

SCHEDULE OF SHOOTING

Friday, August 30

8:45 a.m. Equipment Inspection

9 am – 12 pm Junior Freeman Shoot – Paulhamus Arena. Contest starts at 10:15 a.m.

2 pm 4-H Archery Knowledge Contest – location to be announced

4:45 pm Equipment Inspection

5 pm – 8 pm Intermediate and Senior Freeman Shoot – Paulhamus Arena. Contest starts at 6 p.m.

Saturday, August 31

8:45 a.m. Equipment Inspection

9 am – 12 pm Junior Indoor NFAA Blue Face Shoot – Paulhamus Arena. Contest starts at 10:15 a.m.

1:30 pm Register for 4-H Archery Judging Contest (contest begins at 2 p.m.) – Dog/Cat Barn

4:45 pm Equipment Inspection

5 pm – 8 pm Intermediate and Senior NFAA Blue Face Shoot – Paulhamus Arena.. Contest starts at 6 p.m.

Sunday, September 1

8:45 a.m. Equipment Inspection

9 am – 1 pm Junior 900 Indoor FITA Multi Color Shoot – Paulhamus Arena. Contest starts at 9:15 a.m.

1:30 pm Register in the Dog/Cat Barn for 4-H Archery Individual and Team Shoots

2 p.m. 4-H Archery Contest Make Up – location to be announced
3:15 pm Register for 4-H Archery Judging Contest (contest begins at 3:30 p.m.) – Dog/Cat Barn
4:45 pm Equipment Inspection
5 pm – 9 pm Intermediate and Senior FITA Multi Color Shoot – Paulhamus Arena. Contest starts at 6 p.m.

Monday, September 2

8:45 a.m. Equipment Inspection
9 am – 11 am 4-H Archery – Individual Shoot – Paulhamus Arena. Contest starts at 9:15 a.m.
11 am – 12 pm 4-H Archery – Team Shoot – Paulhamus Arena. Contest starts at 11 a.m.
2 p.m. 4-H Archery Awards – location to be announced

Each county is responsible to bring three judging contest questions and props and/or pictures.
Each county is responsible to provide adult leaders experienced in target scoring.
Special needs youth must be identified to Superintendents prior to the fair so accommodations can be provided.
Each county is responsible for a STEM display in the Dog/Cat Barn.

SOCIAL SCIENCES

1. Open to all members enrolled in social science projects.
2. Members may enter a maximum of two exhibits per class in classes 301-306. A group may enter one entry in class 307 in each lot.
3. Each exhibit must be properly labeled, and classified where appropriate.
4. Items not listed in the project material, but similar in subject matter, are encouraged and should be entered in the appropriate project.
5. Group entries are to be entered in class 307.

CLASS 301 – CITIZENSHIP

Premium Points: Blue 10, Red 8, White 6

Lot 1 – Any item or display made by the exhibitor in the citizenship (including government) project.

CLASS 302 – SERVICE LEARNING/COMMUNITY SERVICE

Premium Points: Blue 10, Red 8, White 6

Lot 1 – Any item or display made by the exhibitor in the service learning/community service project.

CLASS 303 – INTERCULTURAL

Premium Points: Blue 10, Red 8, White 6

Lot 1 – Any item or display made by the exhibitor in the intercultural project.

CLASS 304 – HEALTH

Premium Points: Blue 10, Red 8, White 6

Lot 1 – Any item or display made by the exhibitor in the health project.

CLASS 305 – LEADERSHIP

Premium Points: Blue 10, Red 8, White 6

Lot 1 – Any item or display made by the exhibitor in the leadership project.

CLASS 306 – ENTREPRENEURSHIP

Premium Points: Blue 10, Red 8, White 6

Lot 1 – Any item or display made by the exhibitor in the entrepreneurship project.

CLASS 307 – SOCIAL SCIENCE GROUP PROJECTS

Premium Points: Blue 20, Red 16, White 12

Lot 1 – Any item or display made by a group of 4-H members in any social science project.

WOOL SHOW

Superintendent – Peggy Gresham, Christy Mastin

1. Two qualifying fleeces per exhibitor may be entered in any Class 310 - 312.
2. Fleeces must be from the exhibitor's project animals, must be from the current year and not represent more than one year's growth.
3. Fleeces must be free of vegetable matter, contamination, and parasite infestation.
4. Fleeces may not be washed or enhanced.
5. Fleeces may be entered pre-fair (Aug 26-27) in the 4-H Exhibit Building or on Livestock Entry Day (Sept 13, 10 am - 1 pm) in the Llama Display Area of Barn M. Fleeces entered pre-fair will not be displayed or judged until Sept 13. Exhibits may be displayed in the Sheep Barn.

CLASS 310 – WHITE WOOL – MEAT TYPE

CLASS 311 – WHITE WOOL – WOOL TYPE

CLASS 312 – NATURAL COLORED WOOL

Premium Points: Blue 40, Red 30, White 22

Lot 1 – Fine

Lot 2 – Medium

Lot 3 – Coarse

Lot 4 – Braid

FLEECE/FIBER SHOW

Superintendent – Peggy Gresham

1. Two qualifying fleeces per exhibitor may be entered in any Class 313 - 318.
2. Fleeces must be from the exhibitor's project animals, must be from the current year and not represent more than one year's growth.
3. Fleeces must be free of vegetable matter, contamination, and parasite infestation.
4. Fleeces may not be washed or enhanced.
5. Items may be entered pre-fair (Aug 26-27) in the 4-H Exhibit Building or on Livestock Entry Day (Sept 13, 10 am - 1 pm) in the Llama Barn. Fleeces entered pre-fair will not be displayed or judged until Sept 13. Exhibits will be displayed in the Llama Barn.

FLEECE EXHIBITS

CLASS 313 – MOHAIR (ANGORA GOAT)

CLASS 314 – CASHMERE GOAT

Premium Points: Blue 40, Red 30, White 22

LOT 1 Goat Fiber

CLASS 315 – SHORN LLAMA

Premium Points: Blue 40, Red 30, White 22

Age Division on Date of Shearing. Fiber Divisions: Double coat (2 discernable fiber types and textures) Single coat (indiscernible fiber types and textures) Suri coat (no crimp, distinct locks, slick handle, high luster)

Lot 1 – Double coat, 24 months and under

Lot 4 – Single coat, 25 months and over

Lot 2 – Double coat, 25 months and over

Lot 5 – Suri coat, 24 months and under

Lot 3 – Single coat, 24 months and under

Lot 6 – Suri coat, 25 months and over

CLASS 316 – SHORN HUACAYA ALPACA

Premium Points: Blue 40, Red 30, White 22

Age Division on Date of Shearing

Lot 1 – (A) 6 through 12 months

Lot 2 – (B) 1st birthday through 24 months

Lot 3 – (C) 2nd birthday through 36 months

Lot 4 – (D) 3rd birthday through 60 months

Lot 5 – (E) 5th birthday and older

CLASS 317 – SHORN SURI ALPACA

Premium Points: Blue 40, Red 30, White 22

Age Division on Date of Shearing

Lot 1 – (A) 6 through 12 months

Lot 2 – (B) 1st birthday through 24 months

Lot 3 – (C) 2nd birthday through 36 months

Lot 4 – (D) 3rd birthday through 60 months

Lot 5 - (E) 5th birthday and older

CLASS 318 – ANGORA (Rabbit)

Points Allowed: Blue 40, Red 30, White 22

Lot 1 – Angora Rabbit Fiber (minimum 1 oz.)

One Champion and One Reserve Champion will be chosen from each class. No additional premium points awarded.

FIBER EXHIBITS

Exhibitors in classes 319-321 are eligible for Special Merit rosettes as warranted. No additional premium points will be awarded.

CLASS 319 – CARDED FIBER

Premium points –Blue 10, Red 8, White 6

All entries must be carded by the exhibitor. Include a 3x5” card stating content of fiber and clean uncarded fibers of source(s). One entry per exhibitor per lot.

Lot 1 – Hand Carded Fiber – submit 3 rolags

Lot 2 – Drum Carded Fiber – submit 1 batt

Lot 3 – Hard Carded Blended Fibers – submit 3 rolags and sample of each of the fibers used

Lot 4 – Drum Carded Blended Fibers – submit 1 batt and same of each of the other fibers

Lot 5 – Kool Aid dyed Fibers – submit 1 batt or 3 rolags

Lot 6 – Chemically Dyed Fibers – submit 1 batt or 3 rolags

Lot 7 – Naturally Dyed Fibers – submit 1 batt or 3 rolags



CLASS 320 - HANDSPUN YARN

Premium Points: Blue 20, Red 15, White 11

All entries must be handspun by the exhibitor and presented in 1 ounce or heavier skeins. It is not necessary that the yarn be made from fiber from the exhibitor’s own project animals. Include a 3x5 card stating intended use, type of yarn, (spindle, worsted, ply, etc.), content, and if fiber was prepared/dyed by other than the exhibitor. All skeins must be tied, not twisted. One entry per exhibitor per lot.

Lot 1 – Sheep

Lot 2 – Goat

Lot 3 – Alpaca

Lot 4 – Llama

Lot 5 – Rabbit

Lot 6 – Natural Fiber

Lot 7 – Blended Fibers

CLASS 321 – COMPLETED FIBER ITEMS

All items must be at least 50% carded, hand spun or hand felted, and finished by the exhibitor. Item must be crocheted, knitted, hand-woven, or hand felted by the exhibitor. Include a 3x5 card stating the type of yarn, content, and care instructions. One entry per exhibitor per lot.

Points Allowed: Blue 30, Red 23, White 17

Lot 1 – Garment or Larger

Lot 2 – Small crocheted or knitted item

Points Allowed: Blue 20, Red 15, White 11

Lot 3 – Any hand-woven or felted item

Lot 4 – Any fiber craft not eligible for lots 1, 2, or 3.

CLASS 322 – FIBER SKILL ACTIVITIES

This is a non-judged activity or display.

Premium Points: 20 (Participation Ribbon)

Skill or display must demonstrate use of fiber. Demonstration time must total one hour. Activity will take place in the Sheep/Llama Barn during the period of Sept 13-16. One entry per exhibitor per lot..

Lot 1- Skill Demonstration.

Lot 2- Poster Display

Lot 3- Table Display

SELF-DETERMINED PROJECTS

CLASS 330 – SELF-DETERMINED 4-H PROJECTS

Premium Points: Blue 12, Red 9, White 7

Lot 1 – Simple items

Premium Points: Blue 30, Red 23, White 17

LOT 2 Difficult items

- a. Only one entry per exhibitor allowed in Class 330.
- b. Juniors, intermediates, and seniors, enrolled in a Self-Determined Project: 1) Environmental Stewardship, 2) Expressive Arts, 3) Family Living, 4) Mechanical Science, 5) Plant Science, or 6) Social Science may enter this class. Exhibitors must submit a copy of the 4-H Project Plan/Commitment page from their record book as part of the exhibit. See Class 6 for Self-Determined Animal Science project.
- c. This is a category of still life exhibits that is (1) the end product of advanced learning in 4-H project areas or (2) exploratory innovative projects that are not covered with the usual project material support. This class should reflect individual endeavor beyond the scope of typical project work. The exhibit may be the actual product of the project (e.g., rebuilt diesel engine - Mechanical Science exhibit), or may be a visual presentation of the work done (e.g., photos of steps in cleaning oil from waterfowl, and accompanying information - Environmental Stewardship.) Any posters prepared as part of this class will be judged.
- d. Notebooks will not be accepted as the lone exhibit of the project. Notebooks may accompany the completed exhibit in order to document activities in the project. They should enhance the presentation of the exhibit - not be the primary exhibit. Notebooks are not judged as a part of the presentation.
- e. All large entries must receive prior approval from the fair manager because of space limitations.