

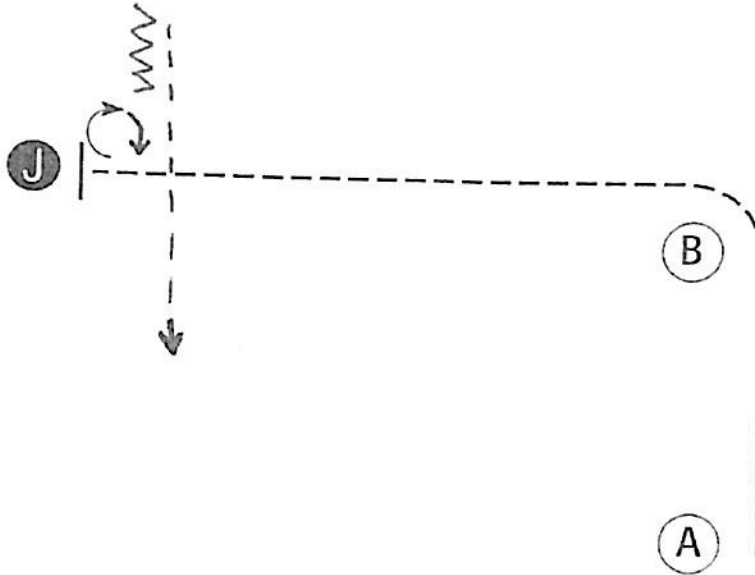
Showmanship - Senior, Intermediate, & Junior

Show Date: 7/23/2022

Class: 1A-C

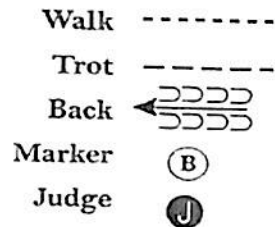
www.HorseShowPatterns.com

www.HorseShowPatterns.com



Be ready at A.

1. Walk from A to B.
2. At B, trot to judge.
3. Stop and set up for inspection.
4. When dismissed, turn 270 degrees.
5. Back 4 steps.
6. Trot away.



Pattern Provided by:

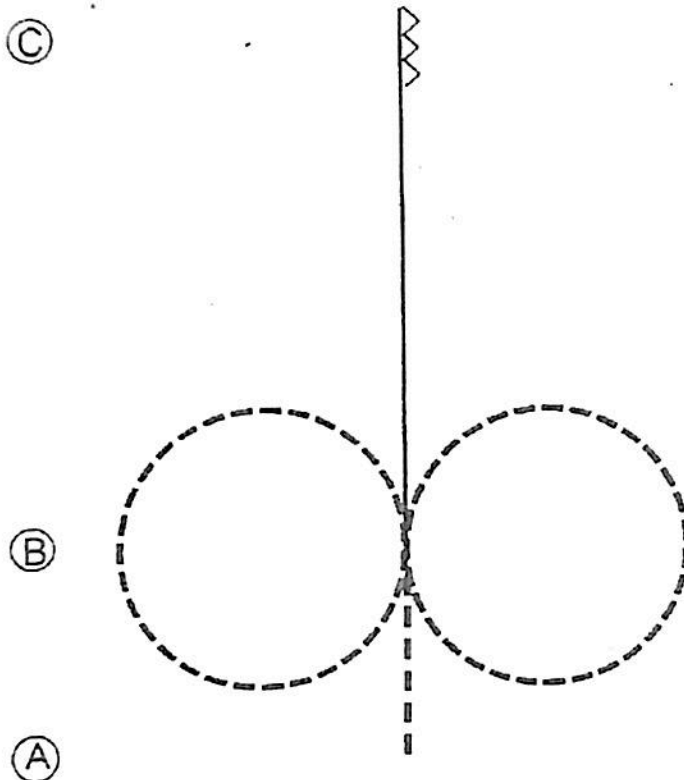
[S/WT-11]

# English Equitation <sup>⊛</sup>W/T

Classes: 3 A-F

Date: 7/23/2022

Senior  
Intermediate  
Junior



1. Be ready and in position to begin your pattern
2. At marker A begin at a posting trot.
3. At marker B, start a figure 8 going to the right first.
4. After closing figure 8, pick up right lead. <sup>⊛</sup>
5. Canter to marker C, halt and back 5 steps.

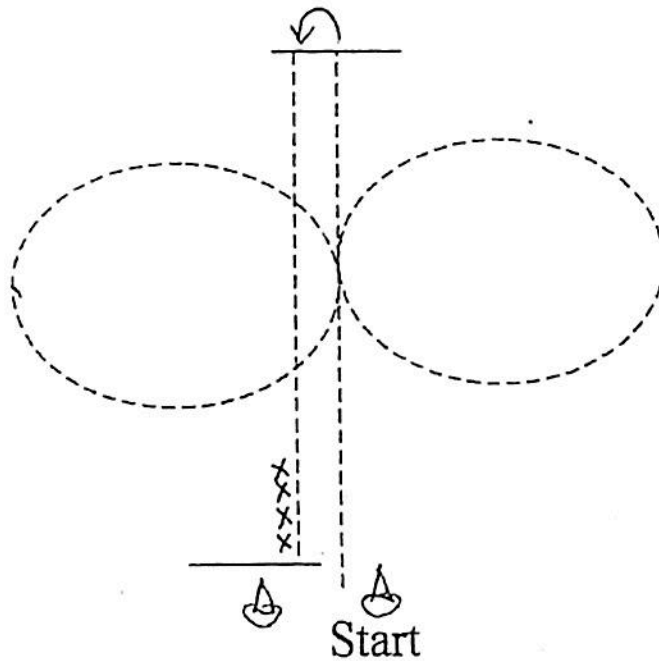
<sup>⊛</sup> W/T class: Continue trot to marker C.

By Heidi Masengale ☺

# Reinsmanship

Class 8 A-C

Date: 7/23/2022 and  
7/24/2022



- Starting at cones, trot to center of arena, and trot one figure eight. Stop.
- Pivot 180 to the left, and trot back to cones. Stop. Settle horse for 5 seconds.
- Back horse 4 steps and return to forward position.

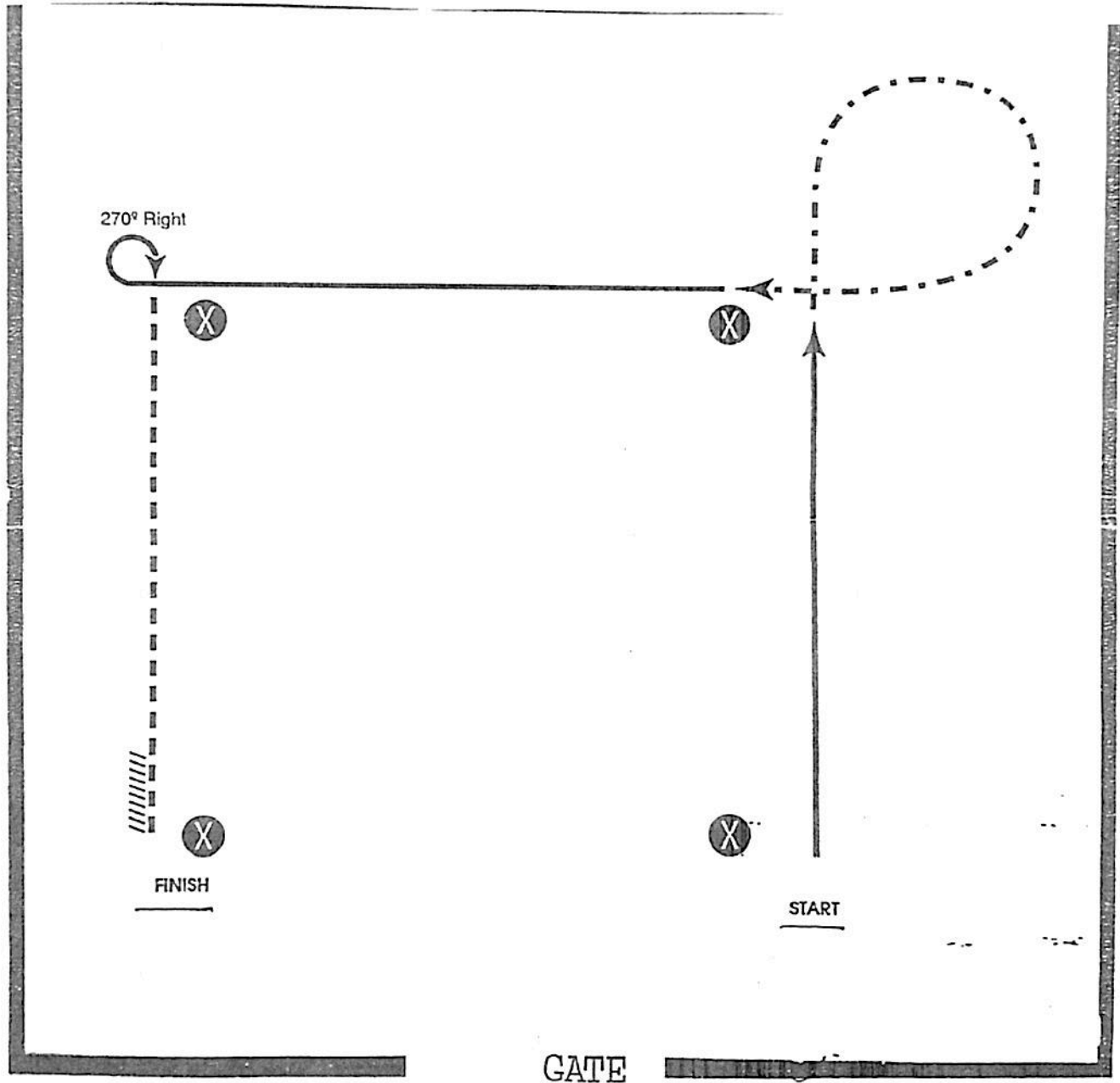
# Western Equitation HORSEMANSHIP

(Stock Seat Equitation)

Senior, Intermediate, &  
Junior

Class: 10 A-C

Date: 7/23/2022

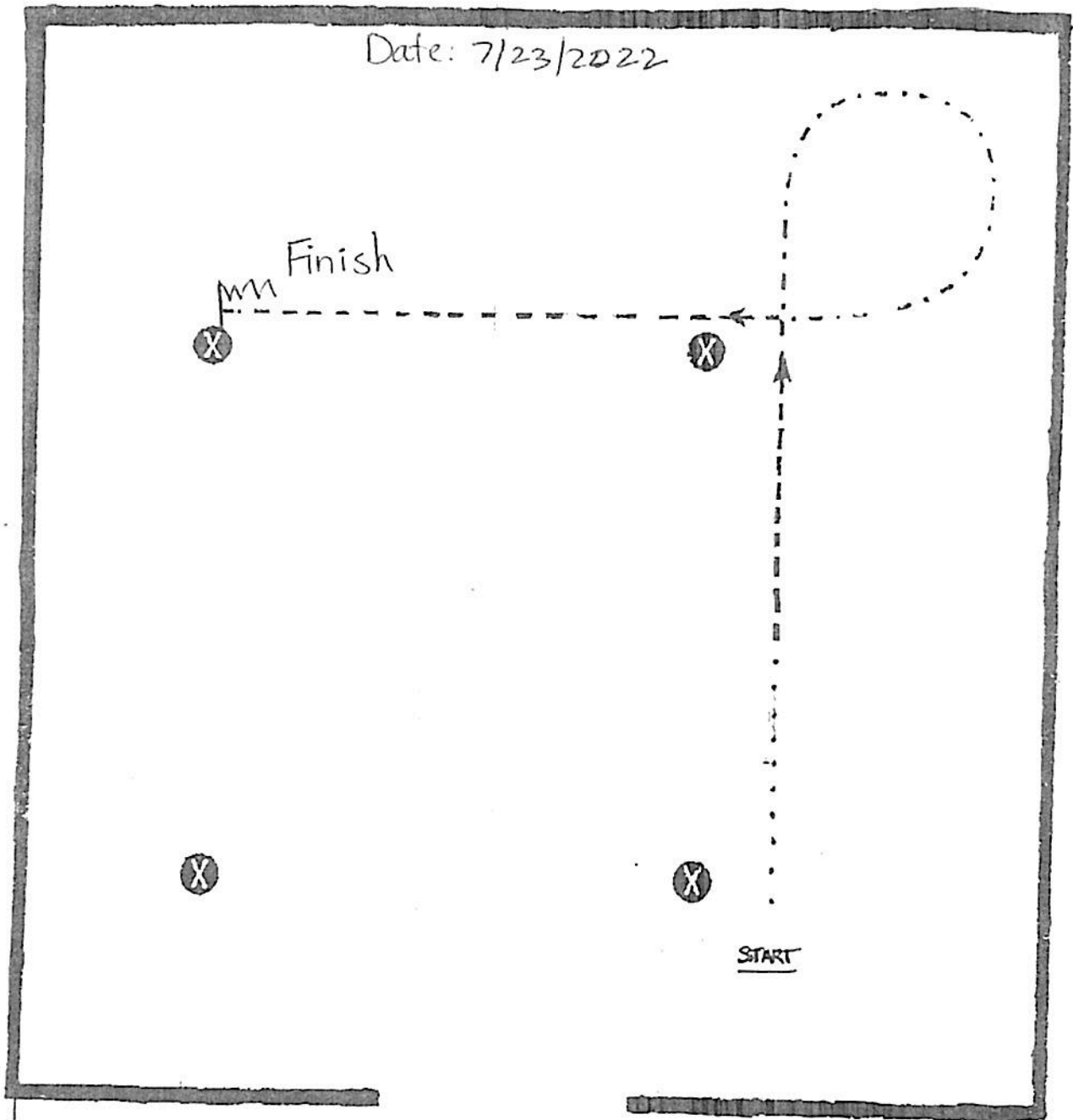


- 1 Begin on right lead & lope to second marker
- 2 Break to extended trot & trot right circle
- 3 Pick up left lead & lope to third marker
- 4 Stop. Do 270° turn to right
- 5 Jog to fourth marker
- 6 Stop & back

By: Heidi Masengale ☺

# Western Equitation Horsemanship w/T Class # 10 D-F

Date: 7/23/2022

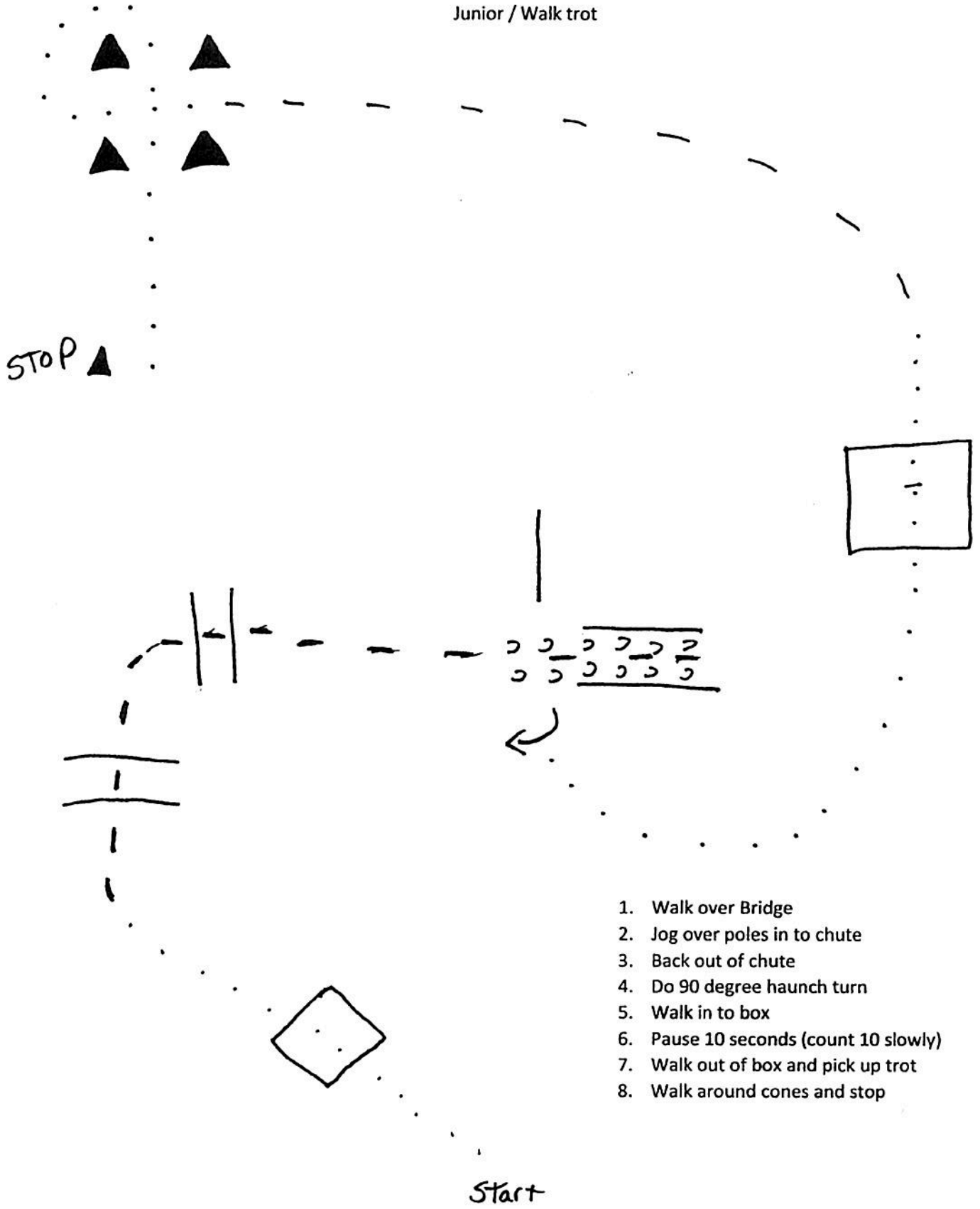


1. Begin at walk, at 1/2 way mark, pick up jog & continue to 2<sup>nd</sup> cone.
2. Pick up extended jog & complete a Right Circle.
3. When at 2<sup>nd</sup> marker again drop to regular jog and continue to 3<sup>rd</sup> marker.
4. Stop at 3<sup>rd</sup> marker and back 5 Steps.

Finish

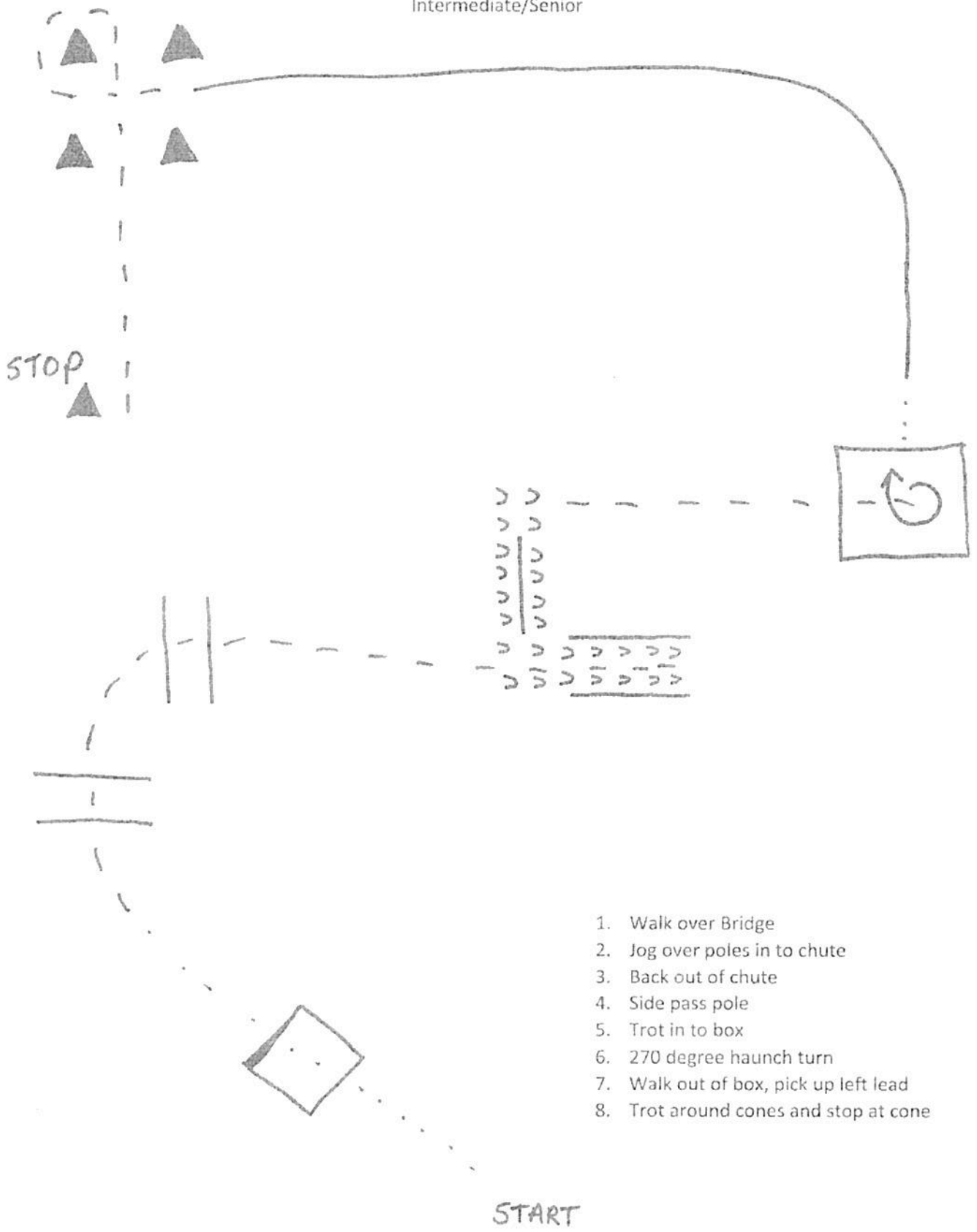
By: Heidi Masengale ☺

Junior / Walk trot



1. Walk over Bridge
2. Jog over poles in to chute
3. Back out of chute
4. Do 90 degree haunch turn
5. Walk in to box
6. Pause 10 seconds (count 10 slowly)
7. Walk out of box and pick up trot
8. Walk around cones and stop

Intermediate/Senior



1. Walk over Bridge
2. Jog over poles in to chute
3. Back out of chute
4. Side pass pole
5. Trot in to box
6. 270 degree haunch turn
7. Walk out of box, pick up left lead
8. Trot around cones and stop at cone