

Chelan/Douglas Horse Show Guide

2022

The Bi-County Horse Council has been working hard to make some exciting new changes to our program for the 2022 year.

4-H Program Assistant

Michelle Lain
michelle.lain@wsu.edu
509 667-6540

Horse Program Leader

Linda Simon

Performance Show Chairman

Vacant

Gaming Show Coordinator

Vacant

First off, we've chosen to continue daily registration fees that will cover the entire day's classes/events, no matter if you are doing Performance classes, Gaming events or both. Just pay the one fee of \$20 and do all the entire day's events if you enroll early, or \$30 the day of the event! With new office staff, it is important to register early so we can be better prepared for the show. Entry fees will be refunded if the show is cancelled or if the contestants cannot attend due to extenuating circumstances.

Secondly, we're continuing the Best in Show award this season for each age division and discipline at each of our qualifying Bi-County Horse Shows. The Best in Show award will be based on the accumulated points for the day's classes/events, with showmanship points being worth double. Winners will be recognized at the end of the show and receive a rosette ribbon for their efforts. It is a great time to try a new class!

So, set those individual goals and let's make this season the best one yet!

We're looking forward to seeing you all at the shows.
Giddy up and kick the dust up!

4-H Horse Council:

President

Laura Reichlin

Vice President

Janey van den Broek

Secretary

Linda Simon

Treasurer

Heidi Swoboda

SPECIAL THANK YOU

The Bi-County 4-H Horse Show Series offers a heart-felt THANK YOU to the following businesses and individuals who have donated their personal time, knowledge and/or financial support to the continued success of this Series:

Appleatchee Riders
NCW District Fair
Grant County Fair
Red Tail Canyon Farm

A special THANK YOU to the parents, guardians and family members of the 4-Her's who participate in our horse shows. Time is precious and we appreciate the time you give to your 4-Her in supporting them emotionally and financially while transporting them and their 4-legged partners!!

GENERAL RULES

1. All horses competing in the Bi-County 4-H Show Series must have their **Horse Certificate on file with the WSU Chelan County 4-H Extension Office by April 1st**. Exceptions for special circumstances may be granted after April 1st by contacting Michelle Lain at 509-667-6540 or by email at michelle.lain@wsu.edu.
2. Bi-County 4-H Show Series will strictly follow the Washington State Extension's 4-H Horse Contest Guide PNW574 (copyright September 2015) with regard to all rules and regulations.
3. Show management and/or the judge reserves the right to dismiss any youth or party from any 4-H class/show for any misconduct or lack of sportsmanship, infractions of the ground rules, and/or class rules for 4-H contests as stated in the current 4-H Horse Contest Guide PNW574. Exhibitors will forfeit all awards received at the show.
4. **A parent or appointed adult guardian is REQUIRED to remain on the grounds during the ENTIRE 4-H Horse Show.**
5. RIDERS must wear an approved helmet in all their mounted classes and driving classes. The helmet must be properly fitted with the harness engaged and properly fastened according to manufacturer's instructions. It is recommended that 4-H'ers wear their ASTM/SEI helmets any time they are around their horse. Cowboy hats are allowed in showmanship class, and in-hand trail (if shown in Western apparel).
6. Exhibitor's number may be worn on their back or on both sides of blanket/pad.
7. A horse not under control may be dismissed from the ring.
8. Horses should be bathed, clipped, groomed and in good health. A visibly ill or unsound animal may be dismissed from participation by show personnel or at the judge's discretion. Humane treatment of all animals is required. Exhibitors are expected to treat their animals with respect and provide for their continuous well-being through proper feeding, handling, disease prevention, sanitation, and attention to safety.
9. No one is allowed to coach contestants while the contestants are in the show ring.
10. The show arena is off-limits to everyone except working show personnel or during an emergency.
11. The Judge's decision is final in all classes.
12. Attitude is scored. Exhibitors should show confidence and pride in themselves and their animals. They should be good sports. Contestants are judged at all times when in the ring.
13. Only 4-H members may ride, groom, school, or handle a horse while on the show grounds. Members may have assistance with saddling and bridling if needed. Anyone may have assistance for safety reasons.
14. Ribbons will be awarded thru eighth (8th) place. 4-H uses the Danish System of awards therefore, indication of blue, red and white place may be announced.
15. English show clothes and equipment are required for English classes. Western show clothes and equipment are required for Western classes. At the Judge's discretion, short sleeved shirts may be worn during hot weather.
16. **Horse Possession** - 4-H horses in the possession and care of a trainer must be returned home no later than 30 days before the first Bi-County horse show in which the horse is to be ridden. It must remain in the possession and care of the member until shows and fairs are over. Members may not change horses after the last enrollment and certification deadlines except in rare cases.
17. Members wishing to change horses must petition the Bi-County Horse Council in writing for permission.
18. Persons with a disability requiring special accommodations while participating in this program may call WSU Chelan County Extension, 509-667-6540 or email: michelle.lain@wsu.edu. If accommodation is not requested at least five days in advance, we cannot guarantee availability of the accommodation.
19. **REGISTRATION FEES for the 2022 Show Series:**
Early Bird Registration - **\$20.00** per rider for all day. (*Entry form and fee must be postmarked 1 week prior to show date*)
Late or Day of Show Registration - **\$30.00** per rider for all day.
20. For a show to count for fairs, the member must complete Showmanship and three (3) other classes in the same discipline at the same show.

4-H HORSE SHOW ETIQUETTE

Before the Show

- Practice - If you expect to do well at a show, you have to do well at home first. You should have practiced everything that you expect to do at the show. This includes loading/unloading from the trailer.
- Be Early - If you feel rushed, tensions will grow and your horse will notice your negative body language. You should plan on arriving at least an hour before the judges' meeting.
- Attend the Judges' Meeting – This is your chance to hear what your judges have to say and to ask any questions you might have.
- Follow the Rules - All 4-H rules, including tack rules, apply from the time you arrive on the show grounds. If you arrive early, ask permission before you take your horse into the competition arenas.

WARM-UP ARENA ETIQUETTE

Supervision

- You must have an adult or senior member watching you when using the warm-up arena or when using the main arenas during off hours. One adult can monitor several riders.
- Parents and leaders should help from the sidelines rather than inside the arena. Riders should never stop in the track next to the fence to speak with someone.

Entering & Exiting

- Close the gate after you enter or exit the warm-up arena. A gate person will open/close the show arena gate.
- As you enter, start riding on the same rein (direction) as the majority of the horses in the arena.
- Be careful not to cut off another rider.

Stopping & Standing

- Never mount or dismount on the rail. Move to the center or out of the arena.
- Look behind you before stopping suddenly. Avoid stopping and backing on the rail if at all possible.
- If you are having difficulty with your horse and must stop, move to the center of the arena out of the way of other riders.
- It is never a social time when in the arena. It's unfair to make your horse stand in a busy, high traffic area while you socialize and it's dangerous to other riders.

Sharing the Arena

- Slower gaits take the outside track. Pass on the inside track.
- When turning, check your "rear view" first.
- Announce your intentions telling other riders what you plan to do: "Passing on your left".
- Take care when using your whip. Other horses may react more enthusiastically than your own. Do not use your whip in a manner that frightens or touches other horses.
- Cue quietly: Voice commands, kissing, smooching to cue your horse should be done quietly and away from other horses to avoid accidentally cueing another rider's horse.
- Perform schooling and warm-up routines with a purpose: do not meander around the arena or park yourself in the riding arena.
- Remember that warm up arenas are for the competitors preparing for the upcoming classes. Others should give these competitors priority.
- Never lunge your horse in an arena where horses are being ridden. Lunging is only allowed in designated areas at designated times established by show management. Horses being lunged should be given plenty of room to allow for unexpected bucking and kicking, should it occur.

Passing & Spacing

- Left shoulder to left shoulder - If you are riding in a ring where horses are traveling in opposite directions, remember this rule. Left shoulder to left shoulder. As you approach someone coming straight at you, pass on the side that enables your left shoulder to be adjacent to their left shoulder.
- Keep at least one horse length from any other horse.
- If you are overtaking horses, pass to the inside with care and plenty of clearance. Another option would be to make a large circle back to the inside or cut across the arena to avoid passing.
- Never pass between the rail and another rider on the track. Always pass on the inside and pass wide.

Emergencies

- If your horse kicks, put a red ribbon in its tail. Unruly horses should be removed from the arena immediately.
- In an emergency "HALT" or "HOLD HARD" may be called out and the whole arena should halt. If you dismount be sure your reins are removed from the horse's neck so you have full length for control.
- In case of emergency - know where the nearest phone and emergency number and first aid kit are.

Other Stuff

- Do your schooling in a positive manner - do not school if you are angry.

- Be polite. Foul language is never tolerated.
- No Smoking on the grounds. This includes vaping products.
- No talking on cell phones or texting while riding. Cell phones are not permitted by riders mounted on their horses. This includes texting, calls, and taking photos.

Waiting for your Class

Listen – The announcer will give you warnings to help you get to your class on time. Here’s what they mean...

- **First Call** – It’s getting close to your class time. Make sure your horse is tacked and you are ready to go.
- **Second Call** – It’s time to go to the ring. Head over promptly and check in with the gate steward. Tell them your back number and then stay close and wait for your class.
- **Third Call** – Your final warning. By now you should be waiting ringside for your class to go in. Watch the gate steward and follow their directions.

Be Polite – Don’t hover around the gate. Leave room for others to check in and for the current class to exit the arena.

Stay Back – You, and anyone with you, must stay 3 feet back from the arena fence at all times.

SHOW RING ETIQUETTE

Entering the ring - Members should be courteous and alert and follow instructions given by the judge or ring steward, including entering promptly when a class is called. Sometimes you will be asked to walk in or trot in. As you enter, be aware of the direction that the horses are traveling and yield to anyone that is about to be in your path.

Gate hold - If an exhibitor needs a “gate hold” (delay of class) for equipment change, he or she must request this before the class is called to enter into the arena. Delays may be penalized at the judge’s discretion.

Proper way to pass - Almost always pass on the inside. It is dangerous to put your horse between another horse and the rail while passing. While passing, allow enough room for the horse you are about to pass from the side, front and back. As you pass, look over your shoulder and make sure you have left a reasonable distance. Do NOT cut off the horse you just passed. An exception to the pass on the inside rule is in driving classes. In driving, smaller slower drivers should stay on an inside track and leave the rail for the bigger, faster horses.

Coming off the rail – If horses are getting all bunched up in the class, it’s okay to cut across the arena or circle to allow more distance between horses. Make sure you don’t crowd other horses, the ring steward, or the judge. It is not appropriate to cut in between another rider and the judge.

Proper distance - Always try to keep at least one horse distance between you and the horse in front of you. Keep a safe distance, usually two horse widths, as well from the side so no animal or rider is kicked or bitten.

Problem horse - If your horse acts up and becomes unmanageable, go to the center of ring, dismount and ask if you can leave the arena. This is the safest thing to do for all participants. Please do not use a show to “school” your horse.


Lining Up – At the end of your class, you will be asked to line up facing the ring steward. The steward will stand with their arms outstretched. You should immediately move your horse so that you are facing the steward in the center of the arena. You will be making a side by side line with the other riders. Leave at least two horse widths between you and the horses next to you. Try to make sure your horse’s front feet are in line with the other horses. Your horse must stand quietly.

Exiting the Arena – When you are dismissed, walk out of the gate and go across the space until you are clear of the gate area. That leaves room for others to get out and the next class to get in.

AFTER YOUR CLASS

Receiving your award - No matter what place you receive, accept your award with a smile and gratitude. The judge’s decision is final and whether you agree with them or not, it is their decision. Another day the outcome could be very different. You should have a “roll with the punches” attitude. You only have control over your performance, not the performance of others and certainly no control over all the various elements of the environment. Do your best, leave the rest....

Keep Calm - Please do not get angry at your horse, yourself, your parents, your leader, the judge or other exhibitors. The scene that you create has a lasting impression on those around you, not to mention how you feel after it is over. Your horse may wonder why he should try so hard to get it right or please you the next time if you get mad at him at the show. Win or lose, congratulate all the other exhibitors. Remember, these are the same friends that you made while working side by side on your horse project.



CLASS DESCRIPTIONS

Showmanship—**REQUIRED FOR BOTH PERFORMANCE & GAMING** - English and Western – Handler is to demonstrate ability to lead, turn, set-up, and move animal as the judge directs. The Judge may ask for additional tests. Judged 25% on handler, 25% on horse and equipment, and 50% on the ability of handler to show horse to its best advantage. NO whips allowed in class. Snap must face out when using chain run up the side of the cheek. See 4-H Contest Guide (PNW574) for further details.

Walk/Trot for Performance Classes and Gaming Events – English and Western – All Age Divisions – Classes are intended for combinations of beginner rider and/or horse, for a maximum of 2 years. Challenges to entries will be accepted at the WSU Chelan County 4-H Extension Office and will be determined by the Horse Program Leader. No cross entries with any class requiring a canter/lope. Classes are shown both ways of the arena at a walk and jog/trot/intermediate gait only. Judged on hands, seat and legs and the ability to handle the horse.

PERFORMANCE

English Equitation – Hunt Seat/Saddle Seat/Dressage Seat – The equitation rider is judged on seat, hands, legs, and balance. The response of the horse to the rider, temperament of the horse to rider, and attitude of horse may also be considered by the judge. Contestants shall enter the ring at a trot and shall proceed at least once around the ring at each gait (walk, trot/intermediate gait, and canter) and, on command, reverse and repeat gaits. May be asked to back and additional pattern work by judge if requested. Scoring percentages: 15% member & appointments, 35% seat & hands, 50% performance. Half chaps are allowed.

English Pleasure—Hunt Seat/Saddle Seat/Dressage Seat—Horse will be judged on performance and ability to give a pleasurable ride with emphasis on manners and gait. Class to enter at a trot and be worked both ways of the ring at each gait. Horse may be asked to back and/or execute any appropriate test the judge deems necessary.

Stock Seat Equitation – CHAPS ARE PROHIBITED. The equitation rider is judged on seat, hands, legs and balance. The response of the horse to the rider, temperament of horse to rider, and attitude of horse may also be considered by a judge. Contestants shall enter the ring at a walk or jog/intermediate gait and shall proceed at least once around the ring at each gait and reverse to repeat gaits. Horses will be required to back a straight line and stand quietly. Horses 5 years and under may show in snaffle or bosal and use 2 hands. Additional pattern work may be requested. Scoring: 15% member and appointments, 35% seat and hands, 50% performance. See 4-H Horse Contest Guide (PNW574) for further details.

Western Pleasure—CHAPS MAY BE WORN. To be shown at a walk, jog/intermediate gait, and lope, both ways of the arena. To be judged on performance and ability to give a pleasurable ride with emphasis on manners and gait. Horses 5 years and under may show in snaffle or bosal and 2 hands used.

Reinsmanship (Driving class)-Judged as an equitation class on hands, proper harnessing and hitching, and correct driving techniques. The driver should be able to change gaits quickly, smoothly, and unobtrusively while always maintaining contact and using correct driving techniques. Drivers enter and line up, with headers, for inspection by the judge. Drivers proceed on the rail at the direction of the judge, and work both directions at a flat-footed walk, slow trot/jog, working trot/jog, and strong trot. The reverse will be executed on a diagonal at a walk. Scoring: 35% Driver, 35% Appointments, 40% Performance. A pattern is required. See 4-H Horse Contest Guide (PNW 574) for further details.

Pleasure Driving-Horse should have the same general qualities as the pleasure saddle horse. Special emphasis is placed on the flat-footed walk and the pleasure-ability of the rider for the driver. The horse should be in balance with a head and carriage typical of its breed or type, should be light-mouthed, and have a free way of moving. At all gates, it must work in form. The traces should be steady at all times, demonstrating consistency of forward motion and that the horse is pulling from the traces, not from the mouth or saddle. Extreme speed and/or extreme high action due to the horse's length of food, pads and/or weighted shoes will be penalized.

Bareback Equitation – English or Western – CHAPS ARE PROHIBITED. Horses to be worked both ways of the arena at a jog/trot or intermediate gait, and lope/canter on the correct lead, and on the judge's command, reverse and repeat. Western riders to sit the jog; English riders must post the trot. Individual tests may be requested by Judge. Riders will be judged on hands, seat, and suitability of horse to rider. See 4-H Horse Contest Guide (PNW574) and the 4-H Project Guide (PNW587) for additional tests.

Disciplined Rail – English or Western – CHAPS ARE PROHIBITED. This class tests the skills of both the horse and rider as they execute specific gaits, transitions, and/or movements as requested by the judge. The horse should do what the rider asks with the least possible effort on the part of the rider and least amount of resistance from the horse. The rider will be judged on correct posture, smooth gait transitions, and effective use of aids, with special emphasis on light hands. The performance of the horse is not to be considered more important than the methods used by the rider in obtaining that performance.

Trail – English or Western -- To be shown over and through obstacles at a walk, trot/jog/intermediate gait, and canter/lope as directed by the judge. For recommended obstacles, see 4-H Horse Contest Guide (PNW574) for details. Entry judged on responsiveness, willingness, and general attitude. Walk/Trot Trail participants will not be required to canter/lope. Course difficulty may vary based on age division.

GAMING

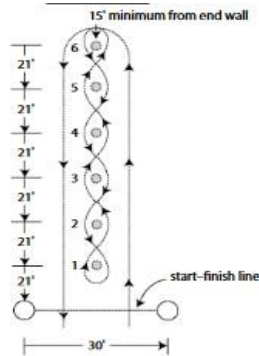
Breast collar, round reins, Western long-sleeve shirts, full length pants and boots are required. Belts are optional.

Riders MUST acknowledge the judge before starting and after completing the course. Protocol for acknowledging the judge is as follows:

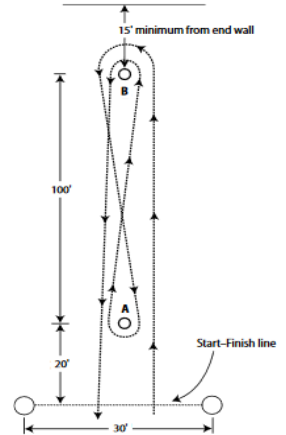
- At the start, the rider must control the horse and wait for the judge's signal to begin.
- Before the exit, the rider must have the horse under control, be mounted, face the judge, and wait for the judge's signal to exit.

Re-runs are run after the last rider in that event. Acceptable reasons for re-rides are timing device failure, course obstruction, or incorrect course measurement as determined by the judge.

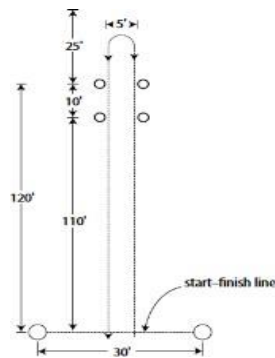
Pole Bending – The rider crosses the start line, travels to pole number 6 (farthest from the start line), bends back through the poles, turns, bends through the poles to number 6, turns and travels across the finish line.



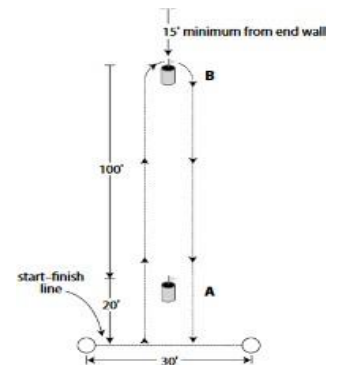
Idaho Figure 8 – The rider crosses the start line, rides down the side of the course (side optional) to pole B (the end pole farthest from the start line), turns pole B, rides to pole A, turns pole A in the opposite direction, rides back to pole B, turns pole B in the opposite direction of A, and rides across the finish line, completing a figure 8 pattern.



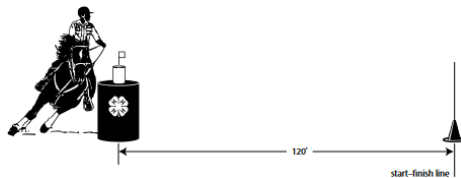
Key Race – The rider travels between the 4 square poles across the turning plane, turns, reverses course through the poles and finishes.



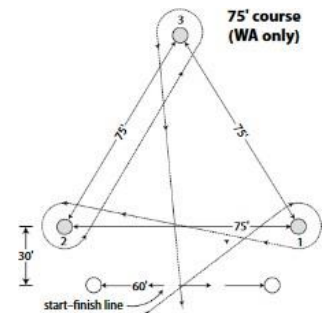
Two-Barrel Flag Race – The rider crosses the start line, rides to/past container A (side optional), and takes the flag from the container A; then, while riding around container B, the rider places the container A flag into the container B and picks up the container B flag; the container B then goes into container A as the rider passes; the rider finishes by crossing the start-finish line.



NSCA (International) Flag Race – The rider crosses the start-finish line, goes down and around the barrel in either direction, picks up the flag, and carries the flag back across the start-finish line. Dropping the flag before crossing the finish line is a disqualification.



Texas Barrels – The rider crosses the starting line, circles the No. 1 barrel to the right, crosses to the No. 2 barrel, circles it to the left, rides to the No. 3 barrel, circles it to the left, and travels across the finish line. (The rider may choose to start at No. 2 barrel and then go to No. 1 barrel instead).



MEDALS PROGRAM

PERFORMANCE

The Bi-County Performance Horse Show Series will be offering a Medals Program for Senior and Intermediate 4-H members participating in the Horse Project.

There shall be (3) classes of medal competition:

- STOCK SEAT EQUITATION
- ENGLISH EQUITATION
- SHOWMANSHIP

Each class shall offer three (3) levels of competition:

- BRONZE
- SILVER
- GOLD

Class Procedures:


Individual performance (test) shall be required in all Medal classes.

Qualifications for participation in Medals Program Series:

To be eligible for the first level (Bronze) Medal Competition, a Bi-County 4-H member must earn two (2) Blue Danishes in the corresponding class (i.e., stock seat equitation) in the Bi-County 4-H Horse Show Series.

When an Intermediate member graduates to the Senior division, his/her 2 qualifying blues will carry over, but they will begin again by attempting to earn the Bronze medal in the Senior age division.

Pattern books for medal classes will be available at the WSU Chelan County 4-H Extension Office or on their website at <https://extension.wsu.edu/chelan-douglas>. You may begin practicing patterns BEFORE you qualify.



BEST IN SHOW



Our Bi-County Horse Council is excited to continue offering the **Best of Show** award this year. It will be awarded at the end of each of our qualifying Bi-County horse shows. Points will be awarded during the show based on the contestant's placement in each class/event and based on the number competing in that class/event. For example: In a class of 5 contestants, if the rider places 1st, they will earn 5 points; 2nd place earns 4 points, 3rd place earns 3 points, etc. Those participating in more classes/events during the day, have a better chance of earning this award. Polish upon those showmanship skills because points earned for showmanship will be doubled and added to the overall daily point tally for this award. Those with the most total daily points in their division, per discipline (Performance & Gaming), will earn a Best in Show award for that show per age group.

FAIR QUALIFICATIONS

NCW DISTRICT FAIR AND/OR CHELAN COUNTY FAIR

To qualify under 4-H, a member must:

- Participate in the current year with his/her project horse at a minimum of:
2 Bi-County 4-H Horse Shows that count **OR**
1 Bi-County 4-H Horse Show and 1 other 4-H sponsored horse camp/schooling show/clinic

To do both Gaming & Performance classes at fair, a member must meet the minimum qualifications in each discipline.



WASHINGTON STATE FAIR

Chelan/Douglas is typically allotted up to 3 slots in both intermediate and senior divisions at Washington State Fair in Puyallup every September.

To qualify, a member MUST:

- Give a demonstration at the Bi-County Demonstration days;
- Submit for review an up-to-date 4-H Record Book (including Permanent Record) by August 15th, to the WSU Chelan County 4-H Extension Office;
- Have completed Advancement Steps 1 thru 4 and turned in for review to the WSU Chelan County 4-H Extension Office;
- Be in good standing with member's club;
- Receive a blue standing in at least one of the two criteria to go to state. Remember that a blue standing means you have had 2 blues in that class/event during qualifying Bi-County 4-H Horse Shows. For each class/event (performance and gaming), a score will be given to 1st-8th places and point values will be assigned to each place. Points from each show year will be turned into the WSU Chelan County 4-H Extension Office for record keeping purposes regarding State 4-H qualifications. Class totals from a member's two (2) best shows will count in determining their participation in the "Bi-County 4-H Horse State Team."

Washington
**STATE
FAIR**

The state qualifications are ranked as follows:

- Blue Showmanship, Blue Equitation/event;
- Blue Showmanship, Red Equitation/event;
- Red Showmanship, Blue Equitation/event.

Any red/red or white ribbons do not qualify for state fair.

Qualifying riders will be notified and then must be registered for state fair in August. If all requirements cannot be met before August 16th, your spot will be forfeited, and the next rider will be contacted.

END-OF-YEAR HIGH POINT AWARDS

To be considered, a member must:

- Attend a minimum of two (2) shows, that count, with the same horse/rider combination

The Show Series Coordinator, or their designee, will keep track of points from each discipline and each show. Daily show points will be taken from the Showmanship Class, plus best of three (3) of the following classes in the same discipline:

PERFORMANCE

- English Equitation
- English Pleasure
- Reinsmanship
- Pleasure Driving
- Stock Seat Equitation
- Western Pleasure
- Bareback Equitation
- Disciplined Rail
- Trail

GAMING

- Pole Bending
- Idaho Figure 8
- Key Race
- Two-Barrel Flag Race
- NSCA (International) Flag Race
- Texas Barrels

The daily scores from Bi-County shows will be utilized in determining the High Point Award in each division and discipline. (In the event of a tie, the individual Showmanship scores from 2 shows will be considered to break the tie. Should a tie remain, an additional High Point Award will be given.)

Performance Example:

1st place in Showmanship (8 in class) earns 8 points

3rd place in Bareback Equitation (3 in class) earns 1 point

5th place in Trail (9 in class) earns 4 points

2nd place in Stock Seat Equitation (7 in class) earns 6 points

2nd place in English Equitation (6 in class) earns 5 points

For a combined daily total of 23 points for that particular Performance show (keep in mind the score is figured from Showmanship plus best scores from top three (3) other classes. The Bareback Equitation was the lowest in points earned so it wasn't counted in the example).

Awards will be given in each division (Walk/Trot Junior, Walk/Trot Intermediate, Walk/Trot Senior, Junior, Intermediate, and Senior)



2022 CALENDAR

**** HORSE CERTIFICATES DUE into the WSU Chelan County 4-H Extension Office by no later than APRIL 1ST ****

Qualifying Bi-County 4-H Horse Shows

Saturday, May 14 th	TBD	Grant County Fairgrounds
Sunday, May 15 th	TBD	Grant County Fairgrounds
Sunday, June 12 th	Performance & Gaming Shows	Appleatchee Riders Grounds
Saturday, July 23 rd	Performance & Gaming Shows	Appleatchee Riders Grounds
Sunday, July 24 th	Performance & Gaming Shows	Appleatchee Riders Grounds
Saturday, August 6 th	Performance & Gaming Shows	NCW Fairgrounds-East gate (by horse arena)
Saturday, August 7 th	Performance & Gaming Shows	NCW Fairgrounds-East gate (by horse arena)

4-H Sponsored Horse Camps/Clinics/Schooling Shows/Other Opportunities

June 23 rd	Ranch Horse Clinic	Yakima
June 27-28	Ponderosa Club Clinic	Chelan County Fairgrounds
TBD	Appleatchee Club Clinic	Appleatchee
June 24-26 th	Washington State Junior Horse Show	Yakima
March 27 th 12:30-3pm	Tack/Show Clothes Swap	1800 Pitcher Canyon, Wenatchee about 1.5 miles up
12:30-1pm set-up	(Free Swap) If you have a high dollar item, please bring flyers with your item.	

Bi-County Demonstration Days

Monday, April 11 th	Bi-County Demonstration Day	5-8pm, Online or In-Person at 4-H office
Wednesday, May 18 th	Bi-County Demonstration Day	5-8pm, Online or In-Person at 4-H office
Tuesday, June 21 st	Bi-County Demonstration Day	5-8pm, Online or In-Person at 4-H office
Saturday, June 25 th	Bi-County Demonstration Day	10am-1pm, Online or In-Person at 4-H office
Thursday, July 14 th	Bi-County Demonstration Day	5-8pm, Online or In-Person at 4-H office
Wednesday, July 27 th	Bi-County Demonstration Day	5-8pm, Online or In-Person at 4-H office
Tuesday, August 2 nd	Bi-County Demonstration Day	5-8pm, Online or In-Person at 4-H office

Fairs

August 16-20 th	Grant County Fair	Grant County Fairgrounds-Moses Lake
August 24-28 th	NCW District Fair	Waterville
September 8-11 th	Chelan County Fair	Cashmere
September 8-11 th	Okanogan County Fair	Okanogan County Fairgrounds
September 1-25 th	Washington State Fair	Washington State Fair Events Center – Puyallup



VOLUNTEERS ARE NEEDED to help the shows run more efficiently. Without them, the day ends up being much longer than it needs to be. There's no experience necessary. We'll be happy to train you!

BI-COUNTY HORSE SHOWS

****Registrations must be received by 8:00 am****

8:00 am – Mandatory Orientation Meeting with the
Judge 8:30 am – Senior Showmanship Class
BEGINS!!



PERFORMANCE CLASSES

- 1A. Showmanship, Senior
- 1B. Showmanship, Intermediate
- 1C. Showmanship, Junior
- 2A. Showmanship, MEDALS CLASS, Senior *must qualify
- 2B. Showmanship, MEDALS CLASS, Intermediate *must qualify
- 3A. English Equitation – Hunt Seat/Saddle Seat, Senior
- 3B. English Equitation – Hunt Seat/Saddle Seat, Intermediate
- 3C. English Equitation – Hunt Seat/Saddle Seat, Junior
- 3D. English Equitation – Hunt Seat/Saddle Seat, Walk/Trot Senior
- 3E. English Equitation – Hunt Seat/Saddle Seat, Walk/Trot Intermediate
- 3F. English Equitation – Hunt Seat/Saddle Seat, Walk/Trot Junior
- 4A. English Equitation, MEDALS CLASS, Senior *must qualify
- 4B. English Equitation, MEDALS CLASS, Intermediate *must qualify
- 5A. English Pleasure – Hunt Seat/Saddle Seat, Senior
- 5B. English Pleasure – Hunt Seat/Saddle Seat, Intermediate
- 5C. English Pleasure – Hunt Seat/Saddle Seat, Junior
- 5D. English Pleasure – Hunt Seat/Saddle Seat, Walk/Trot Senior
- 5E. English Pleasure – Hunt Seat/Saddle Seat, Walk/Trot Intermediate
- 5F. English Pleasure – Hunt Seat/Saddle Seat, Walk/Trot Junior
6. Fun Class-To be announced if time allows.
- 7A. Disciplined Rail, Senior
- 7B. Disciplined Rail, Intermediate
- 7C. Disciplined Rail, Junior
- 7D. Disciplined Rail, Walk/Trot Senior
- 7E. Disciplined Rail, Walk/Trot Intermediate
- 7F. Disciplined Rail, Walk/Trot Junior
- 8A. Reinsmanship (Driving), Senior
- 8B. Reinsmanship (Driving), Intermediate
- 8C. Reinsmanship (Driving), Junior
- 9A. Pleasure Driving, Senior
- 9B. Pleasure Driving, Intermediate
- 9C. Pleasure Driving, Junior
- 10A. Stock Seat Equitation, Senior
- 10B. Stock Seat Equitation, Intermediate
- 10C. Stock Seat Equitation, Junior
- 10D. Stock Seat Equitation, Walk/Trot Senior
- 10E. Stock Seat Equitation, Walk/Trot Intermediate
- 10F. Stock Seat Equitation, Walk/Trot Junior
- 11A. Stock Seat Equitation, MEDALS CLASS, Senior *must qualify
- 11B. Stock Seat Equitation, MEDALS CLASS, Intermediate *must qualify
- 12A. Stock Seat Pleasure, Senior
- 12B. Stock Seat Pleasure, Intermediate
- 12C. Stock Seat Pleasure, Junior
- 12D. Stock Seat Pleasure, Walk/Trot Senior
- 12E. Stock Seat Pleasure, Walk/Trot Intermediate
- 12F. Stock Seat Pleasure, Walk/Trot Junior
- 13A. Trail Class, Senior
- 13B. Trail Class, Intermediate
- 13C. Trail Class, Junior
- 13D. Trail Class, Walk/Trot Senior
- 13E. Trail Class, Walk/Trot Intermediate
- 13F. Trail Class, Walk/Trot Junior
- 13G. In-Hand Trail

- 14A. Bareback Equitation, Senior
- 14B. Bareback Equitation, Intermediate
- 14C. Bareback Equitation, Junior

GAMING CLASSES

- 15A. Pole Bending – Senior
- 15B. Pole Bending – Intermediate
- 15C. Pole Bending – Junior
- 15D. Pole Bending – Walk/Trot Senior
- 15E. Pole Bending – Walk/Trot Intermediate
- 15F. Pole Bending – Walk/Trot Junior
- 16A. Idaho Figure 8 – Senior
- 16B. Idaho Figure 8 – Intermediate
- 16C. Idaho Figure 8 – Junior
- 16D. Idaho Figure 8 – Walk/Trot Senior
- 16E. Idaho Figure 8 – Walk/Trot Intermediate
- 16F. Idaho Figure 8 – Walk/Trot Junior
- 17A. Two-Barrel Flag Race – Senior
- 17B. Two-Barrel Flag Race – Intermediate
- 17C. Two-Barrel Flag Race – Junior
- 17D. Two-Barrel Flag Race – Walk/Trot Senior
- 17E. Two-Barrel Flag Race – Walk/Trot Intermediate
- 17F. Two-Barrel Flag Race – Walk/Trot Junior
- 18A. NSCA (International) Flag Race – Senior
- 18B. NSCA (International) Flag Race – Intermediate
- 18C. NSCA (International) Flag Race – Junior
- 18D. NSCA (International) Flag Race – Walk/Trot Senior
- 18E. NSCA (International) Flag Race – Walk/Trot Intermediate
- 18F. NSCA (International) Flag Race – Walk/Trot Junior
- 19A. Key Race – Senior
- 19B. Key Race – Intermediate
- 19C. Key Race – Junior
- 19D. Key Race – Walk/Trot Senior
- 19E. Key Race – Walk/Trot Intermediate
- 19F. Key Race – Walk/Trot Junior
- 20A. Texas Barrels – Senior
- 20B. Texas Barrels – Intermediate
- 20C. Texas Barrels – Junior
- 20D. Texas Barrels – Walk/Trot Senior
- 20E. Texas Barrels – Walk/Trot Intermediate
- 20F. Texas Barrels – Walk/Trot Junior

Chelan/Douglas 4-H Horse Show Entry Form

Mandatory Orientation at 8am, Classes begin at 8:30am

Registration forms must be into the office by 8am!

Show Date: _____

Age Group (As of October 1st, 2021): ___ Junior (8-10yrs old) ___ Intermediate (11-13yrs old) ___ Senior (14-18yrs old)

4-H Exhibitor's Name:	Birthdate:	Age Today:
4-H Performance Horse's Name:	Exhibitor Number:	
4-H Gaming Horse's Name:		

Please place an X in the desired classes below

Performance Classes	Senior	Intermediate	Junior	Walk/Trot
Showmanship				N/A
English Equitation				
English Pleasure				
Disciplined Rail				
Reinsmanship				N/A
Pleasure Driving				N/A
Stock Seat Equitation				
Stock Seat Pleasure				
Bareback Equitation				N/A
Trail				
In-Hand Trail				
Fun Class				
Medals Classes	Senior	Intermediate	Junior	Walk/Trot
Showmanship			N/A	N/A
English Equitation			N/A	N/A
Stock Seat Equitation			N/A	N/A
Gaming Classes	Senior	Intermediate	Junior	Walk/Trot
Pole Bending				
Idaho Figure 8				
Two-Barrel Flag Race				
NSCA (International) Flag Race				
Key Race				
Texas Barrels				

I/We hereby agree to hold Chelan/Douglas 4-H Extension, members, officers, leaders, and volunteers completely harmless of responsibility for injury to rider, family member, horse, or damage to equipment that may occur during the entirety of the show. We agree to abide by the local and state 4-H rules and the rules of this show as explained in the Schedule and General Rules. We also agree not to hold any member, officer, leader, volunteer or official of said clubs or organizations responsible for and injury to a spectator or member of our family during the entirety of the show. It is REQUIRED that a parent/guardian remain on the grounds during the ENTIRE 4-H horse show.

Address:	Member Signature:
Phone Number:	Parent/Guardian Signature:
Email:	
Early Bird Discount*: \$20/Day for any/all classes! Must be postmarked 1 week prior to show to Michelle Lain: 400 Washington St. Wenatchee, WA 98801	Date of Show Entry Fee*: \$30
Camping/Stalls must be arranged in advance with the venue if needed. Please contact the venue directly.	Appleatchee: 509-663-3175 NCW Fair: 509-745-8480 Grant County Fair: 509-765-3581

***Entry fees will be refunded if the show is cancelled or if the contestants cannot attend due to extenuating circumstances.**