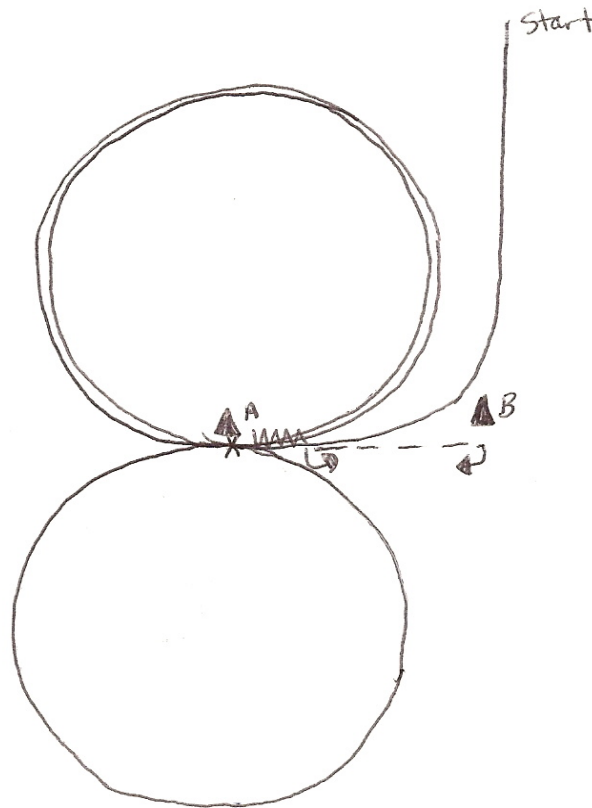


# Bronze Senior Bareback Equitation

1. When acknowledged, pick up the lope/canter down rail and turn to cone A,
2. At cone A lope/canter a complete figure 8 with 2 simple lead changes (3 circles)
2. Square stop from lope/canter at cone A
3. Back one horse length
4. Perform a 180 degree forehand turn to the left, jog/trot out to cone B
5. At cone B stop, perform a 180 haunch turn to the right, acknowledge judge

## KEY

Walk	o o o o
Jog/Trot	- - - -
Lope/Canter	— — — —
Back	w w w w
Turn	↶ ↷
Cone	▲
Lead change	X

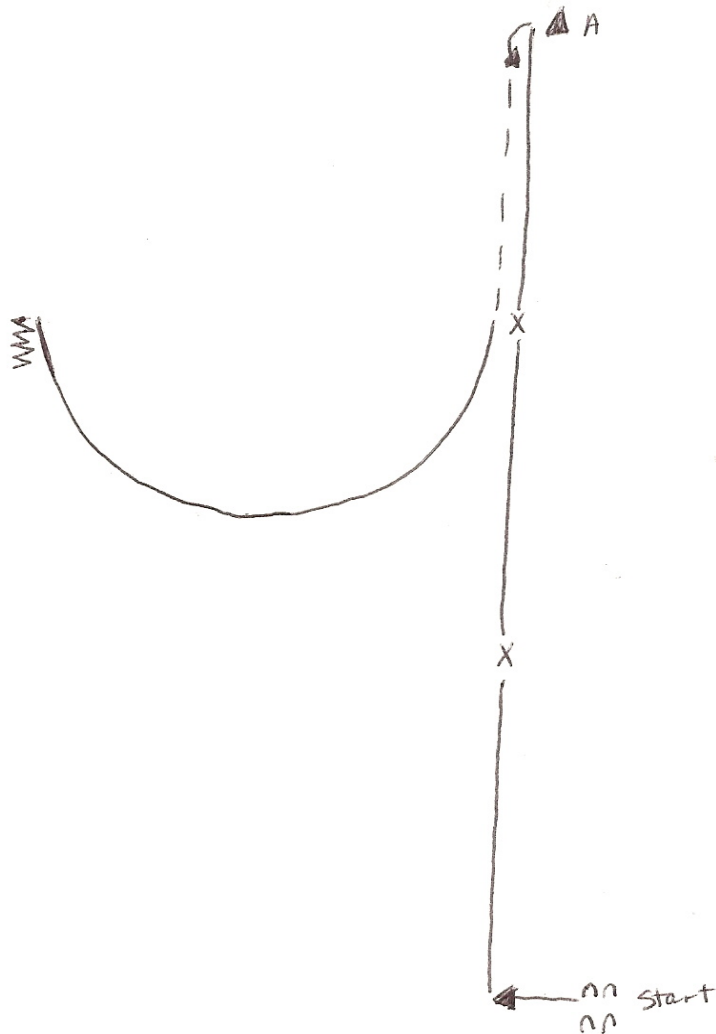


# Silver Senior Bareback Equitation

1. When acknowledged, side pass to the left five steps
2. Pick up the left lead
3. Perform two simple lead changes before you reach cone A
4. Stop, at cone A, perform a 180 degree haunch turn to the left and jog/trot out
5. 1/3 way back lope/canter on the left lead and perform a 1/2 circle to the right
6. Stop and back up 4 steps, acknowledge judge

## KEY

Walk	••••
Jog/Trot	- - -
Lope/Canter	—
Back	www
Turn	↗
Cone	▲
Side pass	↖↗→
Lead change	X

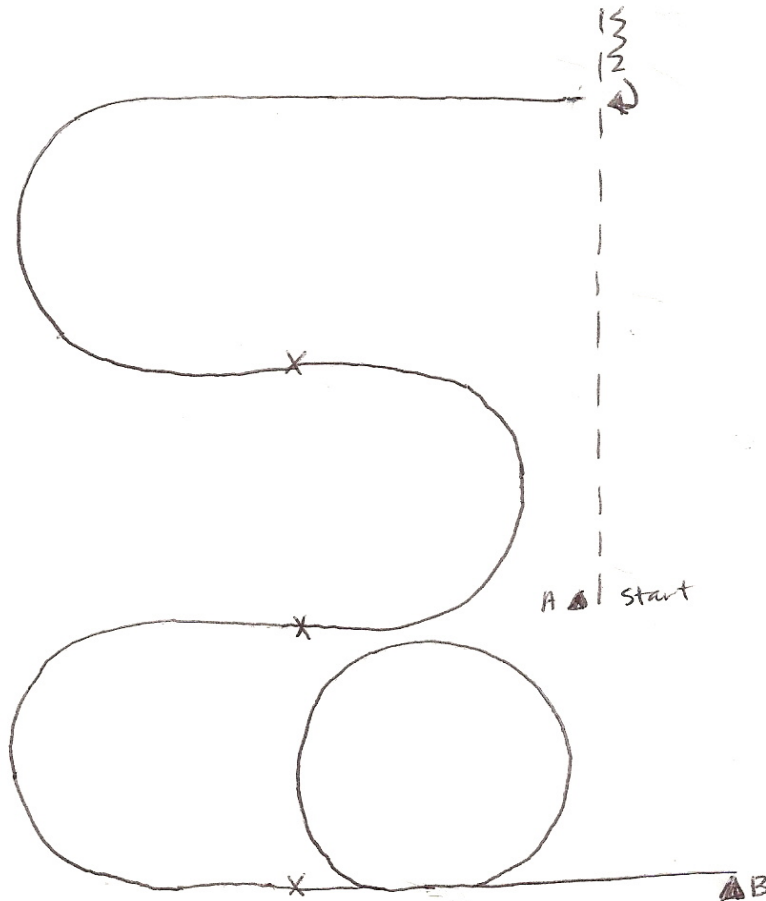


# Gold Senior Bareback Equitation

1. Start at cone A, when acknowledged, pick up the jog/trot
2. Half way to end rail, extend the jog/trot
3. About 10 feet from rail, stop, back 4 steps
4. Perform a 270 degree haunch turn to the right
5. Staying parallel to the rail, pick up the left lead and serpentine with three simple lead changes to the other end of the arena
6. At the middle, complete a full circle to the left on the counter lead
7. Come to an immediate square stop, acknowledge judge

**KEY**

Walk	••••
Jog/Trot	---
Lope/Canter	—
Back	w w w
Turn	↻
Cone	▲
Lead change	X



## Platinum Senior Bareback Equitation

This medal pattern will be made by the member and sent in with their entry. Pattern must be age appropriate, show creativity, and flow from maneuver to maneuver. The pattern will be neatly drawn, with typed or nicely written directions on a full 8.5 X 11 inch page, including a key, and labeled cones. The pattern will be approved by the judge who will turn pattern into show management by end of the show.

### Elements:

1. Lope/Canter a figure eight with a flying lead change, (2 circles)
2. One 360 haunch turn and one 360 forehand turn
3. Extended jog/trot (sitting)
4. Side-pass both ways
5. Back 8-10 steps and close
6. Jog/trot (with diagonal changes) a serpentine
7. Dismount, and lead out
8. Transitions between elements
9. Equitation