

Producer Affidavit & Market Beef Health Record

Youth Producer:

Name: _____

Address: _____

Premise ID (if available): _____

Phone: _____

YQCA Certification #: _____

Fair: _____

Fair Tag #: _____

Sale Date: _____

Producer Affidavit and Animal Information (Obtain from producer):

Ranch Tag #: _____ Breed/Color: _____

Birth Date: _____ Brand: _____ Location: _____

I (original producer) attest through first-hand knowledge, normal business records, or producer affidavit(s) that the animal referenced to by this document is of _____ (country) origin, and is delivered to _____ (Youth Producer).

Date Purchased: _____ Premise ID (if available): _____

Purchased From: _____ (Farm Name) Office Phone: _____

Address: _____ City, State, Zip: _____

Producer Signature _____ Print Name _____

Youth producers only list treatments administered while under your care. Do NOT list treatments administered prior to purchase.

If you need additional space for treatments or medicated feeds use supplemental health form page—available at animalag.wsu.edu—“Youth Producers”

Treatments & Dewormers (Date & Time)	Condition Being Treated	Estimated Weight	Treatment Administered (Medication dispensed, amount and route of administration)	Drug Lot Number	Name (Person giving treatment)	Withdrawal Time (Instructed)	Withdrawal Complete (Date & Time)	For prescription or extra label drug use, list the veterinarian's name, address, and phone.

Medicated Feeds: *Remember to document ALL medicated feeds and withdrawal times*

Dates Fed	Medication Name (Medication included in feed and approximate amount of medication)	Withdrawal Time (Instructed)	Withdrawal Complete (Date & Time)

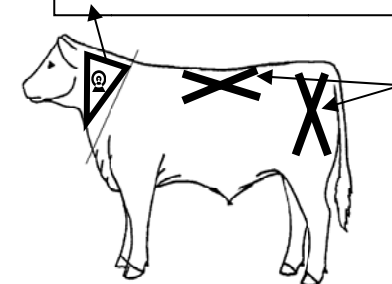
“Produce healthy and safe beef products by being a knowledgeable and responsible producer”

Give **Subcutaneous (Sub-Q) injections** under loose skin of neck, using the tented method. Give **Intra-muscular (IM) injections** in the neck. If label indicates a choice, use **Sub-Q** (under the skin) injections over **IM**.

I certify that I produced this animal, it was not fed any “prohibited” mammalian protein (i.e. meat & bone meal), per FDA regulation, CFR Title 21, and I have listed ALL products and treatments they received while in my care and all withdrawal times have been met. I attest that the animal referred to by this document is of _____ (country) origin and raised in _____ (country).

Youth Signature: _____ Date: _____

Guardian Signature: _____ Date: _____



NEVER-
Inject into
the round
or the loin
area.

Authors: Sarah M. Smith, Jean Smith, and Jan Busboom

Revised and published November 2008

Extension programs and employment are available to all without discrimination. Evidence of discrimination may be reported through your local Extension Office.

Producer Affidavit & Health Record Instructions


The WSU Extension publication *Producer Affidavit and Market Beef Health Record* is designed to help youth assure buyers, packers, and consumers that they are producing beef cattle that are safe for human consumption and comply with state and federal regulations pertaining to food animal production and sales. This document should reflect ALL treatments and care given while the animal is under YOUR care and ownership, including all animal health products and medicated feeds used. This document also serves as an affidavit to comply with mandatory Country of Origin Labeling (COOL). This is a legally binding document.

Step 1: Obtain this form for each project market animal prior to purchase. Complete the "Youth Producer" information box. Exhibitor is the **Youth Producer**.

Premise ID is a unique seven digit number associated with an individual premises assigned through the voluntary National Animal Identification System (NAIS). The purpose of the NAIS is to locate exposed or infected animals in the event of an animal health emergency. To receive more information or sign-up for your NAIS Premise ID # contact Washington State Dept. of Agriculture at 360-725-5493.


Step 4: Record feeds containing medications and their withdrawal time from last feeding. Do not use any feed that is not formulated for the specific species you are feeding.

Step 5: Youth and their parent/guardian need to complete and sign the verification box when the animal is transferred to the fair/show sale committee.



WASHINGTON STATE UNIVERSITY
EXTENSION

Producer Affidavit & Market Beef Health Record



Beef
Quality
Assurance
National Cattlemen's Beef Association

Youth Producer:

Name: Emma Winner

Address: 111 Blue Ribbon Ln
Champion, WA 99111

Premise ID (if available): X111111

Phone: (111) 111-1111

QA Certification #: BOA 1111

Fair: Washington Fair

Fair Tag #: WF-B111

Sale Date: August 15, 200X

Producer Affidavit and Animal Information (Obtain from producer):

Ranch Tag #: 341 Breed/Color: Angus Cross - Black/White Face

Birth Date: 3/12/0X Brand: WSU Location: LH

I (original producer) attest through first-hand knowledge, normal business records, or producer affidavit(s) that the animal referenced to by this document is of U.S. (country) origin, and is delivered to Emma Winner (Youth Producer).

Date Purchased: 12/10/0X Premise ID (if available): X22222X

Purchased From: Quality Cattle Ranch (Farm Name) Office Phone: (222) 222-2222

Address: 222 Hamburger Rd. City, State, Zip: Steak, WA 22222

Producer Signature: Proud Producer Print Name: Proud Producer

Youth producers only list treatments administered while under your care. Do NOT list treatments administered prior to purchase.
If you need additional space for treatments or medicated feeds use supplemental health form page—available at animalag.wsu.edu—"Youth Producers"

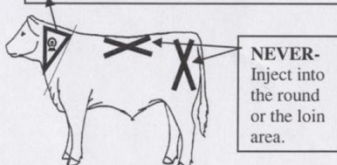
Treatments & Dewormers (Date & Time)	Condition Being Treated	Estimated Weight	Treatment Administered (Medication dispensed, amount and route of administration)	Drug Lot Number	Name (Person giving treatment)	Withdrawal Time (Instructed)	Withdrawal Complete (Date & Time)	For prescription or extra label drug use, list the veterinarian's name, address, and phone.
12/15/0X	Parasites	700 lbs	Ivomec, Pour-On, 3% ML IV 62713		Emma	48 days	2/1/0X	
12/15/0X	Growth Promotive	700 lbs	Ralgro, Ear Implant, 36mg R2711A		Emma	0 days	12/15/0X	
2/4/0X	Bloody Diarrhea	825 lbs	Oxytetracycline, IM, 15cc Z78131V		Dr. Cure	28 days	3/4/0X	Dr. Tina Cure, 111-111-1111, Champion, WA 1212
5/1/0X	Parasites	1050 lbs	Ivomec, Pour-On, 48 mL IV 62713		Emma	48 days	6/1/8/0X	

Medicated Feeds: Remember to document ALL medicated feeds and withdrawal times

Dates Fed	Medication Name (Medication included in feed and approximate amount of medication)	Withdrawal Time (Instructed)	Withdrawal Complete (Date & Time)
12/10-8/15/0X	Top Steer Chow, Rumensin, 30ppm	0 days	8/15/0X

"Produce healthy and safe beef products by being a knowledgeable and responsible producer"

Give Subcutaneous (Sub-Q) injections under loose skin of neck, using the tented method. Give Intra-muscular (IM) injections in the neck. If label indicates a choice, use Sub-Q (under the skin) injections over IM.



I certify that I produced this animal, it was not fed any "prohibited" mammalian protein (i.e. meat & bone meal), per FDA regulation, CFR Title 21, and I have listed ALL products and treatments they received while in my care and all withdrawal times have been met. I attest that the animal referred to by this document is of U.S. (country) origin and raised in U.S. (country).

Youth Signature: Emma Winner Date: 8/15/0X

Guardian Signature: Paul Winner Date: 8/15/0X

Extension programs and employment are available to all without discrimination. Evidence of discrimination may be reported through your local Extension Office.

Prepared by: Sarah M. Smith, Jean Smith, and Jan Busboom

Step 2: Obtain information about the breeder/seller and identification of the animal. Record animal's fair ID # and sale date in "Youth Producer" box as they become available.

USDA mandatory **Country of Origin Labeling (COOL)** requires animals sold to commercial meat processors for retail sales have written documentations to verify country of origin. First-hand producer must sign here to verify and comply with COOL requirements.

Step 3: Keep this step up-to-date during the ownership and care of your animal when using ANY animal health-care products. Only list treatments administered while under your care-do not list treatment given prior to purchase.

WITHDRAWAL TIME: is the amount of time from the last treatment until the animal can be marketed for harvest. It is found under the "warning section" of the label.

NOTE: Many fairs and packing plants are requiring youth to verify health-product and feed compliance and submit a signed affidavit to verify country of origin. You may not be able to sell project animals at the fair or livestock show if you do not accurately complete the project animal health record. Animals are randomly tested and trace-back audits are conducted to identify potential violations that may result in a monetary fine and/or criminal prosecution. Keep a copy of the health record for at least one (1) year after the sale or harvest of the animal.

Authors: Sarah M. Smith and Jean Smith, Area Animal Science Extension Educators

The information given herein is for educational purposes only.

References to commercial products or trade names are made with the understanding that no discrimination is intended and no endorsement by WSU Extension is implied.