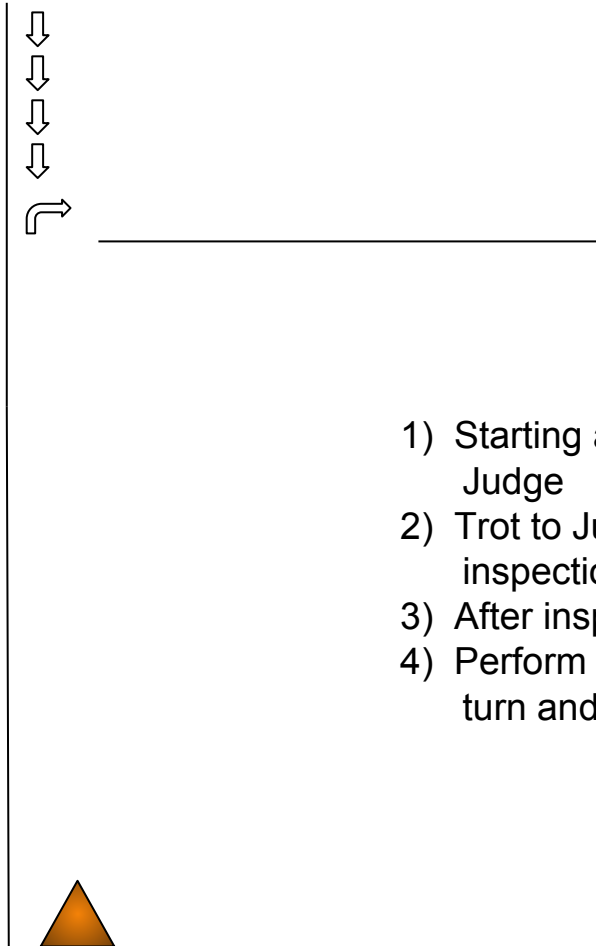


Green Horse, Pattern #1  
2020 Clark County 4-H Horse Leaders

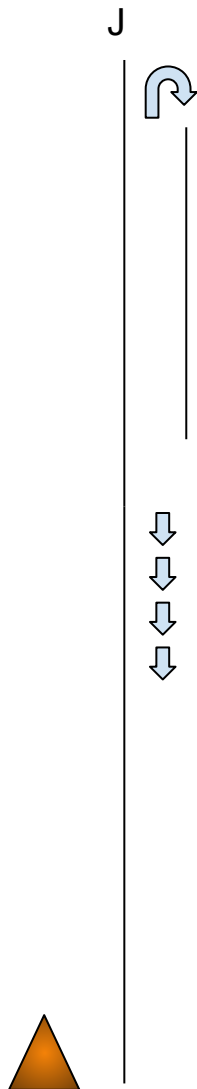
J



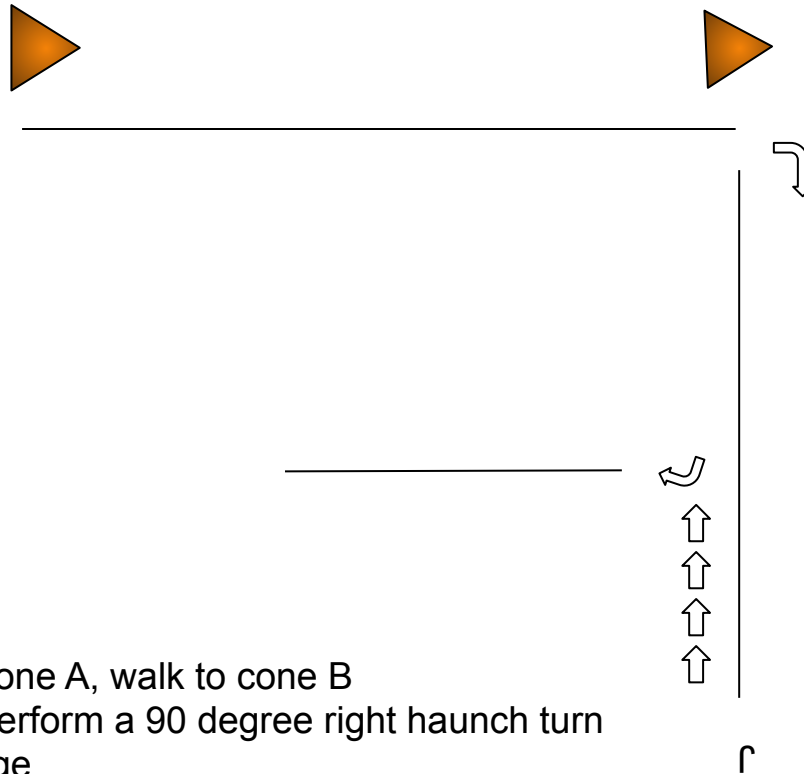
- 1) Starting at cone A, walk halfway to Judge
- 2) Trot to Judge, stop and set up for inspection
- 3) After inspection back 4 steps
- 4) Perform a 90 degree right haunch turn and walk into line

Green Horse, Pattern #2  
2020 Clark County 4-H Horse Leaders

- 1) Start at cone A, trot halfway to Judge
- 2) Stop and back 4 steps
- 3) Walk to Judge and set up for inspection
- 4) After inspection, perform a 180 degree right haunch turn and walk into line



Green Horse, Pattern #3  
2020 Clark County 4-H Horse Leaders



- 1) Starting at cone A, walk to cone B
- 2) At cone B, perform a 90 degree right haunch turn and trot to Judge
- 3) At Judge, stop and set up for inspection
- 4) After inspection back 4 steps
- 5) Perform a 90 degree right haunch turn and walk into line