


4-H RECORD BOOK

Level 1 (Recommended for 4-H members)



NAME _____ YEAR _____

ADDRESS _____

DATE OF BIRTH _____ GRADE IN SCHOOL _____

AGE _____ YEAR IN 4-H _____

CLUB _____

INSTRUCTIONS

1. Use this record book and your Level 1 4-H Permanent Record for all the things you do in 4-H this year.
2. Use separate "Project Plan," "Project Diary," and "What I did in my 4-H project" forms for each of your projects.
3. Some projects have add sheets for special planning or recording (breeding records, milk records, garden plan).
4. Use your record to look at the progress you made during the year. This will be helpful when you make plans for next year.
5. When you complete your 4-H program for this year, write your 4-H story.
6. Keep only the most important materials in the memories part of your record. You may want to keep a scrapbook of ribbons, certificates, programs, and other materials.
7. The record book is your personal work. Keep it current all year. Do your own handwriting or typing.
8. Organize your records with tabs in a binder. A suggested order for doing this is:
 - Introduction
 - My 4-H Planning Calendar
 - Projects (separate tabs for each project)
 - Permanent Record
 - My 4-H Story
 - My 4-H Memories
 - Comment Page
9. Obtain the required signatures on the comment page.

Place a check (✓) in the box after each event you attend

OCTOBER

NOVEMBER

DECEMBER

MY 4-H PLANNING CALENDAR

JANUARY

FEBRUARY

MARCH

APRIL

MAY

JUNE

JULY

AUGUST


SEPTEMBER

PROJECT PLANS

My 4-H project is

I chose this project because

Some of the things I want to do or learn in my 4-H project this year are:



Member _____

Parent/Guardian _____

Leader _____

PROJECT DIARY

Date	What did you do or make?	How much? How many?	Cost	Income/ Value
Totals				

PROJECT DIARY

Date	What did you do or make?	How much? How many?	Cost	Income/ Value
Totals				

PROJECT DIARY

Date	What did you do or make?	How much? How many?	Cost	Income/ Value
Totals				


PROJECT DIARY

Date	What did you do or make?	How much? How many?	Cost	Income/ Value
Totals				

PROJECT DIARY

Date	What did you do or make?	How much? How many?	Cost	Income/ Value
Totals				

What I did in my 4-H project this year:



Pictures of my project

PROJECT RELATED MATERIALS

MY 4-H STORY

Some things about myself and my family are...

I joined 4-H because...


Some of the things my club and project group did this year were...

My favorite parts of 4-H this year were...


Some things I would like to do better, improve upon, or do more of next year are...

MY 4-H MEMORIES

Paste pictures of you, your club, drawings, newspaper clippings, letters, awards, or anything related to you and your club or 4-H project.



MY 4-H MEMORIES



COMMENT PAGE

To be filled out by leaders, record book judges, and others at the end of the 4-H year.

I have reviewed this record book and believe it to be correct.

Member _____ Date _____

Parent/Guardian _____ Date _____

Leader _____ Date _____

Leader/Judge _____ Date _____

THE 4-H PLEDGE

I PLEDGE

**my head to clearer thinking;
my heart to greater loyalty;
my hands to larger service;
and my health to better living;

for my club,
my community,
my country,
and my world.**

Issued by Washington State University Cooperative Extension and the U.S. Department of Agriculture in furtherance of the Acts of May 8 and June 30, 1914. Cooperative Extension programs and policies are consistent with federal and state laws and regulations on nondiscrimination regarding race, color, gender, national origin, religion, age, disability, and sexual orientation. Evidence of noncompliance may be reported through your local Cooperative Extension office. Published September 1989. Revised March 1992. Reprinted December 1995. Reviewed July 2014.