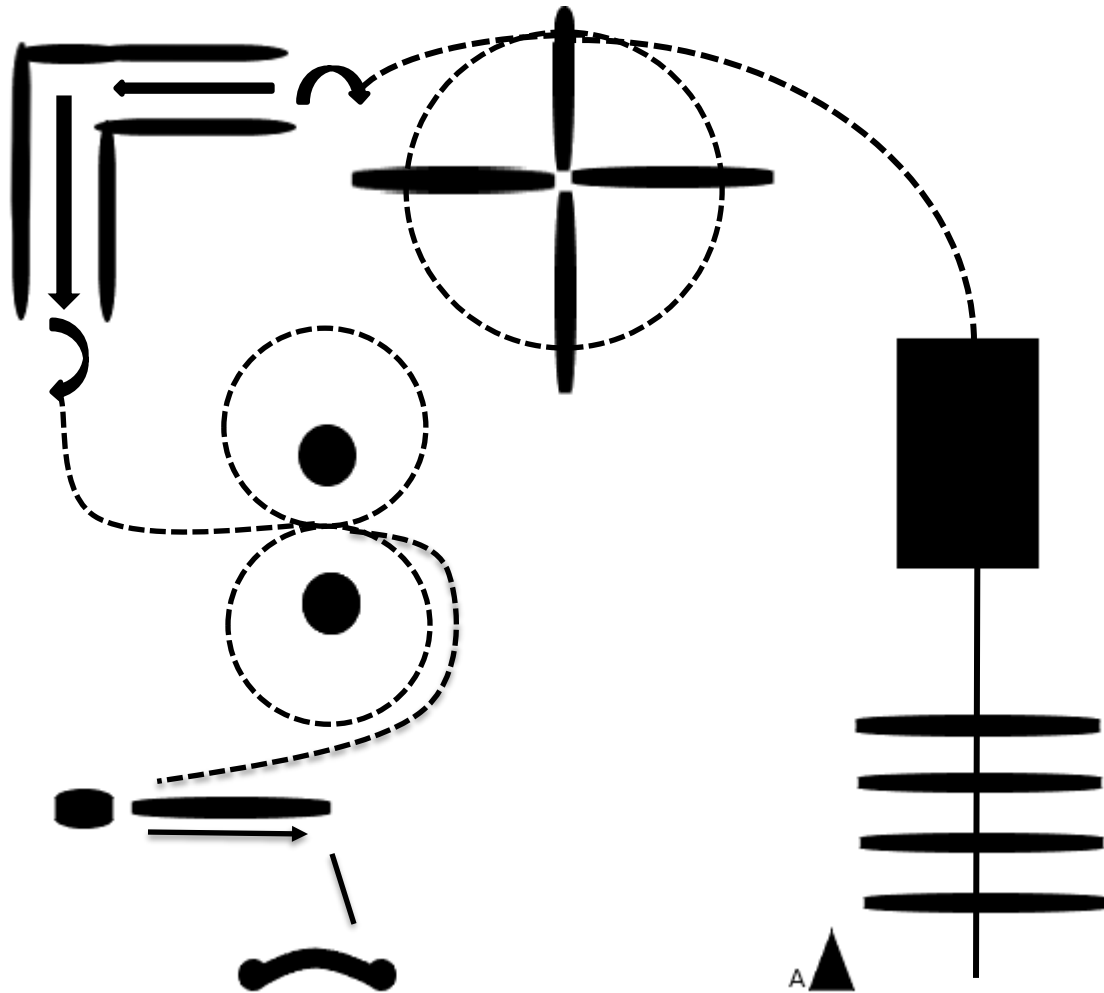
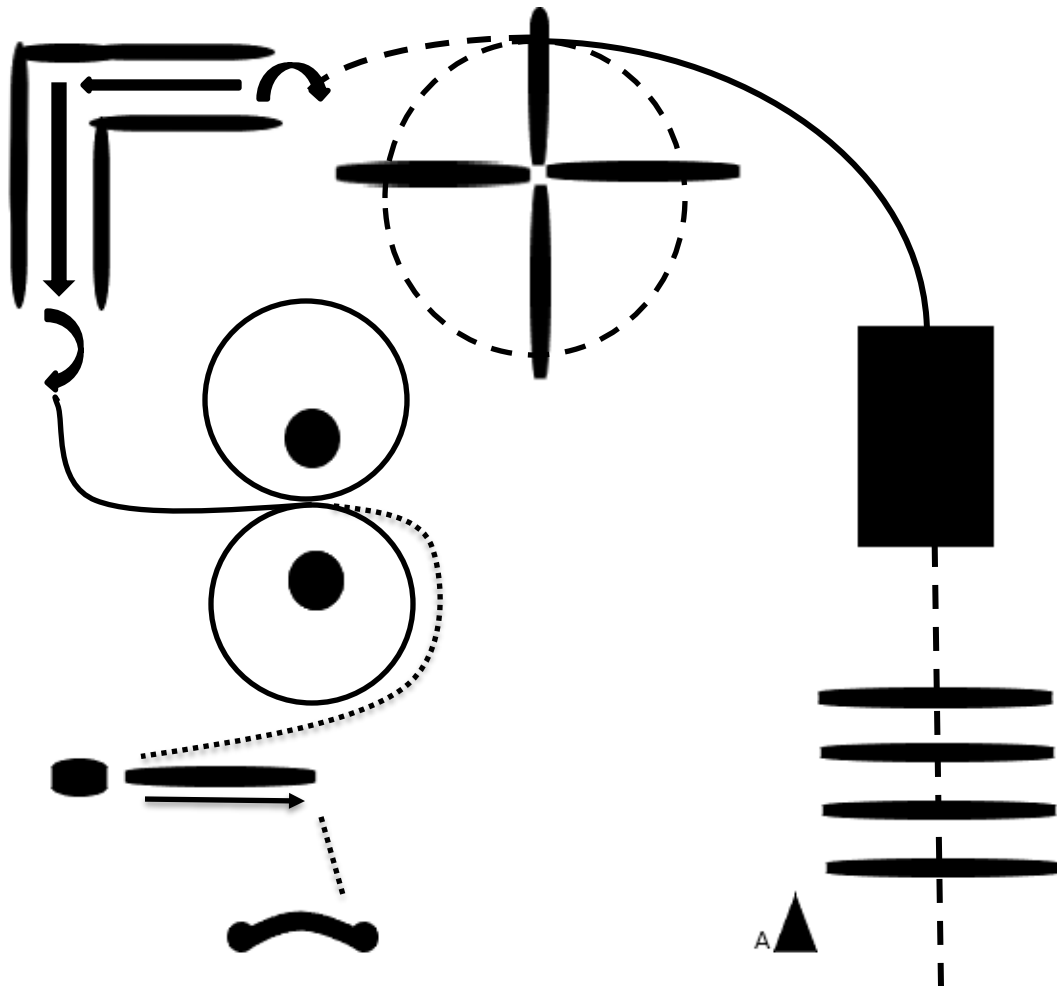


Mini/Pony Trail



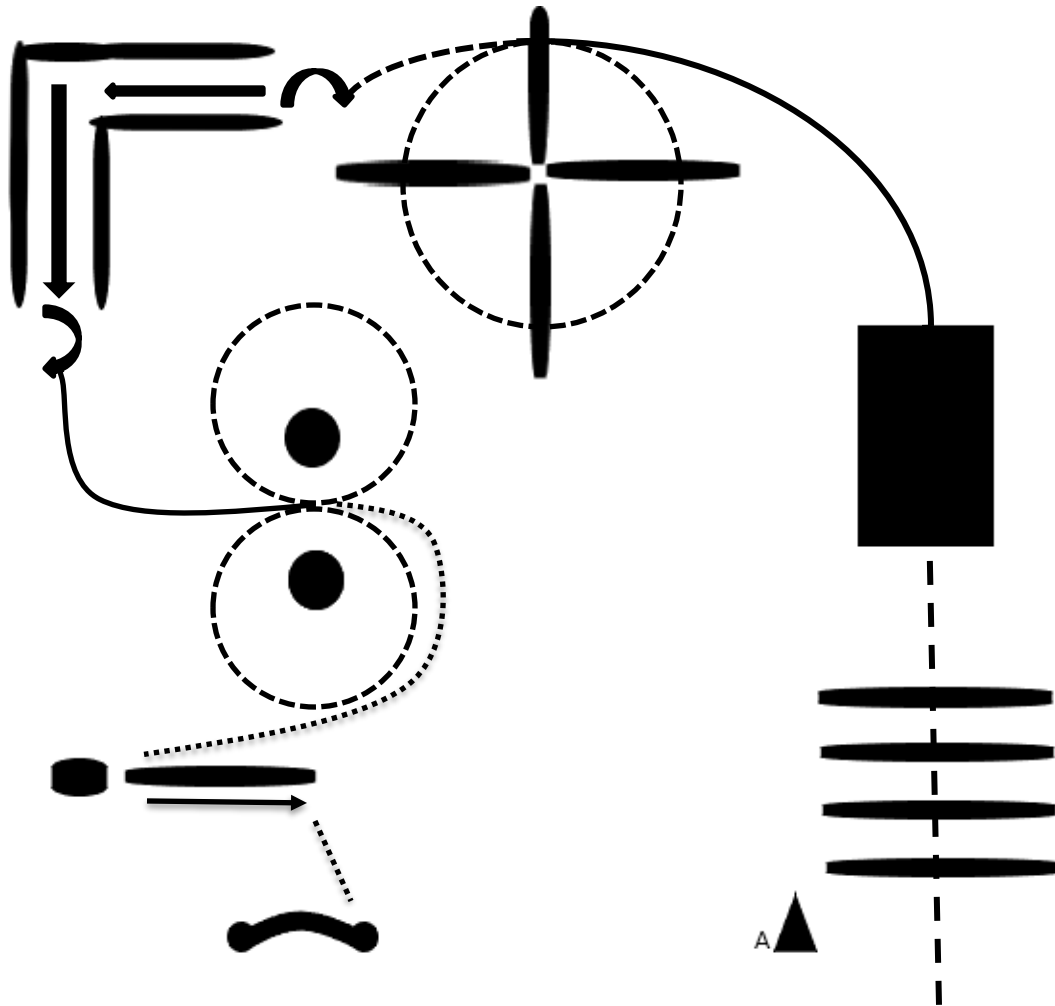
1. Start at cone A
2. Walk over the poles and proceed to walk over the bridge
3. Once off the bridge pick up the trot and trot a large circle over the windmill
4. Halt at the beginning of the L and do a 180-degree haunch turn to the right
5. Back through the L at the end do a 180-degree left forehand turn
6. Proceed at the trot to the barrels and complete a figure 8 starting to the right
7. Continue to the mailbox and show the judge the mail, side-pass away from the box
8. Proceed at a walk to the gate and complete a right-hand gate

Senior Trail



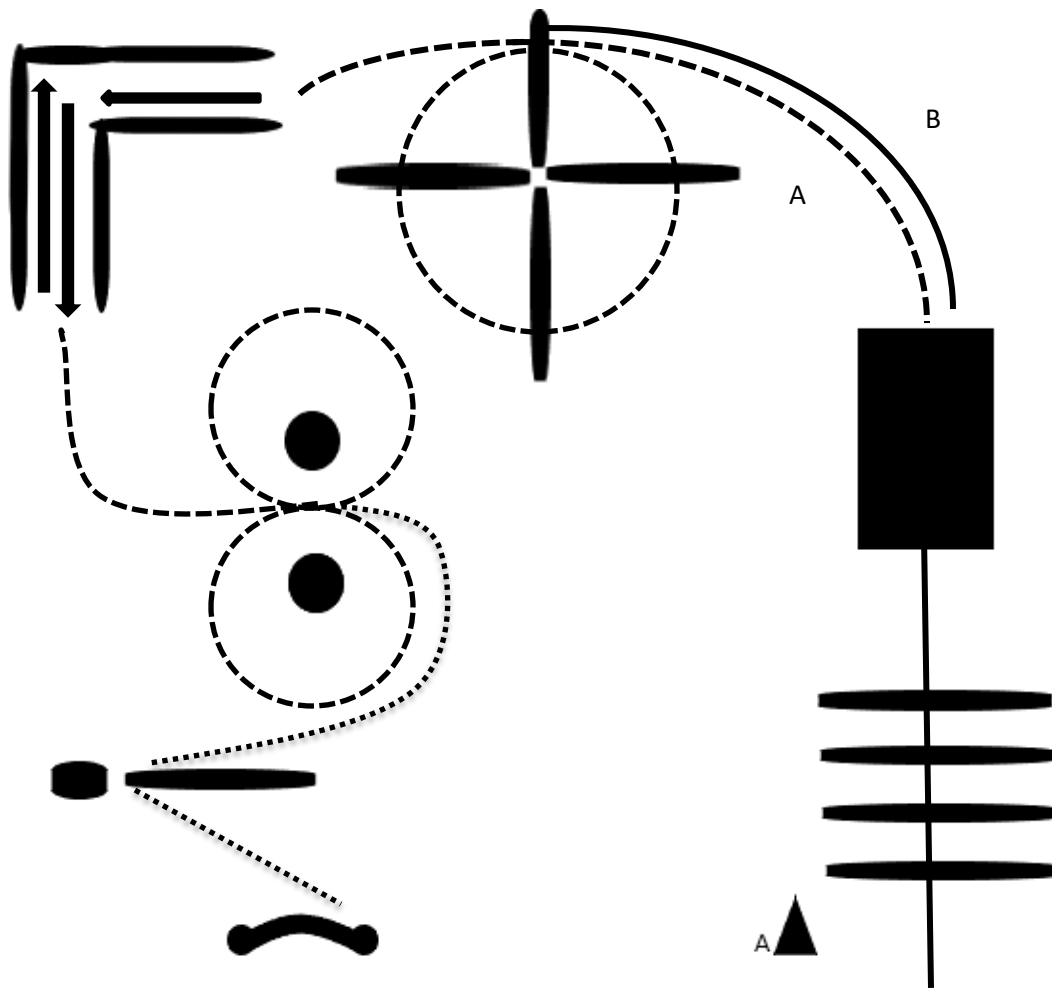
1. Start at cone A
2. Jog over poles and proceed to walk over the bridge
3. Once off the bridge pick up the left lead towards the windmill
4. Break down to the jog and proceed through windmill jogging a large circle
5. Jog to the front of the back through, halt and complete a 180-degree left haunch turn
6. Back through the L, once complete do a right-hand forehand turn
7. Pick up your right lead and continue to complete a figure 8 around the barrels executing a simple or flying lead change
8. Break down to a walk to the mailbox, show the judge the mail and side pass away from the mailbox
9. Proceed at a walk to the gate and complete a right-hand gate

Intermediate Trail



1. Start at cone A
2. Jog over poles and proceed to walk over the bridge
3. Once off the bridge pick up left lead and lope to the windmill
4. Break down to the jog and jog a large circle around the windmill, continue to the front of the back through, halt and complete a 180-degree left haunch turn
5. Back through the L, once complete do a 180-degree right haunch turn
6. Lope on your left lead to the barrels, break down to a jog then complete a figure 8 starting to the right
7. Continue to the mailbox at the walk show the judge the mail and side pass away from the box
8. Proceed at a walk to the gate a complete a right-hand gate

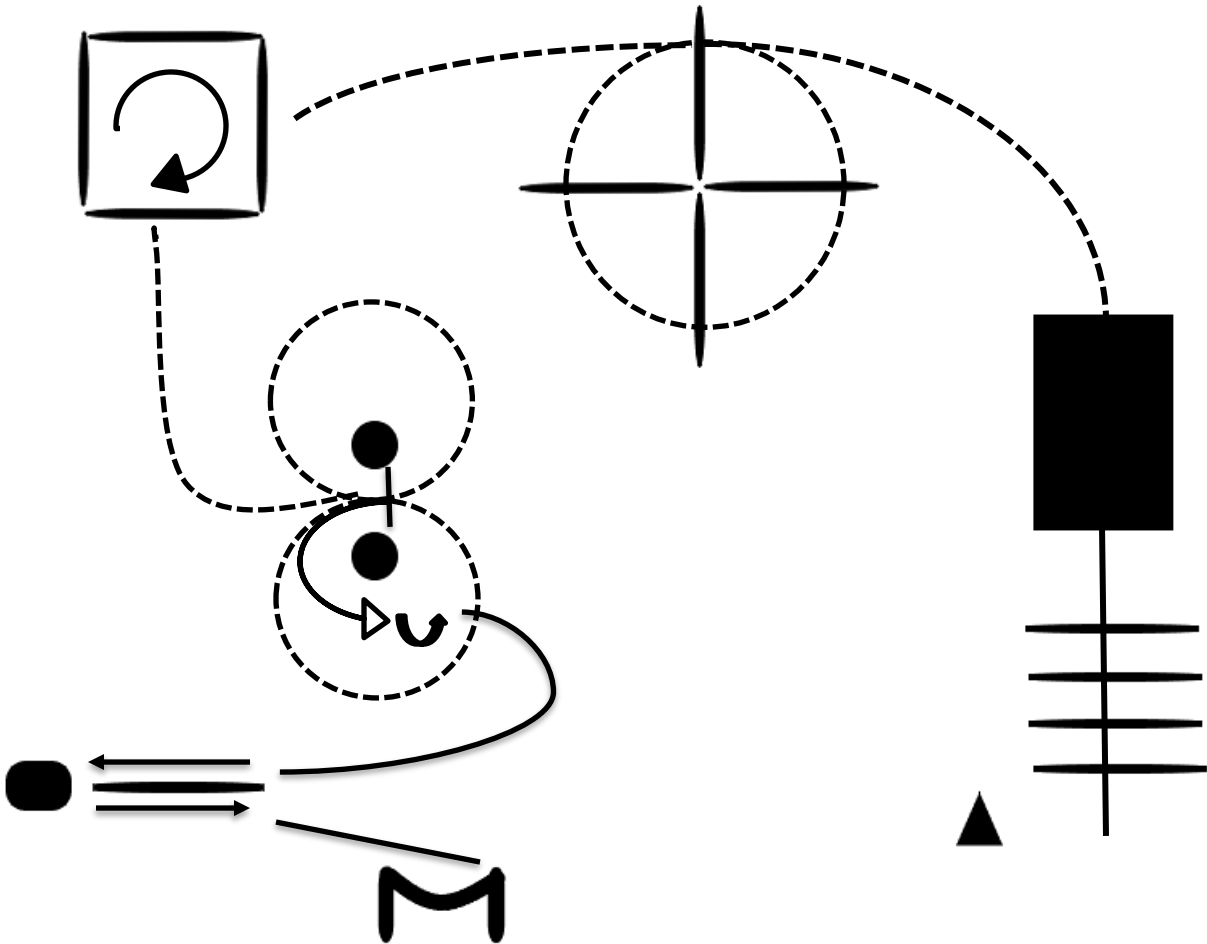
Junior / Walk trot / Novice Trail



1. Start at cone A
2. Walk over poles and continue to walk over the bridge
 - a) **(walk trot only)** Pick up the jog and jog a large circle over the windmill
 - b) **(junior/novice)** Pick up the left lead to the windmill then breakdown to a jog and jog a large circle over the windmill
- 4 Walk through the L, halt at the end of the L and back 4 steps
- 5 Pick up the jog and proceed to the barrels and complete a figure 8
- 6 Walk to the mailbox and show the judge the mail
- 7 Continue to walk through the gate

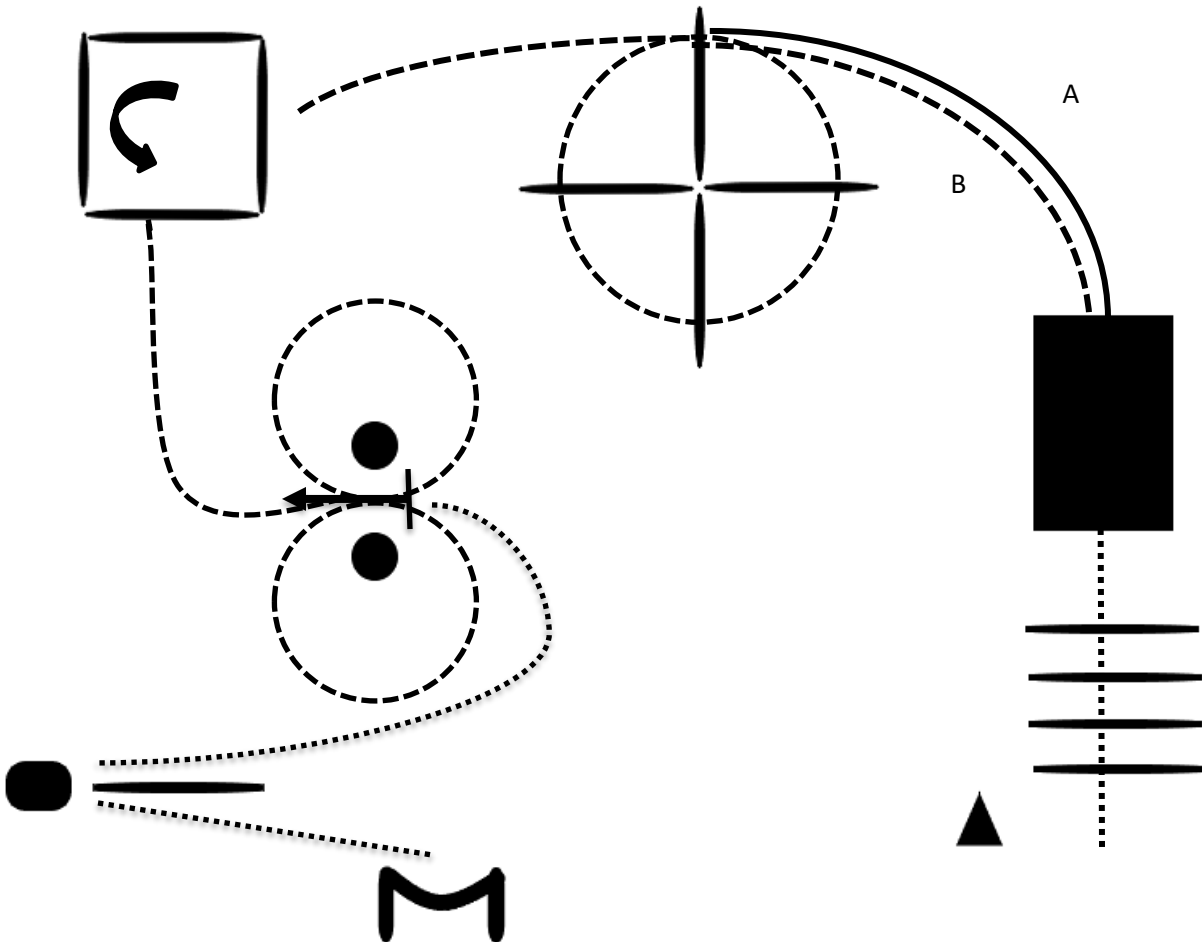
1. Start at cone A
2. Jog over poles, break down to a walk and walk over the bridge
3. Once off the bridge pick up the left lead towards the windmill
4. Break down to the jog and proceed through windmill jogging a large circle
5. Jog into the box, halt and perform a 450-degree left haunch turn.
6. Exit the box and pick up your right lead and continue to complete a figure 8 starting to the right around the barrels executing a simple or flying lead change, halt in between the barrels
7. Back a U around the right-hand barrel then perform a left 180-degree haunch turn, once complete walk to the end of the pole and side pass to the right towards the mailbox
8. Show the judge the mail and side pass to the left away from the mailbox
9. Walk to the gate and complete a right-hand gate

Mini / Pony Trail



1. Start at cone A
2. Walk over the poles then over the bridge
3. Once off the bridge pick up a trot towards the windmill
4. Proceed into windmill trotting a large circle
5. Trot into the box, halt and perform a 275-degree right haunch turn.
6. Exit the box and trot to the barrels
7. Complete a figure 8 starting to the right around the barrels once complete halt in between the barrels
8. Back a U around the right-hand barrel then perform a left 180-degree haunch turn, once complete walk to the end of the pole and side pass to the right towards the mailbox
9. Show the judge the mail and side pass to the left away from the mailbox
10. Walk to the gate and complete a right-hand gate

Walk-Trot / Novice / Junior



1. Start at cone A
2. Walk over poles and walk over the bridge
 - a. **(juniors and novices)** Once off the bridge pick up the left lead towards the windmill
 - b. **(walk trot)** Once off the bridge jog and proceed through windmill jogging a large circle
3. Jog into the box, halt and perform a 90-degree left haunch turn.
4. Exit the box and pick up a jog and continue to the barrels
5. Complete a figure 8 starting to the right around the barrels once complete halt in between the barrels
6. Back 4 steps and continue to the mailbox
7. Show the judge the mail
8. Walk through the gate

1. Start at cone A
2. Jog over poles, break down to a walk and walk over the bridge
3. Once off the bridge pick up the left lead towards the windmill
4. Break down to the jog and proceed through windmill jogging a large circle
5. Jog into the box, halt and perform a 275-degree right haunch turn.
6. Exit the box and pick up your left lead and continue to the barrels
7. Break down to a jog and complete a figure 8 starting to the right around the barrels once complete halt in between the barrels
8. Back a U around the right-hand barrel then perform a left 180-degree haunch turn, once complete walk to the end of the pole and side pass to the right towards the mailbox
9. Show the judge the mail and side pass to the left away from the mailbox
10. Walk to the gate and complete a right-hand gate