



2023 KITSAP COUNTY 4-H EXHIBITOR GUIDE














Kitsap County 4-H
WSU Ext 4-H Youth Development Program
345 6th St., Ste. 550
Bremerton, WA 98337
360-228-7307
Kitsap.county4h@wsu.edu
<https://extension.wsu.edu/kitsap/4-h/>

Table of Contents

QR Codes	3
Kitsap Fair & Stampede, 4-H, & Auction Directory	4
4-H Superintendent Directory	4
4-H Code of Conduct	5
WA 4-H Youth with Disabilities Guidelines	5
Out of County Exhibitors.....	5
Camping Rules & Regulations.....	5
Exhibitor Rules	5
Animal Exhibitor Rules.....	6
4-H Animal Ownership Appeal Board	7
Animal Health and the Use of Illegal Substances.....	7
Herdsmanship & Exhibitmanship Rules & Regulations	7
Premium Points & Score Cards.....	7
Pre Fair 4-H Schedule of Events.....	9
GENERAL 4-H ACTIVITIES & CONTESTS.....	10
4-H Public Presentation.....	10
4-H In Action	10
4-H Judging Contests	11
4-H Educational Display	11
4-H Knowledge Bowl Contests.....	13
4-H Record Book.....	13
4-H Round Robin Showmanship	13
STILL LIFE ACTIVITIES.....	14
4-H Archery	14
4-H Clothing & Textiles.....	16
4-H Cloverbud	19
4-H Engineering & Technology	20
4-H Environmental Stewardship.....	22
4-H Expressive Art.....	24
4-H Family Living.....	26
4-H Foods & Nutrition	27
4-H Needle Art.....	34
4-H Photography & Videography.....	35
4-H Plant Science & Gardening	38
ANIMAL/LIVESTOCK ACTIVITIES.....	40
4-H Beef & Dairy Beef	40
4-H Cat	43
4-H Cavy.....	45
4-H Dog	47
4-H Equine.....	51
4-H Goat	56
4-H Llama	59
4-H Poultry.....	60
4-H Rabbit	64
4-H Sheep & Fleece Goat	67
4-H Swine	69
Kitsap Junior Livestock Auction (KJLA).....	70

QR Codes

WSU Kitsap Extension website	
Kitsap Fair & Stampede website	
4-H & Open Class Exhibitor Guide	
WSU Extensions Publications Store	
Use of 4-H Name & Emblem	
4-H Quilt Entrant Questionnaire	
Fashion Revue Personal Data Sheet (EM0682)	
4-H Food Activities Guidelines	
4-H Food Activity Worksheet	
4-H Photography Exhibit Card (C0890E)	
Gardening EB-1103	

Kitsap Fair & Stampede, 4-H, & Auction Directory

KFSA Livestock Director	Greg Hamilton	greg@oldfrontierfamilyfarm.com
KFSA Livestock Coordinator	Kharissa Hamilton	kharissa@oldfrontierfamilyfarm.com
4-H Program Coordinator	Elisabeth Nilsson	elisabeth.nilsson@wsu.edu
4-H Program Assistant	Sheila Jernigan	sheila.jernigan@wsu.edu
4-H State Fair Coordinator	Bruce Bradley	bhbradley@earthlink.net
Kitsap Junior Livestock Auction	Laura Sherlock	Jlsherlock05@gmail.com

4-H Superintendent Directory

DEPT	PROJECT	SUPERINTEDEDENT	EMAIL
01	Public Presentations	Tasha Hosford Emily Bienhoff	trhosford@gmail.com emilielousie28@me.com
02	4-H in Action	Project Specific Superintendent	
03	Judging Contests	Project Specific Superintendent	
04	Educational Displays	Jenni Reichle	jennireichle@yahoo.com
05	Knowledge Bowl Contest	Project Specific Superintendent	
06	Record Book	Cora Smith	lebries@gmail.com
07	Round Robin	TBD	
08	Archery	Mike Smith	Mikesmith4h@gmail.com
09	Clothing & Textiles	Tami Hoenig	tjhoenig@gmail.com
10	Cloverbud	Jennifer Denham	jlmdmail-4Hcloverbud@yahoo.com
11	Engineering & Technology	Sonny Sciarrotta	kellysciarrotta@yahoo.com
12	Environmental Stewardship	Kelly Sciarrotta	kellysciarrotta@yahoo.com
13	Expressive Arts	Danielle Foss	dandefoss@outlook.com
14	Family Living	Wanda Meeker	wabmeeker@yahoo.com
15	Foods & Nutrition	Nora Sethney	Agrowingadventure4h@gmail.com
16	Needle Art	Wanda Meeker	wabmeeker@yahoo.com
17	Photography	Chuck Endicott	chuckend@net-nw.com
18	Plant Science & Gardening	Anna McClelland	annaemc@gmail.com
19	Beef/Dairy	Sonja Via	sonjavia@yahoo.com
20	Cats	Joel Kalmen	Joel.kalmen@gmail.com
21	Cavy	Michaylah Mattoon	Michaylah.mattoon@gmail.com
22	Dogs	McKenna Welch	mckennaiwelch@gmail.com
23	Equine	Becky Thomas	rthomaszoo@msn.com
24	Goats	John Carter	John.d.carter727@gmail.com
25	Llamas	Stephanie Broom	stephbromm@hotmail.com
26	Poultry	Diana Costa	Flavia3686@yahoo.com
27	Rabbit	Kristin Balstad	akbalstad@gmail.com
28	Sheep	Katie Matteson	Katiedid124@gmail.com
29	Swine	Jaci Archuleta	jacipaul@wavecable.com
30	Herdsmanship	Valerie Terry	Valerie.terry@gmail.com
31	Livestock Judging	TBD	

4-H Code of Conduct

4-H Youth and Adult Volunteers have the responsibility of representing 4-H to the public. Youth and Adults are expected to conduct themselves in a manner that respects individual rights, animals, safety and property of others, and reflects favorably on your state, county and club, as well as yourself. You are expected to observe the following guidelines.

1. The possession and use of alcoholic beverages, marijuana, and/or drugs other than prescribed medication is prohibited. Use of tobacco products by youth members is prohibited.
2. Obscene and discriminatory language, rough housing, and bullying will not be tolerated.
3. Members and leaders must demonstrate respect for each other and the public.
4. Display of overly affectionate attention between individuals is prohibited.
5. Damage to, or destruction of property is prohibited.
6. Animal abuse of any kind is prohibited.
7. Display of unsportsmanlike conduct is prohibited.
8. Be a positive example.
9. Wear neat, clean and appropriate attire, including shoes, boots, or appropriate footwear at all times

WA 4-H Youth with Disabilities Guidelines

The 4-H Youth Program of Washington State University, provides an inclusive environment for diverse populations with respect for individual's personal values, needs and ideas. 4-H takes its responsibility to offer educational programming opportunities, equitably to all who can be reasonably accommodated. Parents of youth with disabilities seeking accommodation need to work with WSU Extension staff and Leaders at least 2 weeks prior to the fair, to ensure the 4-H experience is a positive one for all youth involved. 4-H Leaders and event officials should make all reasonable accommodations to allow youth with disabilities to participate in 4-H activities.

Out of County Exhibitors

Out of county 4-H exhibitors should contact the 4-H Program Coordinator at the [Kitsap Extension Office](#). Refer to the [Kitsap Fair and Stampede](#) for Exhibitor Guide and Forms required to exhibit.

Camping Rules & Regulations

No 4-H youth are to be left, unchaperoned overnight at the fairgrounds for any reason. All fair camping rules and regulations can be found in the [Open Class Exhibitor Guide](#).

Exhibitor Rules

Any 4-H member enrolled by May 1st of current year is eligible to enter exhibits and participate in contests under the following rules and regulations:

1. All exhibitors must comply with general rules and regulations as printed and approved by the Kitsap Fair & Stampede Board of Directors and the Kitsap Fair manager. Exhibitor should read all rules and regulations.
2. Kitsap County Parks & Recreation shall not be responsible for loss, destruction, theft, or disappearance of property stored on grounds before, during, or after the fair.
3. All exhibitors are presenting themselves and their exhibits to the public. 4-H exhibitors are expected to always abide by the 4-H code of conduct.
4. Exhibitors in projects requiring record books need to bring their record book to Fair up to date and verified by appropriate person/people.
5. All judging at this Fair shall be based on the Washington State University scorecards that can be found at [WSU Extension Publications Store](#). 4-H judging will be by the Danish system.
6. Members entering animals in type must also enter an animal into Fitting & Showmanship.
7. Prior authorization of Out of County 4-H member exhibits are accepted subject to availability and on a first come first serve basis. Out of County exhibitors must adhere to the same entry dates and project

requirements. Contact your county's 4-H Coordinator for further direction. Out of County 4-H member exhibitors are not eligible for special awards.

8. All exhibits must be left in place until Fair closing. The 4-H office will not be responsible for exhibits not removed by member or leader by 6:00 p.m. on the Monday after fair.
9. Removal of any exhibits prior to dismissal will result in immediate forfeiture of all premium points and privileges by the exhibitor. Exhibitor may be suspended from future exhibiting at the Kitsap Fair.
10. An adult must accompany any 4-H member staying after 9:00 PM or over-night on the fairgrounds.
11. Possession or use of alcohol or drug (other than prescribed medication) by exhibitors is strictly prohibited. Exhibitors may NOT use tobacco products. Will result in immediate forfeiture of all premium points and privileges by the exhibitor.
12. All exhibitors and volunteers are required to wear appropriate clothing for the duration of the Fair. Clothing is expected to represent the standards of 4-H policy. Closed toed shoes are required for all members.
13. Members must turn in emergency cards with their entries.
14. Age classifications of competitive events are based on Oct 1st of the current 4-H year:
Cloverbuds – 5 to 7 years of age (Cloverbud members may participate in non-competitive events only.);
Junior – 8 to 10 years of age;
Intermediate – 11 to 13 years of age;
Senior – 14- 18 years.

Animal Exhibitor Rules

1. All 4-H youth exhibiting an animal must be the animals owners or responsible for the care and management of the animals they exhibit **by May 1**, of the current 4-H year. Two 4-H members may jointly care for and show one animal. These two members may not compete in the same class or lot at an event. Regular care and management of a shared animal must be recorded in 4-H member's record book.
2. All fair and auction age requirements of animals must be met.
3. 4-H livestock exhibits must be received at the Fairgrounds by 10:00 p.m. on Tuesday of Fair. Market sheep, goat, swine and beef are required to be present at 7:00 p.m. Tuesday for weigh-in.
4. **Vet check is required for all animals.** No animal will be allowed in the barn until they completed vet check.
5. All exhibitors must participate in Fitting & Showmanship and may participate in any other animal classes (type) for which they have qualified.
6. No livestock less than 3 months of age to be shown, except where otherwise specified in division rules.
7. Animals in the market animal program must be entered in a sale or non-sale market class.
8. No animal from a quarantined area or premises will be permitted to enter the fairgrounds.
9. All out-of-state entries must comply with State of Washington import regulations.
10. It is highly recommended that all animals be vaccinated in the current show year.
11. Animals sent home by veterinarian or superintendent due to illness or excessive aggressiveness will not lose premium points earned up to time of removal.
12. In any dangerous situation, such as lack of control, misbehaving, or aggressive animal, the superintendent has the authority to remove the animal from class and/or send the animal home.
13. 4-H member animal exhibit entries and all animal information must be completed in Fair Entry no later than **11:59 PM on July 15th**, any specific requirements must also be completed by that date.
14. Out of County 4-H livestock exhibitors are accepted on a space available basis.
15. No animals are to be housed on the fairgrounds unless exhibited.
16. 4-H Livestock exhibitors are responsible for stall clean-out after the departure of their animal.
17. Herdsmanship duties will be delegated to adult volunteers and 4-H Leaders from **6 PM to 9 PM nightly.**

4-H Animal Ownership Appeal Board

The purpose of the Animal Ownership Appeal Board is to arbitrate animal ownership issues as a result of death, severe injury or emergency. Contact the 4-H Program Coordinator for more information.

Animal Appeal Board details can be found in the [Kitsap Leaders Council Bylaws](#).

Animal Health and the Use of Illegal Substances

The use of illegal drugs and/or the improper use of animal health products or foreign substance is not tolerated in the Washington State 4-H Youth Development Program. The administration of any drug or medication that could affect an animal's performance resulting in an unfair advantage or the disposition of the animal is unacceptable. Additionally, there are federal penalties for using illegal substances in animals that are going into the nation's food supply.

Herdsmanship & Exhibitmanship Rules & Regulations

1. Each 4-H member participating in the Kitsap Fair is required to do Herdsmanship and/or Exhibitmanship in all projects that they are exhibiting in. Failure to do so means that his/her premiums will be withheld.
2. The purpose of Herdsmanship is for 4-H exhibitors to care for their livestock pens and equipment properly, ensure safety, and to keep stalls, surrounding areas and animals clean and attractive at all times. Educational displays and public relations are also an important component of Herdsmanship.
3. Exhibitors may perform Herdsmanship by clubs or may form several clubs into Herdsmanship group with their division Superintendent's approval.
4. Herdsmanship Superintendents will examine the animal displays at least once a day between the hours of 9:50 a.m. and 6:00 p.m. At least one exhibitor from each Herdsmanship group shall be present at all times. An adult must be on duty for each barn from 9:50 a.m. to 6:00 p.m. also. Senior members or an adult of the Herdsmanship group must be on duty with animal exhibits between the end of Herdsmanship at 6:00 p.m. and 10:00 p.m. when the barn night watchman comes on duty.
5. All decorations must consist of signs and material, which are not readily combustible.
6. Individual project cards will be furnished for each exhibitor for each animal.
7. The Herdsmanship and Exhibitmanship aprons provided must identify 4-H members and adults on duty.
8. Pens must be kept clean before, during and after the Fair. 4-H exhibitors ONLY are expected to perform duties of Herdsmanship during ENTIRE Fair. Parents in charge may assist when safety requires it. Upon closing time of livestock areas on Sunday night, individuals other than 4-H exhibitors may clean buildings and barns.
9. 4-H Ribbons will be awarded to all herdsman. Each animal club leader shall report the number of herdsman on duty during the Fair to the division Superintendent in charge by the end of the second week of August.
10. The Barn that represents Herdsmanship on an excellent level will be given a First Place award.
11. 4-H members entering exhibits in the Presidents' Hall shall provide 1 hour of Exhibitmanship.
12. Hours to be covered are 10:00 a.m. to 6:00 p.m. Wednesday through Sunday during Fair.
13. Members will wear an Exhibitmanship apron, meet the public, be prepared to answer questions and keep a watchful eye on all 4-H exhibits, maintaining and keeping exhibit areas clean and attractive.
14. Registration sign-up is available at the sign-up board on exhibit turn-in days. It is necessary to sign in on the actual day worked to get credit for working.
15. Each 4-H member exhibiting in the Presidents' Hall is required to do Exhibitmanship. Failure to do so means loss of all premium points earned for Presidents' Hall exhibits.

Premium Points & Score Cards

1. Premiums are defined as points, ribbons, trophies and/or payment of any kind/amount. All ribbon awards for exhibits and contests will be made on a point system according to group placing on quality ([Danish System](#)). The Danish System judges items against a standard instead of judging items against each other. Judging will result in four groups: Blue ribbon, Red ribbon, White ribbon, and No placing.

The Danish System allows for multiple entries to have the same placing. No animal or article deemed unworthy shall be awarded a premium, but no premiums shall be withheld merely because there is not competition. Judging is done to a standard and does not require competition.

2. Premiums will only be awarded to youth who:
 - a. Enrolled in 4HOnline in exhibiting project(s) prior to May 1st
 - b. Completed a Public Presentation or Demonstration at the county level
 - c. Submit an Educational Display to be judged
 - d. Submit a Record Book to be judged
 - e. Completed four (4) hours of community service
 - f. Participated in at least one (1) county wide 4-H event
3. Cloverbud (Primary) 4-H members are not eligible for premium points.
4. Premium checks will not be issued unless they are \$5.00 or more.
5. All premium checks issued are void unless cashed within 60 days from the date of issue. THERE WILL BE NO EXCEPTIONS.
6. Score cards are used to judge all animal and still life exhibits. Score cards can be found at [WSU Extension Publications Store](#).

Pre Fair 4-H Schedule of Events

May 1	Member must be actively enrolled in any project they intend to exhibit at fair. Exhibit Animal must be in member's possession by this date
2nd Monday in May	Mandatory/Auction Registration event for all members participating in the Kitsap Junior Livestock Auction
1st Saturday in June	Tagging at FFA office on Fairgrounds for Market Animal Projects (except Beef & Poultry)
July 15th	<u>Digital</u> Fair Entry Forms due to 4-H Office for Animal Projects
1st Saturday in August	Super Saturday Fairgrounds Work Party
2nd Friday in August 2 - 7 PM	Submit Educational Displays and Record Books at Pavilion south door.
2nd Saturday in August 10 AM - 2 PM	Entries accepted at Presidents' Hall for the following projects areas: Photography, Expressive Arts, Engineering and Technology, Food Preservation, Sewing & Textiles, Adventures in Family Living, Needlework, Environmental Stewardship, and Cloverbuds.
2nd Sunday in August 2 - 6 PM	Entries accepted at Presidents' Hall for the following projects areas: Photography, Expressive Arts, Engineering and Technology, Food Preservation, Sewing & Textiles, Adventures in Family Living, Needlework, Environmental Stewardship, and Cloverbuds. NO FRESH ITEMS ON THESE 2 DAYS
Friday before Fair Begins 12 - 7 PM	Dog Equipment entries due at Dog Barn
Monday of Fair Week 9 AM 11 AM - 6 PM 12 - 6 PM	Dog Judging Plant Science Judging Contest Entries accepted at Presidents' Hall for the following project areas: Cloverbuds, Foods, including Food Preservation entries, Plant Sciences & Gardening.
11 AM - 7 PM	Submit Archery Exhibits in the Archery Barn with completed Fair Entry Form, shooting for Lot 6 and archery practice. Range open to shooting all day. Get ready for fair.
6 PM	Dog Vet Check
Tuesday of Fair Week 10 AM - 1 PM	Submit Archery Exhibits in the Archery Barn with completed Fair Entry, shooting for Lot 6 and archery practice. Range open for shooting. Get ready for fair.
10 AM - 9 PM	All Livestock and Animals Vet Checked and Entered into Appropriate Barns
10 AM - 10 PM	Presidents' Hall closed for judging exhibits and set-up
6 PM	Cat deadline for dropping off cages, Cat Vet Check, Cat Hobby Judging
7 PM	Market Animal Weigh-In at the Swine Barn

GENERAL 4-H ACTIVITIES & CONTESTS

4-H Public Presentation

Superintendent: Tasha Hosford & Emily Bienhoff

Public presentations are conducted on the stage in Presidents' Hall and need to be scheduled through the Public Presentation Superintendent. Members must have given a judged presentation at the county level to present a presentation at the fair. Exhibitors will be assigned a time during the fair; presentations should not exceed 20 minutes.

4-H members are expected to provide supplies and equipment needed, microphone will be provided.

Qualifying for State Fair: All Junior, Intermediate, and Senior Blue ribbon winners from the County Contest or Kitsap Fair are qualified to participate at Washington State 4-H Fair. In order to register for participation, contact Bruce Bradley prior to County Fair at 360-710-1533 or bhbradley@earthlink.net or in the 4-H Office at County Fair.

Class 6001	Blue: 40, Red: 30, White: 20
Lot 1	Public Presentation

4-H In Action

4-H In Action Department Rules:

1. Schedule on turn in days.
 2. This is a non-judged activity open to Junior, Intermediate and Senior 4-H members.
 3. Members may enter maximum of 2 hours per exhibitor.
 4. This activity is not as formal as a demonstration or illustrated talk; however, the presentation should be planned and practiced. Individuals, teams and groups are encouraged to share an activity with the public. Information should be presented, and questions answered.
 5. Examples of activities are: spinning wool, using a serger to construct a garment, showing how to use grooming equipment, how and why to recycle, construction of craft items, showing how cameras work, showing how to build something, demonstrate how to make a wreath, etc. This does not have to be a project related activity.
 6. You are responsible to provide all supplies and equipment necessary to complete your presentation.
- A = ONE HOUR (minimum) B = TWO HOURS (maximum)

Class 6002	1 hr: 15 points, 2 hr: 30 points
Lot 1	Livestock – 1 hr
Lot 2	Small Animal – 1 hr
Lot 3	Still Life – 1 hr
Lot 4	4-H Promotion – 1 hr
Lot 5	Livestock – 2 hr
Lot 6	Small Animal – 2 hr
Lot 7	Still Life – 2 hr
Lot 8	4-H Promotion – 2 hr

4-H Judging Contests

Class 6003

Blue: 30, Red: 20, White: 10

Judging Class Rules:

All contests of a general nature are listed here if you do not see something listed here please contact your superintendent.

Lots will be classified based on age, as of Oct 1st of the current 4-H year:

- Junior: 8-10 years of age
- Intermediate: 11-13 years of age
- Senior 14- 18 years of age

All judging will be individual rather than team(s). For more information on project specific Judging Contests, see project listing or contact the project superintendent.

Lot 1	Archery	Lot 10	Swine
Lot 2	Dog	Lot 11	Sheep
Lot 3	Rabbit	Lot 12	Beef
Lot 4	Goat	Lot 13	Plant Sciences
Lot 5	Cat	Lot 14	Photography
Lot 6	Llama	Lot 15	Livestock Judging
Lot 7	Poultry	Lot 16	Expressive Arts
Lot 8	Equine	Lot 17	Foods & Nutrition
Lot 9	Cavy	Lot 18	Clothing & Textiles

4-H Educational Display

Superintendent: Jenni Reichle

Educational Display Department Rules

1. **MUST** be turned in at the Pavilion through the south door on the **2nd Friday of August from 2-7 PM for judging, no exceptions.**
2. Class 6007 & 6008 require both Project Superintendent approval AND Educational Display Superintendent approval by August 1st. Please email both the Project and Educational Display Superintendent for approval. Superintendent email addresses can be found on the Superintendent Directory on page 3.
3. Complete a separate entry form for each Educational Display.
4. Class 6004 & 6005 must be marked on the back top left corner with the members first and last name, age division, club, and where the poster is to be sent for display. (i.e., Susie Smith, Senior, Kitsap Canines 4H Club, Sheep barn)
5. Displays must be set up by the end of the first day of fair. Displays **MUST** be clearly marked with the members first and last name, age division, club, barn location for display, and the hang tag. (i.e., Susie Smith, Senior, Kitsap Canines 4H Club, Dog Barn).
6. Only Seniors, Intermediates, and Juniors may enter the Educational Display contest. Cloverbuds may bring posters when they enter their primary exhibits
7. Posters or graphs **MUST** be entered on poster board **ONLY**. Poster or graph **MUST** be 22" x 28" in size. Any material that is **NOT** poster board will not be accepted. Entry will be disqualified if incorrect material is used.
8. Member **MUST** be enrolled in the project that relates to the Lot number, in order to receive premium points, except for Lots 16-22. Any member may enter an Educational Display in Lots 16-22
9. Member may enter 1 display per class that member is enrolled in.
10. Any previously entered OR judged educational display(s) MAY NOT be reentered.
11. No Educational Display(s) will be accepted if paint/ink/glue is still wet or if they include liquids, there may be no adhesives of any kind left exposed that may stick to another display.
12. Dimensional attachments must be securely attached and may not stick out over ¼ inch. Loss of one

ribbon placing for items sticking out over ¼ inch.

13. Any misspelling or grammatical error automatically drops the Educational Display one ribbon placing when judged.
14. NO COPYRIGHTED ILLUSTRATIONS, CARTOONS OR PRODUCT LABELS OF ANY KIND MAY BE USED IN EDUCATIONAL DISPLAYS. NO EXCEPTIONS. Any Educational Displays that include any of the above will be disqualified.
 **[Use of the 4-H Name and Emblem](#) requires special considerations. If any Educational Displays include the misuse of the 4H emblem, they will be dropped a ribbon placing.
15. Posters must illustrate ONE main idea.
16. Educational Displays must be able to be read clearly from 10 feet away.
17. Educational Displays MUST contain accurate information. Inaccurate information may lead to disqualification.
18. Displays may show any topic of an educational nature, must deliver a quick message, increase the public’s awareness or knowledge. **Think billboard message, not documentary.** [Making Informational Posters](#) is a great resource when creating your Educational Displays.
19. Table Display(s) must be displayed on a table, bench, or shelf where it can be studied by the public and MUST consist of a backdrop and/or prop. Must be approved by both Project Superintendent and Educational Display Superintendent by August 1st.
20. Table Display(s) will be judged in place as arranged with Superintendent. Judging for these classes will be sometime during fair.
21. 4-H members are responsible for picking up their Educational Displays after fair.
22. Lot will determine the barn that the Educational Display is presented in during fair.

	Class 6004, 6005 & 6006: Blue: 15, Red: 10, White: 5 Class 6007 & 6008: Blue: 25, Red, 20, White 15
Class 6004: Poster (22" x 28") Class 6005: Graph or Chart (22" x 28") Class 6006: Mobile (made by exhibitor) Class 6007: Table Display, made by exhibitor Class 6008: Table Display or Free-Standing Display made by a group or club (two or more members). Table Displays require Superintendent Permission	Lot 1 Dog Lot 2 Rabbit Lot 3 Goat Lot 4 Cat Lot 5 Llama Lot 6 Poultry Lot 7 Archery Lot 8 Equine Lot 9 Cavy Lot 10 Swine Lot 11 Sheep Lot 12 Beef Lot 13 Plant Science Lot 14 Photography Lot 15 Sewing Lot 16 Environmental BMPs for livestock owner Lot 17 E. Coli Education Lot 18 Promotion of 4-H Lot 19 Promotion of 4-H Camp Lot 20 Promotion of Agriculture Lot 21 Promotion of Fair Theme Lot 22 Other project Member is Enrolled In
SPECIAL LOTS	Blue: 30, Red: 25, White: 20
*Lot 16 Environmental Best Management Practices for Livestock Owners: Anyone enrolled in an Animal Science, Food Science, Plant Science or Environmental Stewardship project(s) may submit one poster to	

educate the public about improving water quality by using environmental best management practices for livestock (i.e. regularly picking up manure from paddocks, composting livestock manure, covering compost piles, creating paddock sacrificial areas, installing downspouts, etc.).

*Lot 17 E. Coli O157:H7 Prevention Education: Anyone enrolled in Animal Science, Food Science, or Plant Science projects may submit one poster to educate the public about the prevention of E. Coli O157: H7. Educational Displays in Lot 58 MUST contain the specific strain listed as “E. coli O157:H7.” Failure to include the entire specific strain of E. coli will result in automatic dropping of one ribbon placing.

**Requires proper use of the 4-H emblem.

4-H Knowledge Bowl Contests

Class 6009			Blue: 50, Red: 40, White: 20
Lot 1	Archery	Lot 10	Swine
Lot 2	Dog	Lot 11	Sheep
Lot 3	Rabbit	Lot 12	Beef
Lot 4	Goat	Lot 13	Plant Sciences
Lot 5	Cat	Lot 14	Photography
Lot 6	Llama	Lot 15	Livestock Judging
Lot 7	Poultry	Lot 16	Expressive Arts
Lot 8	Equine	Lot 17	Foods & Nutrition
Lot 9	Cavy		

4-H Record Book

Superintendent: Cora Smith

Record Book Department Special Rules:

1. **Record Books will be submitted at the Pavilion, 2nd Friday of August from 2-7 PM**, same date, time, and location, to submit Educational Displays.
2. **All 4-H members MUST submit a Record Book for judging to receive Premium Points in their project.**
3. All 4-H members who exhibit animals at the Kitsap Fair are **required** to complete a Record Book.
4. Record Books are required for animals to be sold at the Kitsap Junior Livestock Auction (KJLA).
5. Record Books will be on display during the fair in barns that have space at the Superintendent’s discretion.
6. Please refer to [Record Book instructions](#) available to assist you in completing your Record Book.
7. Record Books should be in a 3 ring loose-leaf binder, no larger than 2 inches thick with a clear cover on the exterior in a size adequate for the contents.
8. Scorecards and more information are available [online](#).

****Please check with Club Leader & Superintendent for Record Book requirements in your project areas.****

Class 6010		Blue: 50, Red: 40, White: 30
Lot 1		Record Book

4-H Round Robin Showmanship

Superintendent: TBD

1. Showmanship clothes are required. Wear what is recommended for Fitting & Showmanship in each division.
2. Champion and Reserve Champion showmen from beef, sheep, goats, swine, equine and llamas compete for Large Animal Round Robin.
3. Champion and Reserve Champion Showmen from Poultry, Rabbit, Cavies, Cats and Dogs compete for Small Animal Round Robin.
4. Champion and Reserve Champion Showman will receive rosettes.

STILL LIFE ACTIVITIES**4-H Archery****Superintendent: Mike Smith**

Archery Department Rules

ARCHERY SCHEDULE OF EVENTS**SUNDAY**

1:00 p.m. – 7:00 p.m. Turn in exhibits at Archery Barn, and shooting for Lot 8, “Kitsap Fair 4-H Entry” Form must be filled out prior to Fair. Archery range open for practice by appointment only.

WEDNESDAY

10:00 a.m. – 1:30 p.m. Judging Contest and Knowledge Bowl Contest

2:00 p.m. – 10:00 p.m. Youth reflecting arrows, mounting targets and greeting public, and fun shoot. Must sign up for a time slot on Monday or Tuesday. For fun shoot (only available if rifle is not at fair).

THURSDAY

2:00 p.m. – 12:00 p.m. Freeman Shoot

12:00 p.m. – 7:00 p.m. Team Shoot (Youth to assemble the teams. See Rules.)

7:00 p.m. – 10:00 p.m. Flint Shoot

FRIDAY

10:00 a.m. – 1:00 p.m. Flint Shoot

1:00 p.m. – 5:00 p.m. Freeman Shoot

5:00 p.m. – 7:00 p.m. Archery Shooting Booth Exhibition (practice time)

7:00 p.m. – 10:00 p.m. Animal Shoot

SATURDAY

10:00 a.m. – 1:00 p.m. Animal Shoot

1:00 p.m. – 5:00 p.m. Freeman Shoot

5:00 p.m. – 7:00 p.m. Archery Shooting Booth Exhibition (practice time)

7:00 p.m. – 10:00 p.m. FITA Shoot

SUNDAY

10:30 a.m. – 4:30 p.m. Multicolor Shoot

4:30 p.m. – 5:30 p.m. Range shut down. No shooting.

5:30 p.m. – 6:00 p.m. Archery Shooting Booth Exhibition (practice time)

6:00 p.m. – 7:00 p.m. Pick up exhibits at Archery Barn

NO MONDAY PICKUP of exhibits

Record Book Requirements for Archery, NON-JUDGED

The Archery project has set the minimum requirement above standard to attend fair. Minimum record books are turned in on the archery exhibit day and are not judged. All Record Books will be displayed in the Archery Barn. Youth submitting non-judged record books will not receive premium points for archery.

We encourage members to complete all sections of the record book.

The minimum requirement to exhibit archery is to complete:

- 1) the record book cover page and display it on exterior cover,
- 2) include signed agreements,
- 3) include complete project pages.

Record Book Requirements for Archery, JUDGED

For members with archery as their primary project, record books should use the Shooting Sports emblem on the front cover and have archery as the first project. Blue ribbon record books may be submitted for year-end awards to club leader after State Fair. Club leaders submit record books for year-end archery awards. A Record Book MUST be judged to be eligible for the best Archery Record Book Award. A Record Book MUST be judged to receive Archery Premium Points.

LOT 1 – 4 RULES

<ol style="list-style-type: none"> 1. Advance registration required. (Sign up on Super Saturday) 2. Information for each Shoot will be available at sign up. (Distances and target sizes) 3. Level for members will be determined by age, using the 4-H age groups. 4. Open to 4-H Archery members who have passed the Basic Skills Test. 5. Maximum bow weight not to exceed fifty (50) pounds. Field points or target points only. 6. Wooden arrows can't be used when shooting a compound bow. 7. Archer must only shoot at one of the two times listed for each event. 		
Class 6101		Blue: 45, Red: 40, White: 25
Lot 1	Multicolor Shoot – Event will be held Saturday evening and Sunday morning in the Archery Booth	
Lot 2	Animal Shoot – Event will be held Friday evening and Saturday morning in the Archery Booth	
Lot 3	FLINT Shoot – Event will be held Thursday evening and Friday morning in the Archery Booth	
Lot 4	Freeman Round Shoot – Event will be held Thursday morning and Friday & Saturday afternoon in the Archery Booth	
LOT 5 RULES		
<ol style="list-style-type: none"> 1. Archers should indicate interest in the Team Shoot during exhibit turn-in and registration. Archers can make up their teams from the list generated. 2. Team will consist of three 4-H archery members, one from each age level. (Jr., Int., and Sr.). No person can be on more than one team. Each team's members may be comprised of lower age levels. For example, a team could be made up of 3 Junior members, or 1 Junior with 2 Intermediates. 3. Team will shoot at 20 yards at 60 cm 10-ring target. 4. Each team member will shoot 30 arrows with ten ends of three arrows. 5. Teams will have one archer on recurve freestyle, one archer on bare bow, and one archer on compound. 		
Lot 5	Team Shoot – Event will be held Thursday afternoon.	
		Blue:30, Red:20, White:15
Lot 6	Bow Style Competency Shoot - Event will be held only during open shoot times, no signups available, no premium points. Archers shoot 20 arrows in each style (recurve, compound, and barebow). Standard FITA rules apply, only modification for number of arrows.	
Lot 7	Regulation Concentric (round) target - (not to exceed 60 cm) mounted, shot 5 ends of 6 arrows, and scored by member. (Score sheet attached with distance designated. Score sheets available from Superintendents. Targets should be mounted prior to fair starting.)	
		Blue: 20, Red: 15, White: 10
Lot 8	Piece of archery equipment made by member - maximum of three different types per exhibitor. Must be made during 4-H year. May be used by member during the year. NEW: provide written description of item on 3x5 card, no names or other identifiers. e.g.: one recurve arrow for 16lb bow. Finger tab sized for left hand senior archer. Quiver: ground, side, or back carry. Help us understand how this piece of equipment is used.	

4-H Clothing & Textiles	Superintendent: Tami Hoenig
------------------------------------	------------------------------------

Clothing & Textiles Department Rules:

1. Still life entries are allowed by any 4-H member. Members not enrolled in a 4-H clothing project may NOT enter contests. (Fashion Revue, Creative Consumers of Fashion, On the Spot Sewing)
 2. A 3X5 card explaining the process of creating the entry must be included for all items.
 - a. All articles must have an attached care label sewn in or an attached 3X5 card with care instructions.
 - b. An additional 3X5" card is encouraged*: with age, years in 4-H, years in project, and any special information the entrant wants the Judge to know regarding the entry.
*Superintendent reserves the right to request a card of the member at time of entry for entries in the "Superintendents Discretion Lots."
 - c. No name should be on the card, which may be pre-written or written out at the time of entry on a provided card.
 3. Once items have been entered, they may not be removed from the building. Exceptions may be made at the Superintendents discretion to allow a matching accessory to be modeled with a Fashion Revue Outfit. Fashion Revue clothing is all judged for still life construction, and will be displayed upon completion of the Fashion Revue
 4. There are no limits on the number of sewn entries. However, more than 3 items entered by the same exhibitor in the same lot, may be deemed a collection and judged as 1, i.e. 4 placemats would be judged as a collection.
 5. Members of any age or skill level may enter items in any lot. Levels are listed for purely informational purposes.
 6. Superintendents and/or judges reserve the right to change lot numbers as needed.
- ***ALL EXAMPLES ARE EXAMPLES ONLY. Ask your superintendent if you have any questions about where to enter your item.

Class 6201		Blue: 20, Red: 15, White: 10
Beginning Sewing Projects	Lot 1	Examples: simple apron, head scarf, scrunchie, placemat, table runner, pot holder, pillow case, tote with handles or drawstring, laundry bag, marble bag, items from a kit
Class 6202		Blue: 25, Red: 20, White: 15
Intermediate Sewing Projects	Lot 1	Examples: garments with zippers, garments with facings, garments with buttons and buttonholes, simple swimsuit, simple unlined outerwear, pet costumes, cage covers, animal beds/pillows, horse blankets, animal coats, bag or pouch with closures
Class 6203		Blue 30, Red: 25, White: 20
Advanced Sewing Projects	Lot 1	Examples: zippered and lined purse or bag with pockets, advanced level embellishment, simple lined garments, unlined detailed coat or jacket, fitted skirt, simple unlined formal or party dress, advanced outerwear with pockets, linings, zippers, snaps or other features.
Class 6204		Blue: 35, Red: 30, White: 25
Expert Level Sewing	Lot 1	Examples: complex lined jacket or coat should incorporate tailoring techniques such as bound buttonholes, hair canvas, pad stitching, welt pockets, etc, complex formal dress, expert level outerwear, coordinating complex separates

Class 6205	Quilts	Large:/Difficult: Blue 25, Red: 20, White: 15 Small/Simple: Blue: 20, Red: 15, White 10
<ol style="list-style-type: none"> .All exhibits in Quilts lots must be accompanied by the completed form C1065E – 4-H Quilt Entrant Questionnaire. If questionnaire is missing or incomplete, the exhibit may be dropped one ribbon placing. Small/Simple lots will be less than 2,500 square inches in size. Large/Difficult lots will be more than 2,500 square inches in size. Quilted entry is defined as a textile article consisting of layers of fabric stitched together by hand or machine and machine or hand quilted with single tacking stitches or multiple stitching lines. Fabrics may be whole cloth or pieced. 		
Lot 1	Quilted Wall hanging	
Lot 2	Quilted Home Décor Item	
Lot 3	Pieced, Quilted Wearable Garment – Simple	
Lot 4	Pieced, Quilted Wearable Garment – Difficult	
Lot 5	Hand or Machine Pieced Quilt Tied - Small	
Lot 6	Hand or Machine Pieced Quilt Tied – Large	
Lot 7	Whole Cloth Quilt: Machine or Hand Quilted - Small	
Lot 8	Whole Cloth Quilt: Machine or Hand Quilted – Large	
Lot 9	Machine Pieced and/or appliqued Quilt: Machine Quilted - Small	
Lot 10	Machine Pieced and/or appliqued Quilt: Machine Quilted – Large	
Lot 11	Machine Pieced and/or Appliqued Quilt: Hand Quilted – Small	
Lot 12	Machine Pieced and/or Appliqued Quilt: Hand Quilted – Large	
Lot 13	Hand Pieced and/or Appliqued Quilt; Hand Quilted - Small	
Lot 14	Hand Pieced and/or Appliqued Quilt; Hand Quilted – Large	
		Blue: 40, Red: 30, White: 20
CLASS 6206	Fashion Revue Contest	Lot 1
Fashion Revue		
<ol style="list-style-type: none"> Open to exhibitors enrolled in the Clothing & Textiles, Adventures in Family Living or Needlework projects. There is no limit on the number of garments that may be entered in the Fashion Revue contest. All contestants turn in garments and sign up for a Wednesday interview time. Garments will remain at the Fairgrounds for construction judging on Tuesday of Fair week. Each garment must have an attached care label or a 3"x5" card giving fabric content and care instructions pinned to it. All entrants will turn in a Fashion Revue Personal Data Sheet (EM0682), typed, with fabric samples (when available) attached and with photos of the member in the Fashion Revue garment(s). Points may be deducted for an incomplete form. All interviews will take place on Wednesday of Fair week, between 10:00 a.m. and 5:00 p.m., on the Presidents' Hall stage in view of the public. Contestants are to be dressed and ready for the interview 10 minutes in advance of the scheduled time. All entrants must take part in the public style show on Wednesday evening at 6:30 p.m. Final judging takes place during the style show. <u>No premiums or ribbon placings will be awarded if contestant does not participate in Wednesday evening show.</u> Any special awards (merchandise, gift certificates, cash awards will be given at the discretion of the Judges and/or the Superintendent. The top scoring blue ribbon winner in the Junior, Intermediate and Senior divisions may be awarded rosettes. The top scoring Fashion Revue entry may be awarded the Cora Ives award. Any blue-ribbon winner at the Kitsap Fair will be eligible to model at the State Fair in Puyallup in the Daily Fashion Revue contest. In the event that an entrant has more than one blue ribbon entry, the member may choose one to compete in for Daily Fashion Revue at State Fair. Blue ribbon Fashion Revue entries not being modeled may be entered in Still Life at the State Fair, if they have also received a blue ribbon in construction at the Kitsap Fair. 		

CLASS 6207	Creative Consumers of Fashion Contest	Blue: 40, Red: 30, White: 20
Lot 1	Creative Consumers of Fashion	
Lot 2	\$10 Challenge for remodeled or recycled garments	
<ol style="list-style-type: none"> 1. The data sheet (WS4-HF 9.59b) is part of the contest, and is judged, therefore must be solely prepared and written by the contestant. Wednesday interviews are held during fair hours, on the stage in the Presidents' Hall, in view of the public. Contestants must be dressed and ready for the interview 10 minutes prior to scheduled time. At 6:00 pm, contestants must return to dress for the 6:30 pm Style show. Judges will continue to evaluate the entrant during the fashion show and final awards will be decided and presented at the end of the show. 2. The garment entered in Lot 1 may consist of garments and accessories purchased by the participant and/or remodeled or recycled clothing. Complete data sheets (C1079E), photos, etc. must be provided. 3. Each separate piece must have a permanently attached care label, or a 3 x 5 inch card with care instructions. 4. All sleepwear made for children through size 12 must be made of flame-retardant fabrics. 5. All judging of this activity will be done on stage before the public. This includes both modeling and interview judging. 6. The garment entered in Lot 2 must include a top (shirt, blouse, etc) and a bottom (pants, shorts, skirt, etc) or may be a one piece total garment. Complete data sheets (C1079E), photos, etc. must be provided. Receipts for purchasing the outfit must be attached. <u>Total cost of the outfit must be no more than \$10.</u> The cost figure does not apply to shoes and/or accessories. 7. Lot 2 is open to all 4-H members who may be purchasing clothing for their own specific project (i.e. show clothes) Shopping may be done at thrift stores, consignment shops, garage sales, etc. If repairs and embellishments are done to the outfit, the cost of repairs and embellishments must be included in the total cost. 8. Participants may enter 1 item in both Lot 1 OR Lot 2, but not both. 		
CLASS 6208	On The Spot Sewing Contest	Blue: 40, Red: 30, White: 20
Lot 1	On The Spot Sewing	
<ol style="list-style-type: none"> 1. Contest is held Friday of Fair week, from 1:00 p.m. – 3:30 p.m. Members should arrive early to set up. 2. This contest provides an opportunity for 4-H Clothing and Textiles and Adventures in Family Living members to show what they have learned in their sewing activities. The contest is held during the Fair, in view of the public, near the stage in the Presidents' Hall. The member arrives with a garment or other item cut out and marked, but with no sewing done. Each participant brings his or her own sewing machine and/or serger, supplies and notions needed. 3. There is a 2.5 hour time limit. Participants will be observed by the judge while they work and will show their completed work to the judge and model it for the judge if they've sewn a garment. 		

4-H Cloverbud		Superintendent: Jennifer Denham
<p>Cloverbud Department Rules:</p> <ol style="list-style-type: none"> 1. This division may also be referred to as “Primary 4-H” 2. Open to 4-Hers ages 5-7 as of October 1st of the current 4-H year enrolled in the Kitsap County 4-H program. 3. There are no premium points in this lot. Cloverbud 4-H member ribbons will be awarded. 4. Cloverbud members are limited to 12 entries per member. 5. This is not a State Fair class. 6. Cloverbud member still life exhibits will be entered on the second weekend of August at the Presidents’ Hall. If the member is entering fresh items such as baked goods, flower arrangements, or plants/produce, those will be dropped off the Monday of Fair week between noon and 6 PM in the Presidents’ Hall. 7. Cloverbud members will be allowed to pen their animal in the animal barns on Saturday in order to participate in the Saturday fair activities, as long as space allows and biosecurity measures are followed. Cloverbud animals are REQUIRED to clear vet check at the same time as all animals on Vet Check Day, which is the Tuesday before Fair. Ask Superintendent for more information. 8. Use of handheld sharp utensils, stove, oven, boiling, liquids will NOT be allowed in Cloverbud food exhibit. Blenders are allowed but must be provided by the member and will require assistance by a parent, guardian or kitchen staff. Member must bring all ingredients and specialty tools required to prepare snack. 9. Each Cloverbud 4-H member will visit with the Judge about his or her project. Please plan to spend a few minutes with the Judge when you bring your project to the Fair. Exhibits will <u>not</u> be accepted without the member being present! 10. Cloverbud members may bring only the following small animal projects to the Fair: rabbits, poultry, dogs, cats, covies and miniature goats. 		
CLASS 6301		
Cloverbud 4-H	Lot 1	Cloverbud 4-H (any article, display or animal* made/used as part of the project you are enrolled in).
Cloverbud Scavenger Hunt	Lot 2	Cloverbud Scavenger Hunt 11:00 a.m. Saturday at the 4-H entrance to Presidents’ Hall will begin at 11:15 a.m. and be completed by 11:45 AM. Completed Scavenger Hunt forms need to be turned in by 4 PM to be included in prize drawing.
Foods – Preparing Activity	Lot 3	Cloverbud member will be allowed 30 minutes to prepare their favorite snack. Examples are, but not limited to: a sandwich, smoothie drink, dip, salad, etc. Use of handheld sharp utensils, stove, oven, boiling liquids will NOT be allowed in this activity. Blenders are allowed, but must be provided by the member and will require assistance by a parent, guardian, or kitchen staff. Member must bring all ingredients and specialty tools required to prepare snack.

4-H Engineering & Technology	Superintendent: Sonny Sciarrotta
Engineering & Technology Department Rules	
<ol style="list-style-type: none"> 1. All exhibits shall have a 3"x5" card attached to the entry which will include the following: <ol style="list-style-type: none"> a. Age b. What tools were used c. What the member has learned d. How the exhibit was made or what was done 2. Entries will be judged on: <ol style="list-style-type: none"> a. What the member has learned b. How the display communicates to the public what was done c. Workmanship of basic skills 3. Entries will be judged in three sections – Junior, Intermediate, and Senior 	

CLASS 6401	Woodworking	
Woodworking Department Rules:		
1. Entries will be judged on: Originality, Degree of Difficulty, Joinery, Preparation for Finish, Finish		
Lot 1	Simple Woodworking Project	Blue:15, Red: 10, White: 5
Lot 2	Medium woodworking project	Blue: 25, Red: 15, White: 10
Lot 3	Intricate/difficult woodworking project	Blue: 35, Red: 25, White: 15

CLASS 6402	Small Engines	
Lot 1	Any item or display made by the member in the small engine project.	Blue: 20, Red: 15, White: 10

CLASS 6403	Bicycle	
Lot 1	Any item or display made by a member of the bicycle project	Blue: 15, Red: 10, White: 5

CLASS 6404	Rocketry	
Rocketry Department Rules		
<ol style="list-style-type: none"> 1. All exhibits shall have a data sheet attached to the entry which will include the following: <ol style="list-style-type: none"> a. Age b. Preflight information (kind and size of rocket) c. Launch, weather, and flight data 2. All entries shall have a Certificate of Flight attached to the exhibit. 3. Entries will be judged according to degree of challenge on workmanship and stability as determined in model rocketry catalogs. 4. All entries shall be on a stand or hanging, with or without background. No live engines or fuel. 5. Entries will be judged on: <ol style="list-style-type: none"> a. Functional Apparatus b. Workmanship c. Display Requirements 6. Group display shall be judged individually, then as a group. 7. All rockets need safety caps on top of launch rod. 8. All rockets must have been successfully flown prior to exhibiting. 9. Entries will be judged in three sections – Junior, Intermediate, and Senior. 		
*Lot 8 & 9 MUST be accompanied by rocket plans.		
Lot 1	Skill level 1, single stage	Blue: 15, Red: 10, White: 8
Lot 2	Skill level 1, multi-stage	Blue: 15, Red: 10, White: 8
Lot 3	Skill level 2, single stage	Blue: 20, Red: 15, White: 10

Lot 4	Skill level 2, multi-stage	Blue: 20, Red: 15, White: 10
Lot 5	Skill level 3, single stage	Blue: 25, Red: 20, White: 15
Lot 6	Skill level 3, multi-stage	Blue: 25, Red: 20, White: 15
Lot 7	Any kit rocket, skill level 4 or above	Blue: 25, Red: 20, White: 15
Lot 8	Rocket from commercial plans	Blue: 25, Red: 20, White: 15
Lot 9	Rocket from exhibitor's own plans	Blue: 25, Red: 20, White: 15
CLASS 6405	Snowmobiling	Blue:15, Red:10, White:5
Lot 1	Any item or display made by the member in the snowmobiling project.	
CLASS 6506	ATV Safety	Blue:15, Red:10, White:5
Lot 1	Any item or display made by the member in the ATV Safety project.	
CLASS 6507	Electricity	Blue:15, Red:10, White:5
Lot 1	Any item or display made by the member in the Electricity project.	
CLASS 6408	Welding	Blue:15, Red:10, White:5
Lot 1	Any item or display made by a member of the Welding project.	
CLASS 6409	Large Construction Projects	Blue:15, Red:10, White:5
Lot 1	Any item or display made by a member of the Construction project.	
CLASS 6410	Computers	
Lot 1	Any item or display made by a member in the Computer project	Blue:15, Red:10, White:5
CLASS 6411	Computer Technology	
Lot 1	Any item or display made by a member of the Computer Technology project.	Blue:15, Red:10, White:5
CLASS 6412	Model Building	Blue:15, Red:10, White:5
Lot 1	Static Model	
Lot 2	Operating Model	
Lot 3	Diorama	
Lot 4	Lego	
Lot 5	Kinex	
CLASS 6413	Robotics	Blue: 15, Red: 10, White: 5
Lot 1	Any item or display from "Junk Drawer Robotics" curriculum	
Lot 2	Any item, program, or display from NXT Mindstorm Robotics	

4-H Environmental Stewardship	Superintendent: Kelly Sciarrotta
Environmental Stewardship Department Rules:	
1. Open to members enrolled in any project of the Environmental Stewardship Program	
2. Each exhibit must be properly labeled, mounted, identified and classified where appropriate.	

Class 6501	Exploring Your Environment	Blue:15, Red:10, White:5
Lot 1	Air	
Lot 2	Energy	
Lot 3	Forestry	
Lot 4	Marine Life	

Class 6502	Outdoor Adventures
Lot 1	Any item or display made by a member in the Outdoor Adventure project.

Class 6503	Science Discovery
Lot 1	Any item or display made by a member in the Science Discovery project Examples: rocks and minerals, 3R's: Reduce, Reuse, Recycle, oceanography, weather or climate, spiders, outer space,

Class 6504	Forestry Stewardship
Lot 1	Any item or display made by a member of the forestry project Examples: minor forest products, labeled, plant press made by exhibitor, labeled, fresh specimens of at least 3 species, labeled, collection of at least 5 native species, labeled, display of log cross section, using annual rings for historical and other recordings of events during the life of a tree, etc

Class 6505	Geology
Lot 1	Any item or display made by a member of the geology project Examples: Rock collections - labeled, mineral collections – labeled, fossil collection – labeled, artifacts collection labeled, soil profiles, petrified wood, rock tumbler made by exhibitor, ect.

Class 6506	Wildlife
Lot 1	Any item or display made by a member of the Wildlife project Examples: Pictures or drawings of local wildlife, collection of 6 common insects, pictures or sketches or abandoned nests of five different native birds, labeled, mounted specimens of ten different native wildlife foods, labeled, ect

Class 6507	Marine
Lot 1	Any item or display made by a member of the Marine Life project Examples: Display board of four common knots used by outdoorsmen, display of 5 different seashells, photos, pictures or specimens preserved in jars of five native fish, labeled, picture or drawing of local fish and marine life, giving information on habitat and use.

Class 6508	Safety Research
Lot 1	Any item or display made by a member of the Safety & Research project Examples: Map of location where exhibitor lives – made by exhibitor, display of any kind showing safety in the outdoors (gun safety, boating safety, first aid, etc), self-made tools and equipment, etc

Class 6509	Outdoor Survival
Lot 1	Any item or display made by a member of the Stewardship of the Environment project Examples: Knife made of natural materials, fishhooks and lures made from materials available in the woods, display of edible food samples from the woods in this area (plants, berries, etc), etc
Class 6510	Wind Energy
Lot 1	Any item or display made by a member in the Wind Energy project.
Class 6511	Water Resources
Lot 1	Any item or display made by a member in the Water Resources project.
Class 6512	Sport Fishing
Lot 1	Any item or display made by a member of the Sport Fishing project Examples: Catch and release photo journal of catches, display of 10 different natural baits, labeled and tell where they are found and how they would best be used, exhibitor made fishing equipment such as fishing net or creel, display showing how to measure water quality using macro invertebrates, etc
Class 6513	Amphibians
Lot 1	Any item or display made by a member of the amphibian project (no live animals).
Class 6514	Pets
Lot 1	Any item or display made by a member in the Pet project (no live animals).
Class 6515	Shooting Sports
Lot 1	Any item or display made by a member in the Shooting Sports project. *Archery See Archery Department Examples include: riflery, pistol, shotgun, black powder/muzzle loading and hunting projects.

4-H Expressive Art

Superintendent: Danielle Foss

Expressive Arts Department Rules

1. All work must be the work of the exhibitor who must be enrolled in Expressive & Visual Arts or Self-Determined Arts projects by May 1st.
2. Classroom projects that are not part of a 4-H enrichment program are eligible for exhibition but will not be eligible for exhibition at State 4-H Fair.
3. Exhibitor may enter more than one item per lot but quality is encouraged over quantity.
4. Arts Judging Contest open to all age classes on Saturday Turn-in-Day from 10:00 am to 2:00 and Sunday Turn-in Day 2:00 to 6:00 pm. See Superintendent for more details.
5. A 3"x5" card (or similar) must accompany each entry, to include the details listed below. Cards are not judged but used by the judges to judge the entry.
 The following information must be provided:
 - a. Age of member
 - b. Years working in project/using this technique
 - c. A step by step description on how the item was created
 Do not include member's name on card.
 Failure to include card could lower ribbon placement.
6. Artwork that is done on paper must be matted (minimum required) and/or framed. Artwork to be hung should be prepared for hanging by matting (minimum requirement) and/or framing (not required). Please apply a hanging device to the back of the artwork (available at check-in for non-framed projects).
7. Artwork entered will be on display for the public and may incur handling and/or damage. Please plan accordingly when entering exhibits. No weapons of any kind are allowed as entries.

Blue: 20, Red: 15, White: 10

CLASS 6601	Fine Arts	Lot 1	Drawing – pencil, pen & ink, charcoal, pastels/chalk, mixed media, other
		Lot 2	Paper art - block print, collage, paper sculpture, stationary or cards, other
		Lot 3	Painting - Oil, Acrylic, Water color, tempura, gouache, other
		Lot 4	Fabric Art - silk screen, tie dye, fabric paint, batik, pieced design, other
		Lot 5	Glass - stained glass, etched, fused, other
		Lot 6	Ceramics - hand built, wheel thrown, glazed, unglazed, other
		Lot 7	Beadwork - handmade beads, beaded projects, beaded art, other
		Lot 8	Miscellaneous - mixed media art that does not fit in any other category, may be subject to superintendent's discretion
CLASS 6602	Applied Arts	Lot 1	Dioramas & Sculpture - carvings of wood or other materials, paper mache, concrete, wood sculpture, stone, metal, diorama of various materials, polymer clay, salt dough or air dry, plaster, wax, other
		Lot 2	Macrame - wall hangings, jewelry, plant holders, other
		Lot 3	Candles - handmade or decorated, molded, other
		Lot 4	Basketry - natural materials, plastic, string, straw, pine needle, reed, fabric, wood, other
		Lot 5	Metal or Enamel - jewelry, tin work, other
		Lot 6	Decorative art - ornaments, figures, wreaths, wall hangings, centerpieces, other
		Lot 7	Wearable and Doll - sweatshirts, t-shirts, jewelry, hair accessories, doll clothes, dolls (any material), doll toys or

		Lot 8	accessories, other Leathercrafts - cutting, punched, sewn, laced, finished, tooled leather, carving and dying, any other technique not listed. Enter complete items such as wallet or coin purse, book covers, sheaths, handbags, belts, shoes, gloves, other
		Lot 9	Miscellaneous - plastic work, decoupage, quilting, scrap craft, calligraphy, foam, string art, mosaic, stencils, mobiles, scrapbooking, pinata, other

CLASS 6603	COLLECTIONS	No Premium Points Awarded – Display Only
<p>Open to members enrolled in Expressive Arts Projects.</p> <ol style="list-style-type: none"> 1. Collection must be ready for display. 2. The suitability for display of the collection to be entered will be determined by the Superintendent. 3. A 3"x5" card (or similar) must accompany each entry, to include the details listed below. The judges will be using this information to help them judge the entry. DO NOT include your name on the card. Failure to include card could lower ribbon placement. 4. The following information is requested for the card: <ol style="list-style-type: none"> a. Age of member b. Why the member made the collection c. Summary of what the member learned in the process of creating the collection. d. Failure to include card could lower ribbon placement 		
Lot 1		Key fob collection
Lot 2		Sports card/memorabilia collection
Lot 3		Pencil/pen collection
Lot 4		Coin or stamp collection
Lot 5		Pin/Button collection
Lot 6		Toy collection
Lot 7		Figurines
Lot 8		Any other collection not listed

4-H Family Living**Superintendent: Wanda Meeker**

Family Living Department Rules:

1. All 4-H members are eligible to enter the family living area.
2. Only juniors enrolled in the project “Adventures in Family Living” will be able to go on to State Fair.
3. Adventure in family living members may also enter in foods, sewing, and flower arrangements.
4. One-hour herdsmanship or exhibitsmanship is expected for each member showing in the President’s Hall. Sign up for Exhibitsmanship when you enter your items in the Presidents’ Hall.
5. Enter educational displays/posters for judging on the Friday before Fair week.
6. All exhibits must have a 3”x5” card attached stating:
 - a. 4-H age,
 - b. grade and age division of the exhibitor (i.e. JR/INT/SR)
 - c. How did you make this item and what was learned?
 - d. Is this item to be a gift?
 - e. Is it an original design?
 - f. Care instructions must be included if this item is made from yarn or fabric.
7. You may enter more than one in each category but not exceed 10 in Class 6701. Items entered without the above information will be dropped one ribbon placing. All items are to be completed by the 4-H member during the present club year.
8. Exhibits will be entered in the lot number that most closely describes the type of item made, exhibits may be changed to different lots and /or premium points adjusted to reflect the degree of difficulty.

Suggestions: Take a photo of your care label from the bolt of fabric when you buy it for your project. Take a picture of your final product.

Blue: 20, Red: 15, White: 10

CLASS 6701	Home Environment	Lot 1	For the KITCHEN – Anything that you have made that may be used in the kitchen (potholders, placemats, apron, etc)
		Lot 2	For the LIVING ROOM OR FAMILY ROOM (throw, pillow, artwork, etc)
		Lot 3	For the BEDROOM (pillows, curtains, stuffed animal, jewelry, toy, etc)
		Lot 4	For the HOLIDAYS (cross stitch, ornament, advent calendar)
		Lot 5	CRAFTS (crafts you have made – at camp, school, home)
		Lot 6	For OUTSIDE (birdhouse, porch sign, outdoor decorations)
CLASS 6702	Babysitting or Child Care	Lot 1	Handmade toy
		Lot 2	Kid kit of play materials for babysitting. Kit needs to contain 5 or more items, at least 3 of which are homemade
		Lot 3	Child’s book with cloth pages
		Lot 4	Flannel board with shapes and/or story
		Lot 5	Feel box (Tactile box)
		Lot 6	Handmade puppet/doll
		Lot 7	Miscellaneous

4-H Foods & Nutrition**Superintendent: Nora Sethney****Foods & Nutrition Department Rules:**

Food entries and Food Contests are open to all 4-H Foods and Adventure in Family Living project members.

1. Entries should demonstrate knowledge gained from the project in which the member is currently enrolled. Food members MAY NOT enter Food Preservation entries or contests unless they are enrolled in a Food Preservation project for safety purposes.
2. Food exhibits will be accepted on Monday of Fair week in disposable containers between 12:00 p.m. and 6:00 p.m.
 - a. Only one entry will be accepted under each lot number.
 - b. Baked goods (Class 6801) will be disposed of on Sunday night.
 - c. Pick up all other items on Monday after fair 10:00am-6:00pm
3. All entries in this Division (Class 6801) must be exhibited with a neatly handwritten or typed plain cardstock no larger than 4" x 6". *At the discretion of the Judge, as much as one place setting may be dropped for missing or incomplete card information required for the exhibit.
 - a. Front of card – Name of product, Recipe of product
 - b. Back of card – Age of exhibitor, Name, Number of years in cooking project
4. Alcoholic products are not to be used in any food product exhibit.
5. Do not enter cream filled or chiffon pies, cream based or uncooked products.
 - a. *Exception: cream cheese frostings and glazes that are high in sugar content will be accepted for entry.*
6. Class 6801 Quantities
 - a. Cookies – 4 of same cookie
 - b. Quick Breads – 4 muffins or ½ loaf, or 1 mini loaf
 - c. Yeast Breads – 4 rolls, or ½ loaf, or 1 mini loaf
 - d. Cake – 4 cupcakes or ½ cake
 - e. Candy – 4 pieces of same candy
7. Include one-half of a cake; one-half of a loaf of bread (or one mini loaf); or one-half of a pie per entry.
 - a. Include four cookies, muffins, rolls, or buns per entry. *The use of muffin pan paper liners does not allow the true crust to be judged. Please do not use paper liners*
8. Entries may be made from a prepared mix or separate ingredients.
9. 4-H members entering exhibits or contests in Food and Nutrition shall provide one hour of Culinary Hospitality. Hours to be covered are 10:00 am – 6:00 pm Wednesday through Saturday of the fair. Members should be appropriately dressed in 4-H culinary apron and ready to greet the public, answer questions, maintain and keep foods area clean and attractive. Sign up is available on the Foods turn in day, Monday of fair week.
10. Judging Contest will take place in Presidents Hall from 1:00pm-6:00pm on Monday before fair and is open to all 4H members.
11. Pie Baking Contest will take place in kitchen Sat 1-2 PM and is open to all 4H members.

CLASS 6801	Food Product - Cooked	Blue: 15, Red: 10, White: 5
Lot 1	Quick Breads & Muffins	
Lot 2	Yeast Breads & Rolls	
Lot 3	Desserts (cookies, cakes, fruit desserts, pies, candy)	
Lot 4	Nutritious Snacks <ol style="list-style-type: none"> a) Less than 30-35% calories from fat b) Less than 10-14% calories from sugar and/or substitutes c) Has reduced salt d) Made from whole grain flour or alternative ingredients 	
Lot 5	Baked Item	

CLASS 6802	Decorated Food Product	Blue: 15, Red: 10, White: 5
May be a decorated Styrofoam, plastic, or cardboard form and the actual baked item. Will only be evaluated on the artistic work. Only one item may be entered in each lot of this class.		
Lot 1	Decorated cake – minimum size 8” round, no maximum size	
Lot 2	Decorated cupcakes – submit 4 decorated cupcakes	
Lot 3	Decorated cookies – submit 4 decorated cookies	
6803	Food related items	Blue: 15, Red: 10, White: 5
Lot 1	Food related item, such as recipe holder, canister, placemat, recipe collection	
Lot 2	Collection of favorite recipes (minimum of 24). Judging will be based on creativity, neatness, organization of collection.	
Lot 3	Any food related item no larger than 2’x2’ that carries out Fair theme	
Lot 4	Modified Recipe – start with an existing recipe and modify it for a special diet or to make it healthier; submit a copy of the original recipe and the modified recipe; list the changes to make the item healthier (lower calories, fat content, etc.)	
Lot 5	Menu Plan – list a menu for three days on an 8 ½” x 11” paper; include a personal recipe Book with at least ten recipes that you will use during those three days; recipes to include ingredient list and preparation instructions	
Lot 6	Food Gift Basket – a basket containing at least three different home prepared items; may be baked, dried, canned, food mixes, etc.; include a 3” x 5” note card describing the occasion and/or purpose of the basket	
Lot 7	Preserved Food Quick Meal – Include a menu for a meal, accompanied by 3-5 jars of home canned/dried food and/or home dried foods to be used in the meal; include a 3” x 5” card with nutritional information, and food preparation methods appropriate to the preserved items	
<p>Food Preservation Special Instructions: Open to Food Preservation project members only.</p> <ol style="list-style-type: none"> 1. Entries must be in clean standard canning jars: half-pint, pint, or quart, tightly sealed with jar rings on (except in Class N- Dried Foods). 2. No paraffin sealing will be accepted. 3. All entries must have been prepared by exhibitor after September 1 of previous year. 4. Processing methods and times must follow current Washington State University and USDA recommendations. All water bath canning must follow current USDA or Ball Blue Book recommendations. All pressure canning must follow current USDA recommendations. Recipes and processing times listed by the National Center for Home Food Preservation are approved by USDA. Youth may find this information at their website https://nchfp.uga.edu/. Due to the potential presence of e-coli and salmonella bacteria on raw meat, Extension-approved instructions on making jerky must be followed. Instructions can be found in the publication PNW 632 Making Jerky at Home Safety (https://pubs.wsu.edu) Dried meats prepared using this publication will be accepted. 5. Source of recipe must be written on the entry form for all entries in Class K (jams, preserves, jellies, conserves, & marmalades). 6. Recipes must be provided with all dried meats and all canned pickles, relishes, chutneys, salsa, and sauces (except applesauce). Include exhibitor name on all recipe cards. 7. Deliver dried foods in plastic food storage bags. Bags may be either self-sealing (zip lock) or be closed with a twist tie. After judging, the superintendent will transfer dried food products to display containers. Please provide 1/4 cup of dried food product for exhibit and judging. Prepare a label, C0804, which is available at the County Extension Office or from WSU publications (https://pubs.wsu.edu) and attach to the bag used to deliver the food products. Only the score sheet and ribbon will be returned at the end of Fair. 8. All canned products must be exhibited in standard canning jars, sealed with flat metal lids, and screw 		

bands rings. Rings should be included with the exhibit but must be able to be removed by the judge. The minimum jar size on all canned products shall be 8-ounces (one-half pint).

9. All canned exhibits must be labeled with C0803 or C0804 (available from your Extension office or from WSU Publications). Indicate “hot” or “raw” pack on canned food exhibit labels. Entries not properly labeled will be disqualified. This label should be placed on lid and labeled with the following information:
 - a. contents (if multiple contents, list all)
 - b. date of processing
 - c. method of processing
 - d. length of processing
 - e. style of pack (hot or cold)
 - f. poundage if pressure canned. List dial or weighted gauge.
 - g. Acidification (amount and type (lemon juice or citric acid)) for tomato products
10. Products canned at elevations about 1000 feet will need additional processing time as described in food preservation publications. Fair judges will accept longer processing times if the words “adjusted for high altitude” appear in parenthesis after the time processed.

CLASS 6803	Preserved Food Product	Blue: 15, Red: 10, White: 5
Lot 1	Dried foods	
Lot 2	Canned Fruit	
Lot 3	Pickles, relishes (recipe required)	
Lot 4	Jams, jellies, conserves, marmalades (recipe required)	
Lot 5	Canned vegetables (must be pressure processed)	
Lot 6	Canned meats, fish and poultry (must be pressure processed)	

CLASS 6804	Food Contest/Activities
<p>GENERAL REQUIREMENTS FOR FOOD CONTEST/ACTIVITIES</p> <p>Open to all members enrolled in any food project or Adventures in Family Living (AFL) project.</p> <ol style="list-style-type: none"> 1. Refer to EM4733E for general contest instructions. To find all noted guidelines and scorecards on the Internet, go to WSU Extension Publications Publications and enter form name or number in Search Box for downloadable PDF files. <ol style="list-style-type: none"> a. C1099E, 4-H Food Activity Worksheet b. C1098E, 4-H Food Activity Scoresheet c. EM4733E, 4-H Food Activity Guidelines d. EM4808, Sanitizing Dishes e. C1075E, 4-H Table Setting Activity Guidelines f. EM3443, Dinner is Served g. FS289E, Pack Food Safety In Your Lunch h. Various scorecards (quick or yeast breads, pies, etc.) i. Various food preservation bulletins j. At discretion of the Judge, as much as a ribbon placing may be dropped for missing or incomplete forms. 2. A team consists of two members in the same age division. Some contests do not allow for teams. 3. All worksheets must be complete prior to contest. A team only needs to complete one worksheet. <ol style="list-style-type: none"> a. Complete C1099E, 4-H Food Activity Worksheet, for each food activity you participate in. b. Prepare two copies of the recipe(s) you are using, must be clearly written and/or typed. 4. Dishes will be washed by hand. Refer to EM4808E, “Sanitizing Dishes.” 5. All food items must be purchased at a grocery store or other approved food source and brought to the contest in original packaging. No preserved foods allowed. This restriction of food sources is to comply with health department regulations that only food from approved sources may be served to the public (i.e., judges and guests). 	

6. Contestants must complete contest in the time allowed or will be penalized up to one ribbon placing.
7. Day of entries will be allowed on a space available basis. However, some contests do not allow for same day entry. Check with Superintendent for clarification.
8. Advance registration required for all contests and will be on a first come-first-serve basis.
9. Contests at the state level have changed. Juniors with blue ribbons now qualify for State Fair. At County, as well as at state levels, Juniors may compete in 2 kitchen activity contests, while Intermediates and Seniors have a maximum of 3 contests.
 - a. State level contests may continue to be virtual in the future
 - b. If you qualify for state contests, please see superintendent no later than the Monday after fair.
10. Food Judging Contest will take place in Presidents Hall from 1:00pm-6:00pm on the Monday before fair and is open to all 4H members.
11. KITCHEN RULES AND REGULATIONS, go into effect 3:00 pm, Tuesday of Fair week. The kitchen will become a closed kitchen for use by the Food Contest and Activities only. All personal items shall be removed prior to this time and any kitchen items used should be appropriately washed and put away prior to this time. After this time, all tools and contents of kitchen are for use in the Foods Contest and Activities and may not be used for personal or public use. This includes but is not limited to refrigerator, counters, microwave, stoves, ovens, small appliances, utensils, sinks, cupboards, and drawers. Refrigerator may ONLY be used for items deemed medically required with a note from a licensed physician. Refrigerator items will be cleared at 3:00 pm on Tuesday prior to the fair.
12. Persons not participating or assisting with Food Activities and Contests are not allowed in the kitchen area during activity times. Participants may have up to three guests observing in the assigned seating area provided they do not offer assistance or interfere with the contest.
13. No open toed shoes allowed in the kitchen.
14. No running or playing in the kitchen area
15. Clothes must remain on at all times in the kitchen area.
16. Chef coat or apron must be worn while participating in a Food Contest or Activity requiring food handling or preparation for a judge. You may bring your own or wear one from the kitchen.
17. Long hair must be pulled back and secured.
18. Items stored in the kitchen must be safely stored in sealed containers and labeled with contents, date, time, contestants name and contact information. Items may be placed in the refrigerator the day of the contest and must be removed by 8:00 pm the same day.
19. Dry storage items must be placed in the appropriate area and labeled with contents, date, contestants name and contact information

Quick Fix Meals	Lot 1	Blue: 30, Red: 20, White: 10
<ol style="list-style-type: none"> 1. Participants may enter this class OR Food for all Occasions, but not both. 2. Teams are not allowed. 3. A simple meal that demonstrates food and kitchen safety and basic preparation knowledge and skills will be completed in 2 hours. 4. Written menu for the meal, with Food Groups identified, will be prepared for the Judge. 5. See C1098E activity description and C1098E Scorecard for more information. 6. Suggestions for Quick-to-Fix Meals: • Boiled eggs, toast, fruit (canned or fresh), milk • Boxed macaroni and cheese, cooked frozen vegetables, milk • Hot dog, canned BBQ beans, raw veggies, beverage • Sandwich, fruit (canned or fresh), beverage • Scrambled eggs with ham and cheese, toast, fruit, beverage • Spaghetti with sauce from a jar, bag salad, bread, milk • Pizza using prepared crust, sauce, and toppings, beverage 		
Food for all Occasions	Lot 2	Blue: 30, Red: 20, White: 10
<ol style="list-style-type: none"> 1. A complete meal, representing an event, is prepared, with economy in mind (max \$10/person). 2. All levels and teams are allowed. 3. The meal plus clean up and interview with the Judge must be completed in 3 hours. 		

4. Participants serve and eat with the judge.
5. A completed worksheet is required including recipe for each item prepared.
6. The chosen meal must be repeated if participating in State Fair activity.
7. The meal may follow a theme such as a holiday meal, timesaving ideas, low-cost choices, a special diet, or foods from other countries. The foods prepared should demonstrate your current level of ability. Table linens and centerpiece may follow the chosen theme.
8. Objectives Guidelines You are expected to prepare and serve a meal that is attractive, tasty, and nutritionally sound. It may be a simple lunch or a seven-course dinner, but the time planned must be appropriate to the complexity of items served. Commercially prepared frozen, canned, or heat-and-serve foods may be used in the meal, although it would be better if you did not use these types of foods exclusively.
9. Follow EM4733E, 4-H Food Activity Guidelines
10. Review EM3443, Dinner is Served
11. Completed C1099E, 4-H Food Activity Worksheet and recipes required

Bread Baking Contest		Blue: 30, Red: 20, White: 10
<ol style="list-style-type: none"> 1. Advance registration and a completed worksheet are required. 2. No teams are permitted. 3. The bread prepared should demonstrate your current level of ability. 4. See EM4733E, 4-H Food Activity Guidelines and complete C1099E, 4-H Food Activity Worksheet. 		
Quick Breads	Lot 3	Blue: 30, Red: 20, White: 10
<ol style="list-style-type: none"> 1. Quick Breads may not exceed 2.5 hours including cleanup 2. Quick breads include plain fruit or nut breads, muffins, hotcakes, waffles, biscuits, scones, shortcakes, etc. 		
Yeast Bread	Lot 4	Blue: 30, Red: 20, White: 10
<ol style="list-style-type: none"> 1. Yeast Breads may not exceed 3 hours including cleanup 2. Yeast breads or rolls may be made by any of the following methods: conventional, batter, rapid mix, Danish pastry, or pita bread. 3. Unleavened breads such as popovers, tortillas, flatbread, and lefse rely on steam during baking 		
Lunch on the Go	Lot 5	Blue: 30, Red: 20, White: 10
<ol style="list-style-type: none"> 1. A simple lunch will be created for a Judge. 2. Some items may be created prior to the activity. 3. Teams are not allowed. 4. The entire activity must be completed in 1 hour. 5. See C1071E for descriptions & allowed commercial foods; C1098E Scorecard will be used. 6. Refer to EB1490, Pack a Safe Lunch and EM4733E, General Guidelines for All Food Activities. 7. Complete C1099E, 4-H Food Activity Worksheet, along with a copy of any recipe(s) used. 8. Make the lunch from beginning to end during the activity. Lunch preparation should demonstrate food and kitchen safety, appropriate preparation skills, and knowledge appropriate for your age and experience. 9. Consideration of how and where the lunch will be stored prior to eating, where it will be eaten, and good safety practices related to storage is of greatest importance. 		
Favorite Foods	Lot 6	Juniors – 1.5 hours Blue: 30, Red: 20, White: 10 Intermediated & Seniors – 3 hours Blue: 30, Red: 20, White: 10
<ol style="list-style-type: none"> 1. Individuals or Teams of two prepare a tested recipe and create a pleasant table setting for 2. 2. The item can be “American” or from a world culture. 3. Up to 3 hours will be allowed for intermediates and seniors to compete this activity, whether it is an 		

individual or team.		
4. Juniors (individuals only) will be allowed up to 2 hours.		
5. See C1099E for general instructions and C1098E Scorecard for evaluation		
Food from the Pacific Northwest	Lot 7	Blue: 30, Red: 20, White: 10
<ol style="list-style-type: none"> 1. Contestants will prepare <u>one dish</u> which features an agricultural product produced in the Pacific Northwest. The judge and contestant will taste the dish. 2. Any remaining cooked product will be taken home by the contestant. 3. Bring appropriate containers. 4. Up to 3 hours will be allowed for completion of the entire activity; at registration please specify how much time will be needed. 5. Junior members participating in the class are limited to 2 hours. 		
Food Preservation Contest	Lot 8	Blue: 30, Red: 20, White: 10
<p>Open to members enrolled in a food's preservation project only.</p> <ol style="list-style-type: none"> 1. Teams are allowed. 2. See special instructions for food preservation section in still life section. 3. Refer to EM4733E-Food Activity Guidelines for more information. 4. Processing methods must follow current Washington State University and USDA recommendations. 5. Advance registration and completed worksheet are required. 6. Contestants demonstrating drying should prepare a food for drying during the allotted time. Since there will not be time for the drying or freezing to be completed, finished samples should be brought from home. 7. Drying of raw meats will not be permitted. 8. Complete C1099E, 4-H Food Activity Worksheet and provide recipes 		
Drying – preparation & methods (1 hour)	Lot 9	Blue: 30, Red: 20, White: 10
Freezing & Fruit Leathers (1.5 hours)	Lot 10	Blue: 30, Red: 20, White: 10
Water bath canning of jam/jelly fruits (2 hours)	Lot 11	Blue: 40, Red: 30, White: 20
Pressure canning of vegetables (3 hours)	Lot 12	Blue: 40, Red: 30, White: 20
Table Setting Activity	Lot 13	Blue: 15, Red: 10, White: 5
<ol style="list-style-type: none"> 1. The Prepared Place Settings will be brought from home by the participant. 2. Participants create place settings for two explaining the occasion and have a written menu for a Judge and will be set on a provided card table. 3. Teams are not allowed. 4. One finished setting will be left on display for the duration of the Kitsap Fair. 5. Refer to C1075E for instructions and tips. 6. This contest may be scheduled with superintendent day of participation. 7. C1076E 4-H Table Setting Scorecard will be used for evaluation. 		
Pie Baking Contest	Lot 14	Blue: 40, Red: 30, White: 20
<p>Open to all members enrolled in a food project.</p> <ol style="list-style-type: none"> 1. Bring your pie and recipe to the 4-H food kitchen in the Presidents' Hall at 1:00 p.m. on Saturday of Fair week. 2. Requirements: A double crust fruit or berry pie in standard baking dish. (The pie is judged at the time, and you will take the remainder of your pie with you). 3. NOTE: No pies containing cream cheese or dairy products will be accepted. 4. C0536E Fruit Pie Scorecard will be used for evaluation. 		

Food Contests Exhibit Entry Schedule

Monday	
12-6 PM	Food entries taken including preservation, sign up for contests
1-6 PM	Food Judging Contest
Tuesday	Barn closed for judging and set up
Wednesday	
10-5 PM	Food contest Activities, sign up in kitchen
Thursday	
10-6 PM	Food contest Activities, sign up in kitchen
Friday	
10-6 PM	Food contest Activities, sign up in kitchen
Saturday	
10-12:30 PM	Cloverbud Food Activity, sign up in kitchen. See Cloverbud Department for more information.
1-2 PM	Pie Contest, drop off pies in advance
2:30-4 PM	Cloverbud Food Activity, sign up in kitchen
Sunday	
10-6 PM	State Fair entry assistance
Mucky Monday	
12-6 PM	Pick up still life exhibits, complete State Fair entry forms

Food Contest and Activities advanced sign up recommended. Late sign-ups will be accepted if resources are available. Contestants must demonstrate Safety and Sanitation knowledge at time of scheduling or attend training in kitchen prior to scheduled contest time. (Refer to EM4808, Sanitizing Dishes and EM4733E, 4-H Food Activity Guidelines for expected 4H standards.)

4-H Needle Art**Superintendent: Wanda Meeker****NEEDLE ART DEPARTMENT RULES**

1. Open to all 4-H members enrolled in knitting, crocheting and needlework.
2. Item must be completed during the current 4-H year.
3. You may enter more than one item in each lot.
4. All exhibits must have a 3 x 5 card attached stating the following:
 - a. Age, grade and 4-H age division of exhibitor (i.e. JR/ INT/ or SR)
 - b. Title of 4-H project member is enrolled
 - c. Number of years in this project
 - d. Description of yarn, fiber content, hook/needle size and appropriate care instruction of finished product.
 - e. If you made this item as a special gift, please tell us about it.
5. Items made on looms should be entered in Expressive Arts

Simple: Blue: 15, Red:10, White: 5
 Medium: Blue: 20, Red: 15, White: 10
 Advanced: Blue: 25, Red: 20, White: 15

CLASS 6901	Knitting	Lot 1 Lot 2 Lot 3	Simple items Medium items Advanced items
CLASS 6902	Crocheting	Lot 1 Lot 2 Lot 3	Simple items Medium items Advanced items
CLASS 6903	Embroidery	Lot 1 Lot 2 Lot 3	Simple items Medium items Advanced items
CLASS 6904	Counted Cross Stitch	Lot 1 Lot 2 Lot 3	Simple items Medium items Advanced items
CLASS 6905	Weaving	Lot 1 Lot 2 Lot 3	Simple items Medium items Advanced items
CLASS 6906	Rug Techniques	Lot 1 Lot 2 Lot 3	Simple items Medium items Advanced items
CLASS 6907	Latch Hook	Lot 1 Lot 2 Lot 3	Simple items Medium items Advanced items
CLASS 6908	Other Needle Arts	Lot 1 Lot 2 Lot 3	Simple items Medium items Advanced items

Photography & Videography Department Rules:

Open to enrolled 4-H Photography Project members only.

1. Entries are limited to photographs taken during the current 4-H year and during August/ September of the previous Fair season.
2. Classroom projects that are not part of a 4-H Enrichment program are not eligible for exhibition.
3. 4-H Judging Contest will take place on Saturday and Sunday of exhibit turn in days.
4. Photography entries will be judged during the week before Fair.
5. All entries must be firmly attached/ mounted on matte board, no poster or foam board will be accepted. The color is the exhibitor's choice. Margins (width) of mat board should not exceed 2-1/2" around the photograph. Use dry mount tissue, photo glue, photo stickers or other suitable substitutes to attach/ mount your photo. No flush mounted photos accepted. 5x7 photos should be mounted on no larger than 8x12 mat board and over matted. The over matt is recommended to protect your image from any possible damage. Photos should be stacked face to face for additional protection during transport and handling.
6. Framed (wood, metal, with glass) entries and non-attached/ non-mounted entries will not be accepted.
7. All photographs will be accepted whether digital or from film, photos can be printed from a home or commercial printer. All prints must be printed on photographic paper. Photos shall be one of the following sizes: 5" x 7", 8" x 10", 8" x 12" (full frame).
8. Photograph hangers will be provided by 4-H Photography Department. However, hangers will be attached by exhibitor.
9. All photographs entered as a series must be displayed on a single poster board, matboard or any similar firm material. The photographs will be numbered in sequence below each one by the exhibitor.
10. Fill out the [4-H Photography Exhibit Card #C0890E](#) and tape to the back, lower left-hand side of each photography entry. Write "Kitsap County" on the back of the matboard or poster board (if your entry qualifies for State 4-H Fair – this is a requirement).
11. A maximum of 15 entries are allowed in Class A. Exhibitors may enter one or all lots with a maximum of three photos per lot, unless otherwise stated in lot rules
12. Black and white photographs that are hand colored will be judged as black and white entries.
13. Photos of paintings, posters or of other photographs will not be accepted.
14. All photos will be judged using C1042 scorecard for photojournalism entries, WS4-HF: 9.53b for all other entries. (B & W and color)
15. All entries receiving a blue ribbon are eligible for entry in the 4-H State Fair. 4-H State Fair rules and requirements may differ from county rules and guidelines. It is the responsibility of the exhibitor going to State to read, follow, and adjust their photos to comply with the State Fair rules. If State Fair rules differ from Kitsap 4-H rules you may follow the State Fair rules if documentation is provided and entry will be accepted.
16. Read the rules carefully, they do change from year to year. If you have any questions, problems, or need clarification contact the superintendent as soon as possible.
17. It is the intention to show all exhibits entered but due to space and number of entries some exhibits may not be displayed. All entries will be judged, and premium points will be applied if earned
18. Disclaimer: Images submitted in the wrong category may be placed in another category at the discretion of the judges and or department superintendent. Ribbons are awarded at the judge's discretion.
19. The superintendent reserves the right to withdraw any image that's deemed inappropriate for family viewing

CLASS 7001	4-H Project Photography	Blue: 10, Red: 8, White: 5
Lot 1	Scenic - A photo that depicts a scenic presentation.	
Lot 2	People – including self-portrait (selfie)	
Lot 3	Animals – a photo that shows domestic or wild animals. Animals in zoos or in the water are included.	
Lot 4	Flowers – Flora and fundus	
Lot 5	Nature – Nothing man made	
Lot 6	Buildings/Architecture	
Lot 7	Action	
Lot 8	Close up	
Lot 9	Composition – Special Lighting (i.e. strobe, side, evening, back lighting, timed exposures, etc.) Must identify the type of lighting on exhibit card #C0890E.	
Lot 10	Composition - Design Elements (i.e. lines, shapes, patterns, textures, special angles, contrast) Must identify the design element on exhibit card #C0890E	
Lot 11	Composition: Still Life (i.e. inanimate objects set up for photo)	
Lot 12	Composition: Abstracts	
Lot 13	Creative / Special effects – Must identify special effect on entry card #C0890E	
Lot 14	Any subject/Miscellaneous	
CLASS 7002	Photo Stories *1 entry per lot	Blue: 15, Red: 10, White: 8
Lot 1	Lens Use: Sequence of 2-6 photos take from the same spot using a variety of lenses or zoom positions (mounting – rule #5)	
Lot 2	Story Photo: 3-6 black and white prints in sequence any subject	
Lot 3	Story Photo: 3-6 prints in sequence, any subject.	
CLASS 7003	4-H Photo Album/Portfolio	Blue: 25, Red: 20, White: 15
Lot 1	First year in project album – 25 prints	
Lot 2	Second year in project album – 30 prints	
Lot 3	Third year in project album – 35 prints	
Lot 4	Fourth year in project album – 40 prints	
Lot 5	Fifth year or more in project album – 50 prints	
CLASS 7004	Photojournalism	Blue: 15, Red: 10, White: 8
<ol style="list-style-type: none"> One entry per lot allowed in this class. Digital photos will be accepted in this class provided all photos in the entry are from the same type of camera and printed using the same method. All photos must be of newsworthy nature. They must be captioned. Include information on who, what, where, when, and why in each caption. Photos may be black/white or color. Entries will be scored on the following criteria as in WS4HF/9. <ul style="list-style-type: none"> Journalistic Value – 55%; Quality of Photo – 35%; Captioned Correctly – 10% 		
Lot 1	Photo: One enlargement; size 5"x7", 8"x10" or 8"x12"; matted or mounted on white matboard or white poster board. Caption should be mounted below the photon the matboard/poster board	
Lot 2	Story Board: 2 – 4 pictures depicting a single newsworthy story; any size, but total exhibit must not exceed 11"x14"; mounted on white matboard or white poster board. Caption should be mounted below the photos on the matboard/poster board	
Lot 3	Album: Minimum of 10 newsworthy photos; published and unpublished work of the exhibitor. Include suggested cut lines; if published, include information of the publication.	

CLASS 7005	Special Assignment of the Year	Blue: 16, Red: 14, White: 10
Lot 1	Sunrise or Sunset photo – 1 enlargement; size 5"x7", "8x10", "8x12"	
CLASS 7006	Videography	Blue: 15, Red: 10, White: 8
<p>This class is open to all Junior, Intermediate, and Senior 4-H Members. The video must have been filmed by the member. Videos should be submitted on a CD, DVD, or USB with completed entry forms and tags attached. Videos should be a minimum of two minutes and a maximum of five minutes with music or narration and titles.</p>		
Lot 1	Videos of 4-H Promotion	
Lot 2	Videos of 4-H Activities	
Lot 3	Videos of 4-H Projects	
Lot 4	Videos of Any Non-4-H Subject	
<p>Special Awards may be given including a certificate, photo pin, Rosette and/or gift certificate from the Pacific NW Photography Society.</p> <p>Photo Excellence Awards is presented to the best overall presentation of images in Junior, Intermediate and Senior divisions.</p> <p>Best Nature Image: selected from all nature entries submitted. Best Photojournalism: selected from all photojournalism entries submitted. Best Creative Image: selected from all creative entries submitted.</p>		

4-H Plant Science & Gardening		Superintendent: Anna McClelland
Plant Science & Gardening Department Rules:		
<ol style="list-style-type: none"> Open to members enrolled in Plant Science and/or Gardening project. Variety of vegetables and small fruit must be placed on the entry tag. The exhibitor must have grown all vegetables and small fruits. All insects and weeds must have been collected and mounted by the exhibitor. Members wishing to enter the garden products judging and/or "On the Spot" contest must register for this events when their exhibits are entered on the Monday before fair. Check schedule with superintendent. 2 different varieties may be exhibited in each lot, varieties must be identified. Refer to EB-1103 for display preparation. A rotating Master Gardener's trophy will be awarded to the member with the greatest total exhibits: premium point ratio, 1 point per entry, and 5 extra points per judge awarded rosette. Members wishing to enter the "On the Spot" Floral Arranging Contest need to register the Monday before Fair (when their exhibits are entered). The contest will take place between 10:00 a.m. and 4:00 p.m. on the Thursday of Fair. It is recommended that flowers be replaced as they wilt. Flowers must be grown by the exhibitor. 		
<u>ORGANIC GARDENING GUIDELINES:</u> No use of synthetic chemicals such as herbicides, pesticides, insecticides, fungicides, or fertilizers. A soil building program must be in place. On a 3"x5" card, record location of acreage used for growing organic produce and the amendments made to the soil, applied to the plants or added to the irrigation. Only one card required per member.		
O=Organic Gardening		Blue: 15, Red: 10, White: 8
N=Non-organic Gardening		Blue: 10, Red: 8, White: 5
EXAMPLE ORGANIC GARDENING: CLASS 7101 -O, LOT 1		EXAMPLE NON-ORGANIC GARDENING: CLASS 7101-N, LOT 1
CLASS 7101	Gardening	
Lot 1	Vegetable Garden, exhibit up to 10 vegetables	
Lot 2	Container Garden: exhibit up to 5 plants grown in containers, ornamental or vegetable	
Lot 3	Flower Garden: exhibit up to 10 flowers	
Lot 4	Fruits, Nuts, Berries: exhibit up to 5 items	
Lot 5	Other Garden Produce: exhibit up to 5 items	
		Blue: 15, Red: 10, White: 8
Lot 6	Cut or dried flower arrangement, need not be grown by the exhibitor. Exhibit up to 3 arrangements.	
		Blue: 30, Red: 20, White 15
Lot 7	Experimental Vegetable Garden: teaching display showing results of experimental gardening	
Lot 8	Experimental Container Garden: teaching display showing results of experimental container garden project	
Lot 9	Experimental Ornamental Garden: Teaching display showing result of experimental ornamental garden project	
CLASS 7102	Annuals	Blue: 10, Red: 8, White: 5
3 blossoms each specimen grown by exhibitor. 2 different varieties per species may be exhibited. Maximum of 30 entries allowed.		
Lot 1	3 blossoms per species of annual flower	
CLASS 7103	Perennials	Blue: 10, Red: 8, White: 5
3 blossoms each specimen grown by exhibitor. 2 different varieties per species may be exhibited. Maximum of 30 entries allowed.		
Lot 1	3 stems per species of perennial flower	

CLASS 7104	Planter Arrangement	Blue: 15, Red: 10, White: 5
Must be under 4-H member's care at least four months prior to Fair		
Lot 1	Planter arrangement	
Lot 2	Hanging basket	
Lot 3	Terrarium	
CLASS 7105	Flower Equipment	Blue: 15, Red: 10, White: 5
Equipment in this class must have been made by the exhibitor		
Lot 1	Planter made in project from wood	
Lot 2	Basket made from wood	
Lot 3	Three practical pieces of floral equipment made of plastic containers	
CLASS 7106	Garden Equipment	Blue: 15, Red, 10, White: 5
Lot 1	Slug Trap	
Lot 2	Scare Crow	
Lot 3	Compost bin	
Lot 4	Diagram of a garden system (to scale)	
Lot 5	Watering system.	
CLASS 7107	Flower Arrangement	Blue: 15, Red: 10, White: 5
Lot 1	Small and/or simple flower arrangement	
Lot 2	Medium and/or moderate flower arrangement	
Lot 3	Difficult and/or intricate flower arrangement	
CLASS 7108	Entomology	Blue: 15, Red: 10, White: 5
Must be enrolled in Entomology, Garden, Home Grounds, Forestry, Dairy and/or Livestock project. All insect exhibits must be labeled to give the order and common name of insects in the collection and the scientific name to as many as possible. All work, including labeling, must be done by the exhibitor.		
Lot 1	Any item or display made by a member of the entomology project. Examples: Killing Jar, Collecting Box, Pinning block, Insect collection net, Insect collection containing 25 insects, etc	
CLASS 7109	Weeds	Blue: 15, Red: 10, White: 5
Must be enrolled in Weeds, Garden, Home Grounds, Forestry, Dairy and/or other Livestock projects. Lots 1-4 consists of a booklet of at least 10 dried and identified weeds for first year member and 15 weeds for advanced year members. 2 different varieties may be exhibited in each Lot.		
Lot 1	Noxious & secondary noxious weeds	
Lot 2	Common field and garden weeds	
Lot 3	Common pasture and range weeds.	
Lot 4	Common weeds of irrigated land	
CLASS 7110	Bees & Honey	Blue: 15, Red: 10, White: 5
Must be enrolled in Bee and/or Gardening projects.		
Lot 1	One pint or one quart of home harvested honey.	
Lot 2	Any item made related to or made from beeswax	
Lot 3	Any other item or display from the beekeeping project.	
CLASS 7111	Earthworms	Blue: 15, Red: 10, White: 5
Must be enrolled in Gardening project. You may enter more than one variety in each lot.		
Lot 1	Worms, bed run, 250	
Lot 2	Worms fishing, 100	
Lot 3	Worms, breeding, 250	
Lot 4	Any other worm related exhibit.	

ANIMAL/LIVESTOCK ACTIVITIES

4-H Beef & Dairy Beef

Superintendent: Sonja Via

Beef/Dairy Department Rules

1. Vet check is mandatory. No animals will be allowed in the barn until after vet check.
2. Exhibitors showing in Type classes must also enter Fitting & Showmanship.
3. It is highly recommended that cattle have a respiratory complex vaccine at least four weeks prior to fair.
4. All bulls over one (1) year of age must be shown with a nose lead.
5. All cattle must be double tied while in stalls.
6. Grooming, handling, exercising of project animals and Herdsmanship must be performed only by 4-H exhibitor. In cases when exhibitor is physically incapable, only another 4-H member may provide minimal assistance as needed. Herdsmanship may be done by other volunteers if insufficient members are not enrolled in project.
7. No dairy animal with horns will be permitted to be exhibited except those entered in the Junior Calf Class. Horns, as defined for all other age classes shall include Scurs, Nubbins, or Stubs which extend beyond the skin more than one inch.
8. If entries merit the award, Champion and Reserve Champion rosettes will be presented to each breed. A Champion and Reserve Champion will be awarded in the market steer class.
9. Exhibitors are to wear hard leather shoes or leather boots, slacks or jeans and a shirt with sleeves in the show arena.
10. While on Herdsmanship or working with the animals, exhibitors are to wear leather boots or muck boots only.

Dairy:

1. Use of the dairy parlor is by invitation only, please contact the livestock coordinator if you are interested in participating.
2. All cows will be milked in the milking parlor only.
3. Milking times will be scheduled with the barn manager.
4. Milking parlor will be thoroughly cleaned and sanitized after every milking session.
5. Milk will NOT be used for human consumption in any form.

Exhibitors receiving Champion or Reserve Champion in Fitting and Showmanship are invited to go on to Round Robin to compete for overall showman

Beef Breeds:

Polled Hereford, Angus, Red Angus, Miniature Polled Hereford, Simmental, Other Breeds

CLASS 4001	Beef Fitting & Showmanship	Blue: 40, Red: 30, White: 20
------------	----------------------------	------------------------------

	Lot 1	Beef Fitting & Showmanship
--	-------	----------------------------

ALL TYPE CLASSES	Blue: 30, Red: 20, White: 15
------------------	------------------------------

CLASS 4002	Junior Heifer Calf	Lot 1	Jr. heifer calves, calved after Jan 1 same year Late Sr. Heifer calves Nov 1- Dec 31. Previous year Early Sr. Heifer calves, calved Sept 1 – Oct 31, previous year
		Lot 2	
		Lot 3	

CLASS 4003	Intermediate Heifer	Lot 1	Late summer yearling, calved July 1-Aug 31, previous year Early summer yearling, calved May 1-June 30, previous year
		Lot 2	

CLASS 4004	Junior Yearling Heifer	Lot 1	Late Jr. yearling heifer, calved Mar 1 – Apr 30, previous year Early Jr. yearling heifer, calved Jan 1-Feb 28, previous year
		Lot 2	

CLASS 4005	Senior Yearling Heifer	Lot 1	Sr. yearling heifer, calved Sept 1-Dec 31, two years previous
------------	------------------------	-------	---

CLASS 4006	Mature Cow	Lot 1	Aged cow
CLASS 4007	Bull Calf	Lot 1 Lot 2 Lot 3	Jr Bull calves, calved after Jan 1 same year Late Sr. Bull calves, calved Nov1-Dec 31 previous year Early Sr. Bull calves, calved Sept 1-Oct 31, previous year
CLASS 4008	Steers	Lot 1 Lot 2 Lot 3	Light Steers, 350-650 lbs Medium Steers, 650-950 lbs Heavy Steers, 950 lbs and up
CLASS 4009	Herd	Lot 1 Lot 2 Lot 3 Lot 4 Lot 5 Lot 6 Lot 7 Lot 8	Junior Get of sire, Three animals, both sexes represented, sired by one bull Get of sire, Four animals, both sexes represented, sired by one bull Pair of heifers, owned by exhibitor Pair of calves, both sexes represented Best five head, owned by exhibitor, all animals must be shown in individual classes to be eligible Produce of Dam – two animals from same cow Cow/Calf Pair Two Bulls bred and owned by exhibitor
CLASS 4010	Market Steer	Lot 1	Market Steer
CLASS 4011	Costume Contest	Lot 1	Costume
Dairy Breeds: Holstein, Guernsey, Jersey, Other Breeds			
CLASS 4012	Dairy Beef Fitting & Showmanship		Blue: 40, Red: 30, White: 20
		Lot 1	Dairy Beef Fitting & Showmanship
			Blue: 30, Red: 20, White: 15
CLASS 4013	Dairy Bull	Lot 1 Lot 2	Bull Calf, born after Aug 31, previous year and over 4 months Yearling Bull, born between Aug 31 and Sept 1, previous year.
CLASS 4014	Dairy Junior Heifer	Lot 1 Lot 2 Lot 3 Lot 4 Lot 5 Lot 6 Lot 7	Jr. Heifer born after March 1, current year (4 months old) Intermediate Heifer, Dec 1, previous year to Feb 28 current year Sr Heifer, Sept 1 to Nov 30, previous year Summer Jr. Yearling Heifer, June 1 to Aug 31, previous year Jr. yearling Heifer, March 1 to May 31, previous year Winter Sr. Yearling Heifer, Dec 1 two years previous to Feb 28, previous year Sr. Yearling Heifer, Sept 1 to Nov 31, two years previous
CLASS 4015	Dairy Senior Cow	Lot 1 Lot 2 Lot 3 Lot 4 Lot 5 Lot 6 Lot 7 Lot 8	Jr 2 year old, March 1 to Aug 31, two year previous Sr. 2 year old, Sept 1, three years previous to Feb 28 two year Three year old Four year old Five year old Mature Cow, 6 years and older Three and Four year old dry cow Five year old dry cow

CLASS 4016	Dairy Junior Champion	Lot 1 Lot 2 Lot 3 Lot 4 Lot 5 Lot 6 Lot 7 Lot 8	Junior Two year old, March 1 to Aug 31, two years previous Senior Two year old, Sept 1, three years previous to Feb 28, two year previous Three Year old Four year old Five year old Mature Cow, over five years Three and Four year old dry cow Five year old dry cow
CLASS 4017	Dairy Herd	Lot 1 Lot 2 Lot 3 Lot 4 Lot 5	Produce of Dam, consist of two animals, either sex,, the produce of one cow, dam must be named Dam and daughter Best three females, any age, all bred and owned by exhibitor Get of sire, four any age, sire must be named Exhibitor's herd, five females, all owned by exhibitor, two females over two years, two females under two years (never freshened) and one female any age, all one breed

Cat Department Rules:

1. Vet check is mandatory and proof of current rabies is REQUIRED. No animals will be allowed in the barn until after vet check.
2. It is recommended that cats be de-wormed three weeks prior to Fair.
3. All cats must be healthy, free from parasites and have their claws clipped.
4. Once a cat is sent home for any reason, it stays home for the duration of Fair.
5. No pregnant or nursing cats may be entered.
6. It is strongly suggested that cats be spayed or neutered.
7. 4 in 1 vaccination, feline leukemia vaccination and flea control are highly recommended.
8. Must enrolled and active 4-H Cat Project.
9. Exhibitors showing in Type classes must also enter Fitting & Showmanship.
10. To be eligible to exhibit in the Cat project at the Kitsap Fair:
 - a. All exhibitors must participate in the Mandatory Cat barn cleaning (1st Saturday of August).
 - b. All exhibitors must have completed a public presentation or illustrated talk, either at the county or club level, prior to July 1.
 - c. All exhibitors must have a completed record book for the current year.
 - d. All exhibitors must enter a Cat Project related Educational Display.
 - e. All exhibitors are ENCOURAGED to attend at least one 4-H Cat Show
11. Exhibitor must confine their cats to the exhibit area, show ring and designated grooming area. Members must handle their own cats. This includes bringing the cat up for competition. If the member is not there to put their cat up for judging, the cat will not be judged.
12. Cats must be at least 4 months old to enter. Cats are considered kittens until 8 months old. Senior cats are at least 10 years old.
13. Barn will be open at 9:00 AM. Cages and cats must be ready for display by 9:30 AM. Cats will remain in their cage until 10:00 PM. Cats normally go home each night but with the superintendent's approval they may stay in their cage in the cat barn overnight.
14. Only the member will do the grooming, preparation and exhibiting of their cat. Parents are restricted from grooming and handling animals unless an unsafe situation arises.
15. Exhibitors must provide their own litter tray, food and water dishes. Water dishes must be at least half-full with clean water at all times. Food is required to be in the dish at all times unless cat is on a special diet. If the cat is on a special diet, a sign on the cage is required.
16. All cages will be decorated according to the selected theme only. The floor, back, top and sides must be covered. It is encouraged that most of the decorations are on top of the cage but height is restricted to 2 feet above cage top. Do not use materials inside the cage that are dangerous or may be destroyed by your cat.
17. Exhibitors may show more than one cat in type class if space allows. Superintendent must approve a second cat. Both cats may stay in the same cage if they are accustomed to each other.
18. A completed record book is required. All exhibitors must have a Cat Record "add sheet" in their record book. Exhibitors are not required to enter a record book for judging, but the Cat Superintendent must know that the club leaders have approved each exhibitor's record book for completeness by July 1.
19. No tranquilizers or stimulants will be allowed unless approved by the Fair vet.
20. Equipment must include an approved cat harness on the cat at all times and have leather or nylon approved leash attached whenever the cat is out of its cage. Exhibitors must provide their own grooming tools.
21. Exhibitors may bring to the fair a selection of these items for display purposes only, but are limited to compete with one cage, one toy, one costume and one photo collage.
22. All exhibitors are required to do Herdsmanship.
23. Herdsmanship includes:

- a. No sitting in front of cages or blocking aisles
- b. All grooming to be done in grooming areas only
- c. DO NOT leave cage doors open. Cage doors MUST be secured with 4 clips. NO LOCKS
- d. Litter trays must be clean at all times. Contact 4-H member to clean if necessary.
- e. When on Herdsmanship, your cat must stay in the cage at all times.

24. In lieu of High point trophies, a Superintendents Award may be given in each age division

Exhibitors receiving Champion or Reserve Champion in Fitting and Showmanship are invited to go on to Round Robin to compete for overall showman

CLASS 4101	Cat Fitting & Showmanship		Blue: 40, Red: 30, White: 20
		Lot 1	Cat Fitting & Showmanship
ALL TYPE CLASSES			Blue: 30, Red: 20, White: 15
CLASS 4102	Purebred	Lot 1	Purebred
CLASS 4103	Household Pet – Short Hair	Lot 1	Short Hair
CLASS 4104	Household Pet – Long Hair	Lot 1	Long Hair
CLASS 4105	Senior Cat (10 years +)	Lot 1	Senior Cat
CLASS 4106	Kittens (4-8 months)	Lot 1	Kitten
			Blue: 30, Red: 20, White: 15
CLASS 4107	ID Contest	Lot 1	ID Contest
			Blue: 30, Red: 20, White: 15
CLASS 4108	Agility	Lot 1	Agility
CLASS 4109	Groom Squad	Lot 1	Groom Squad
			Blue: 15, Red: 10, White: 5
CLASS 4110	Cat Related Hobbies	Lot 1 Lot 2 Lot 3 Lot 4	Photo Collage Cage Decorations Costume Toys
CLASS 4111	Costume		Ribbon Only

4-H Cavy**Superintendent: Michaylah Mattoon****Cavy Department Rules:**

1. Vet check is mandatory. No animals will be allowed in the barn until after vet check.
2. Open to members enrolled in the cavy project.
3. Each Cavy Exhibitor may enter a maximum of 5 cavies but may be limited to fewer due to cage availability. May be any combination of purebred or pet quality. No skinny (hairless) or baldwin cavies permitted.
4. Cavy exhibits must be owned and in the exhibitors possession by May 1st to show at fair. Any cavies born between May 1st and July 1st must be offspring of a cavy owned by the member by May 1st, must be shown in breeders class, and must be at least 12 ounces by the start of fair to be shown. Members are limited to 1 entry in breeders class. The breeders class entry counts as part of the maximum of 5 cavies per exhibitor.
5. To exhibit at Fair, all Cavy project members are required to:
 - b. Enter Education Display in Cavy lot.
 - c. Attend work parties during the year, completing a minimum of 2 hours per work party.
 - d. Complete a record book and turn it in for record book judging.
 - e. Do a public presentation at either the club or county level.
6. All Cavy Exhibitors are required to feed their animal(s) and clean the cage(s) daily prior to 9:00 a.m. and after 6:00 p.m. Check on animals health and wellbeing throughout the day.
7. All Cavy Exhibitors are required to complete Herdsmanship during the fair. Failure to complete Herdsmanship duties will result in loss of premium points.
8. All Cavy Exhibitors are required to bring their animal(s) to the type table or, if unable, the exhibitors shall make other arrangements for their animal(s) to be brought to the type table by another 4-H member.
9. All Cavy Exhibitors are required to enter Fitting & Showmanship with the animal entered in Type. Members must participate in showmanship, if they bring a cavy to fair, or they will forfeit their premium points for the cavy project.
10. All Cavy Exhibitors are required to clean their animal(s) cage(s) before their animal will be released at end of Fair.

Exhibitors receiving Champion or Reserve Champion in Fitting and Showmanship are invited to go on to Round Robin to compete for overall showman

CLASS 4201	Cavy Fitting & Showmanship	Blue: 40, Red: 30, White: 20	
		Lot 1	Cavy Fitting & Showmanship

ALL TYPE CLASSES		Blue: 30, Red: 20, White: 15	
CLASS 4202	Recognized ARBA Showable Breeds/Non-DQ'd or altered animals	Lot 1	ARBA Showable Breeds
CLASS 4203	Pet Quality	Lot 1	Pet Quality

Determination of show lot will be as follows:

- Senior 6 months & over, weight over 30 ounces
- Intermediate 4 – 6 months, weight 22 – 30 ounces
- Junior Up to 4 months, weight 12 – 22 ounces

Refer to weight standard for each breed in the ARBA “Standard of Perfection 2016-2020”. A scale will be used at time of judging and over or under weight calls for disqualification. Champion and Reserve Champion Ribbons will be awarded for Best of Breed and Best Opposite Sex for each breed exhibited as determined by the Judge. No Additional Premium points are awarded. Champion Ribbon will be awarded to Best in Show. Reserve Champion Ribbon awards will be given for first Runner Up in Show provided quality of animals merit the awards. Any cavy entered in pet quality cannot be disqualified on being under weight alone.

All entry information shall be checked and verified by exhibitor on check-in day. Any change in information needs to be made by the exhibitor on the exhibitor check-in sheet and given to superintendent. After the start of fair, all information will be deemed correct and disqualifications may occur if discrepancies are found, unless it was a clerical error.

CLASS 4204	Breeders' Class	Lot 1	Breeders' Class
------------	-----------------	-------	-----------------

To exhibit a cavy in this class, the cavy must be from the members own line. Any breed, including pet quality are allowed. Exhibitor must have owned their cavy by May 1st and at time of breeding but may use any cavy for service. The owner will make the final selection from the litter by the Tuesday (check-in of Fair). Superintendent needs to approve any changes after Tuesday.

The animal (1) has to be born no earlier than May of the previous 4-H year, (2) be born no later than July 1st of the current 4-H year, (3) make weight according to ARBA Standard of Perfection for that breed, and (4) cannot have been used in previous year's 4-H Breeder's Class.

Breeder's Class will judge each exhibitor by the following criteria:

40% of score - judged according to the standards set in the ARBA Standard of Perfection for that breed.

40% of score – the breeder shall explain in full detail his/her breeding project including but not limited to goals, knowledge, successes, losses, etc. and other questions from the judge.

20% of score – the presentation/showmanship of the animal and the exhibitor.

Exhibitor needs to provide the judge a copy of the Pedigree for animal entered. Entry in this class counts as one of five maximum animal exhibits and may be entered in Type Class. Enter in this class by age of exhibitor.

			Blue: 15, Red: 10, White: 5
--	--	--	-----------------------------

CLASS 4205	Cavy Equipment made by member	Lot 1 Lot 2 Lot 3	Carrying Cage Feeder Other
------------	-------------------------------	-------------------------	----------------------------------

CLASS 4206	Costume	Lot 1 Lot 2 Lot 3	Fair Theme Funniest Most Creative
RIBBON ONLY			

Schedule for 4-H Cavy Activities

Tuesday	10 am – 8 pm	4-H Cavy exhibits and livestock entered
Wednesday	10 am	4-H Fitting & Showmanship Class, Breeders Class, Type Contest
Thursday	10 am	4-H Cavy Judging & Oral Reasons Contest
Friday	10 am	4-H Cavy Knowledge Bowl
Saturday	10-11 am	Primary members animal exhibits are accepted in Presidents Hall
	1:30 pm	Primary Fitting & Showmanship and Type Contest
Sunday	10:30 am	4-H Small Animal Round Robin
	1 pm	4-H Cavy Costume Class
	6 pm	Livestock barns close. Cavies may be taken home after clean up of barn and permission granted from the barn superintendent

Dog Department Rules:

1. Vet check is mandatory. No animals will be allowed in the barn until after vet check.
2. Open to members enrolled in the dog project.
3. To be eligible to exhibit in the Dog Project at the Kitsap Fair, the 4-H member must do the following:
 - a. Participate in at least 2 of 3 (minimum) County Educational Activity offered*. The 3 activities minimum will include the PDFC dog show or the Tacoma Kennel Club Show.
 - b. Participate in at least 1 work party for 2 hours.
 - c. Must give public presentation at county contest.
 - d. Complete a record book.
 - e. Educational Display is required.
 - f. *If unable to complete, you will need to complete a report at the discretion of the Dog Superintendent.
4. To be eligible to bring a dog to fair the member must also participate in at least 2 separate classes at fun matches or an AKC/ASCA show. Pending approval from Superintendent. Must attend at least one of the 4-H fun matches. If bringing 2 dogs contact your superintendent.
5. Participation in AKC/ASCA show to qualify as a fun match needs to be submitted in writing, to the superintendent and/or show chair, one week prior to the show date. Information must include:
 - a. Show date
 - b. Location
 - c. Superintendent
 - d. What class you are showing in (ex. Obedience, Rally, Conformation)
6. All dogs are required to pass a temperament test to come to fair.
7. All dogs must be at least six months old at the start of fair.
8. Exhibitors may show more than one dog if space allows. 2nd dogs will be allowed on the basis of Obedience, Brace, Agility and/or Rally with the understanding that they will be required to participate in an obedience class. If space allows, 2nd dogs will be on exhibit for the full week of fair. If space is not available, dogs will only be on exhibit on competition day.
9. If a youth is showing more than one dog, they need to participate in 2 fun match classes with both dogs. Allowing for the superintendent and/or show chair to evaluate the dog's temperament.
10. Youth who did not meet the requirements to go to fair may bring their dog as exhibition only, if space permits. Youth will be able to participate in all qualifiers and shows at fair. No premium points will be awarded.
11. Two family members may share a project dog according to State guidelines. Both exhibitors are required to participate in showmanship and obedience.
 - a. 2 4-H members may jointly care for and show one animal. These 2 members may not compete in the same class or lot at an event.
12. Primary's may bring dogs to fair pending superintendent approval and space permitting. No premium points will be awarded.
13. High point awards will be awarded in each age division based upon the total combined scores in Showmanship, Obedience, Knowledge, and Judging. High point awards for non-dog members will be based on the total combined scores in Dog Judging and the Dog Knowledge Bowl Contest.
14. All dog division participants must participate in the Dog Judging Contest.
15. Each 4-H member showing in Dog Division is responsible for reading and complying with the general rules for the fair, 4-H exhibitor, livestock and dog project rules.
16. In the event of a tie, a run-off may be held to determine the Champion and/or Reserve Champion.
17. Dog breed, age in month and year, jump height in obedience and/or agility and rally must be entered on entry forms.
18. All exhibitors are required to do Herdsmanship in the dog barn.

19. In order to be eligible to earn premium points, champion or reserve champion in any class, high combined, or qualify for state fair you must have completed your public presentation at the county level and completed your record book.
20. If a youth participates in AKC and/or ASCA and the dog receives a title in a class, they will be expected to move up one level from the titled class. Example: Dog has BN title in AKC and/or ASCA, youth will have to participate in SN and/or PN.

HEALTH REQUIREMENTS

1. Exhibitors must present one of the following as proof of rabies vaccination on a State 4-H Rabies Certificate (WS4-HF/1.30m) with proper veterinarian or clinic identification, a certified rabies form from your veterinarian, or a written statement from your veterinarian on the clinic’s letterhead. Dogs must be vaccinated at least 21 days prior to the start of Fair.
2. It is required that dogs have current vaccinations or titer or as recommended by their veterinarian. It is recommended that all dogs have a current Bordetella that is given at least 14 days before fair. Proof must be presented at vet check to attend fair.
3. All dogs must pass a visual health inspection by a veterinarian and or veterinarian technician. Only dogs that appear healthy and free of external parasites will be allowed to enter. It is recommended that all dogs be tested for internal parasites, 30 days or less, prior to fair and treated as necessary. It is also recommended that a flea treatment/prevention be available to your dog during fair.
4. A bitch in season must wear doggy pants at all times including in the ring unless going potty. A bitch will be crated separately from the other dogs in an area provided and will only be at fair during competition days but must go through vet check on day specified. The Superintendent must be notified in advance if possible
5. If a dog is exhibiting signs of extreme stress or heat exhaustion, the Dog Superintendent must be notified
6. Refer to the most current version of the [Washington State 4-H Dog Program Policies](#),

For Sub Novice, Beginners Novice, Pre-Novice and Novice passing scores for Blue and Red shall also be comprised of more than 50% of the available points in each exercise. Ribbon placement: 200-185 (Blue), 184.5-170 (Red), 169.5 (White).

For Advanced Novice and Above, ribbon placement: 200-170 (Blue), 169.5-100 (Red), 99.5-0 (White).

Exhibitors receiving Champion or Reserve Champion in Fitting and Showmanship are invited to go on to Round Robin to compete for overall showman

CLASS 4301	Dog Fitting & Showmanship		Blue: 40, Red: 30, White: 20
		Lot 1	Dog Fitting & Showmanship
ALL TYPE CLASSES			Blue: 30, Red: 20, White: 15
CLASS 4302	Obedience	Lot 1	Beginner Novice
		Lot 2	Pre-Novice
		Lot 3	Sub-Novice
		Lot 4	Novice
		Lot 5	Advanced Novice
		Lot 6	Graduate Novice
		Lot 7	Pre-Open
		Lot 8	Open
		Lot 9	Pre-Utility
		Lot 10	Utility
		Lot 11	Versatility
		Lot 12	Veterans/Modified (Veterans are dogs that are at least 7 years old or handicapped)

Champion and Reserve Champion rosettes and/or medallions may be presented to the top blue ribbon exhibitors in each Obedience lot. All exhibitors will compete at the Kitsap Fair and may compete at a designated qualifying match. Date of qualifying matches to be determined. The higher score shall be used for high point tabulation and qualifying for State. After participating at one level in Obedience at the fair, a dog will not be allowed to move down at future fairs. Dogs with a blue ribbon may choose to move up to the next obedience level, but if a score of 190 or higher is achieved, the dog must move up to the next level. Dogs receiving a blue ribbon in Obedience at the State Fair must move up to the next Obedience class at the county level the following year, even if a red ribbon was earned at the county fair in Obedience the previous year.

CLASS 4303	Brace	Lot 1 Lot 2 Lot 3 Lot 4	Pre-Novice Novice Advanced Novice Teams – 4 dogs & 4 handlers constitute a team. Teams are classified as the level of the lowest dog. All handlers must be in the same age group. Ribbons only – NO Premium Points or Rosettes
------------	-------	----------------------------------	---

Brace – One exhibitor and 2 dogs constitute a brace. Braces are classified at the level of the lowest dog on the brace. Championship and Reserve Champion rosettes may be presented to the top exhibitor in each brace lot. Exhibitors may not use another exhibitor's dog as one of their brace dogs. Both dogs must be designated as exhibitors project dogs.

AGILITY Lots for Agility Classes regardless of Classes are Lots *plus* A, B, C, D, E.

Blue: 40, Red: 30, White: 25

CLASS 4304	Standard	Lot 1 Lot 2 Lot 3 Lot 4 Lot 5	Elementary Pre-Novice Novice Open (AKC) Excellent (AKC)
CLASS 4305	Jumpers	Lot 1 Lot 2 Lot 3 Lot 4 Lot 5	Elementary Pre-Novice w/o Weaves Novice with Weaves Open with Weaves Excellent with Weaves

JUMP HEIGHTS
A - 10" or under at the withers
B - 14" or under at the withers
C - 18" or under at the withers
D - 22" or under at the withers
E - Over 22" at the withers

**No dog with a physical or mental condition that would impair the dog's performance may participate. Some examples of these include (but are not limited to) hip dysplasia, disc problems, severely slipped stifles, shoulder problems, overweight or advancing age. All exhibitors are strongly encouraged to consult their veterinarian before beginning agility training.*

***Dogs must be 18 months at the start of fair to participate in agility.*

RALLY		Lots for Rally are Lots <i>plus</i> A, B, C	
CLASS 4306	Rally	Lot 1	Novice
		Lot 2	Intermediate
		Lot 3	Advanced
		Lot 4	Excellent
		Lot 5	Masters
<ol style="list-style-type: none"> 1. Rally will follow the AKC Guidelines. 2. Classes may be determined by the Dog Superintendents discretion on a case-by-case basis. 3. Champion and Reserve Champion Rosettes and/or medallions may be presented to top blue ribbon in each Rally Class and Lot. 4. After participating in Rally at fair you will not be allowed to move to a lower level with the same dog. If you receive a blue in Rally you have to move to the next class. 5. Rally is not offered at State Fair. 			

Equine Department Rules:

1. Vet check is mandatory. No animals will be allowed in the barn until after vet check.
2. Open to members enrolled in the equine project.
3. Herdsmanship rules apply.
4. All equine exhibitors are required to enter Fitting & Showmanship, Trail or Riding Pattern, English/Wester class and a minimum of 2 equitation or games classes, or a combination of the 2. Additional classes may be entered.
5. Daily trailering will not be allowed unless equine stalls are filled to capacity.
6. Premium points will be given on the following classes. Fitting & Showmanship, Trail or Riding Pattern, English/Western, and your highest 2 classes from performance and games. Costume & Gymkhana are not premium classes.
7. You must enter Trail or Riding Pattern, English/Western, simple lead changes are the minimum requirement.
8. To qualify for State Teams:
 - a. State Fair Performance Team, eligibility classes will come from Advanced Showmanship and two of the following: Advanced Saddle Seat, Advanced Hunt Seat, Advanced Stock Seat, Advanced Bareback, or Advanced Trail, English/Western.
 - b. State Game Team, eligibility classes will come from Advanced Showmanship and two of the following: Barrels, Poles, Pole Key Race, Idaho Stake Race, Two Barrel Flags, or International Flags.
 - c. State Dressage/Equitation Over Fences Team, eligibility will come from the Advanced Showmanship, Equitation Over Fences, Dressage Seat Equitation, and Advanced Hunt Seat Equitation.
 - d. State Harness Team, eligibility classes will come from Advanced Showmanship, Pattern Driving, Cart Equitation, and Cart Trail.
 - e. Groom Squad Team will be selected by the Groom Squad contest at the County Fair. The Champion Team will represent Kitsap County at the State Fair. Alternates to State 4-H Groom Squad Team will be selected from the Reserve Champion Team. State Groom Squad Team is for Senior exhibitors only.
9. Remember, if you don't ride a class at fair that is offered at State, you cannot ride that class at State.
10. Novice classes do not qualify for State Fair.
11. To qualify for State Fair, you must compete in the Advanced Showmanship Class.
12. No stallions allowed in any 4-H Equine activity.
13. Advanced riders wishing to ride Bareback Novice or Bareback Novice W/J or W/T will be allowed, neither novice bareback class counts towards State Fair. Games riders will be allowed to participate in novice riding classes. These are the ONLY cross entries allowed.

EQUINE FACILITIES RULES

See Equine Barn manager for copy of rules. These will also be posted on the entry booth at the lower horse arena, as well as provided to all leaders.

CHAMPIONSHIP RULES

If large classes are to be divided and all high blues are returned to a championship class, the grand and reserve champion will be picked on the merit of this class only. No additional points or credit towards State Fair will be added for grand or reserve. If no championship class is required, the grand and reserve championship will come from the two highest blues in each class at the discretion of the judge.

EQUINE JUDGING

The top eight seniors and top eight intermediates are eligible to judge at State Fair. Regional judging competition delegates are selected from State 4-H participants. The judging chair person must submit proof of participation to the Equine Superintendent by August 1.

RECORD BOOK

To be eligible to exhibit their equine at the Kitsap Fair, each 4-H equine project member must submit their up-to-date record book for judging. Record books and Educational Displays will be submitted at the Pavilion on the 2nd Friday of August from 2-7 PM.

GENERAL RULES FOR SHOWMANSHIP, EQUITATION, JUMPING & TRAIL OR RIDING PATTERN, ENGLISH/WESTERN

1. General Rules come from the 4-H Horse Contest Guide PNW574.
2. Grooming of the project animal and herdsmanship at fair must only be performed by the exhibitor. If the exhibitor is too young and/or physically incapable of doing their own grooming, only a 4-H member may provide assistance. Violations of this rule creates loss of learning experience to the exhibitor and unfair competition to other members, particularly in showmanship contest, and is cause for disqualification of entry. Parental supervision is encouraged. However, in the event of an emergency which is endangering an exhibitor or someone from the public's safety, adult help is acceptable
3. Permission Slips: You must have a "Permission to Ride Bareback" slip signed by a parent or guardian to ride bareback in bareback class, costume class, parade of champions, or during exercise time. You must have a "Permission to Jump" slip signed by a parent or guardian to participate in Hunter over Fences.
4. Hunt Seat Equitation over Fences/Jumping and Driving/Harness Skills Checklist must be passed in order to enter Hunter over Fences or Harness classes.

TRAINING CLASS (EQUITATION) ENGLISH OR WESTERN

1. Open to equine NOT MORE THAN 5 YEARS OLD as of January 1st of current year. Must never have been shown in any event in a bridle with a bit other than a ring snaffle, d-ring or a bosal.
2. Equine are to be shown at a walk, trot/jog and canter/lope both ways of the arena without undue restraint and may be required to canter/lope a figure eight, stop, turn and back in a straight line with extremely light rein. Results shown by performance of the equine are not to be considered more important than method used in obtaining them.
3. Good hands are paramount. Two hands must be used with a snaffle or bosal. When split reins are used with the snaffle, they must be crossed between your hands so both hands are holding the reins. Closed reins are allowed with a bosal.
4. Bosals must be rawhide braided, leather braided or rope. Absolutely no iron will be permitted under the jaws regardless of how padded or taped.
5. Appointments:
 - a. Personal Attire: may be either English or Western, but must meet specifications under attire in appropriate equitation section.
 - b. Tack: A standard stock seat saddle for Western and proper English types for hunt or saddle seat. Saddle seat CANNOT show in a full bridle in this class; must be snaffle only. Running martingales are permitted in training only.
6. No Junior Training Class.

CART EQUITATION CLASS

To be shown in a suitable two-wheel cart at a walk, trot and road gait (extreme speed to be penalized) both ways of the ring. To stand quietly and back readily. Contestants to be judged on light hands with reins, posture and cleanliness of animal and driver to count. The ability to control animal and perform gaits when asked will be paramount. General ring showmanship shall also be judged.

EQUINE GROOM SQUAD CONTEST

1. Open to team of 3 senior 4-H equine project members.
2. Team members may be from different clubs and do not have to be exhibiting an equine at fair.
3. Entries for contest due to Equine superintendent by August 1st
4. Groom squad competition will be in accordance with State Fair guidelines.

5. Each team will furnish their own grooming equipment and supplies.

TRAIL HORSE IN HAND

Open to all equine that has never been shown in any event under saddle.

Exhibitors receiving Champion or Reserve Champion in Fitting and Showmanship are invited to go on to Round Robin to compete for overall showman

			Blue: 40, Red: 30, White: 20
CLASS 4401	Equine Fitting & Showmanship	Lot 1 Lot 2	Advanced Novice
ALL TYPE CLASSES			Blue: 30, Red: 20, White: 15
CLASS 4402	Western	Lot 1 Lot 2 Lot 3	Western Pleasure Advanced Western Pleasure Novice Western Pleasure Walk/Trot
CLASS 4403	Stock Seat	Lot 1 Lot 2 Lot 3	Stock Seat Advanced Stock Seat Novice Stock Seat Walk/Trot
CLASS 4404	Bareback	Lot 1 Lot 2 Lot 3	Bareback Equitation Advanced Bareback Equitation Novice Bareback Equitation Walk/Trot
CLASS 4405	English	Lot 1 Lot 2 Lot 3	English Pleasure Advanced English Pleasure Novice English Pleasure Walk/Trot
CLASS 4406	Hunt Sea	Lot 1 Lot 2 Lot 3	Hunt Seat Equitation Advanced Hunt Seat Equitation Novice Hunt Seat Equitation Walk/Trot
CLASS 4407	Trail	Lot 1 Lot 2 Lot 3 Lot 4 Lot 5	Trail Advanced Trail Novice Trail Walk/Trot Training Trail (young horse) Trail in Hand (mini and/or young horse)
CLASS 4408	Pattern	Lot 1 Lot 2 Lot 3	Western OR English Pattern Advanced Western OR English Pattern Novice Western OR English Pattern Walk/Trot
CLASS 4409	Saddle Seat	Lot 1 Lot 2 Lot 3	Saddle Seat Advanced Saddle Seat Novice Saddle Seat Walk/Trot
CLASS 4410	Disciplined Rail	Lot 1 Lot 2	Disciplined Rail Advanced (Qualified Intermediates & Seniors ONLY) Disciplined Rail English Advanced (Qualified Intermediates and Seniors ONLY)
CLASS 4411	Performance	Lot 1 Lot 2	Western Reining Matched Pairs
CLASS 4412	Barrels	Lot 1 Lot 2	Barrels Advanced Barrels Novice
CLASS 4413	Poles	Lot 1 Lot 2 Lot 3 Lot 4	Poles Advanced Poles Novice Pole Key Advanced Pole Key Novice

CLASS 4414	Idaho Stake	Lot 1 Lot 2	Idaho Stake Advanced Idaho Stake Novice
CLASS 4415	Flags	Lot 1 Lot 2 Lot 3 Lot 4	Two Barrel Flags Advanced Two Barrel Flags Novice International Flags Advanced International Flags Novice
CLASS 4416	Dressage	Lot 1 Lot 2 Lot 3 Lot 4 Lot 5 Lot 6 Lot 7	Training Level: ISED, Test TBA Level 1, USEF, Test TBA Level 2, USEF. Test TBA Seat Advanced Seat Novice Seat Walk/Trot
CLASS 4417	Cart/Driving	Lot 1 Lot 2 Lot 3	Cart Trail Precision Driving Reinsmanship
CLASS 4418	Jumping	Lot 1 Lot 2 Lot 3 Lot 4 Lot 5 Lot 6 Lot 7 Lot 8 Lot 9 Lot 10	Poles Walk/Trot Novice Poles Trot/Canter Advanced Poles Trot/Canter Novice Equitation Over Fences, 2' Advanced Equitation Over Fences, 2' Novice Equitation Over Fences, 2'3"-2'6" Advanced (Intermediated & Seniors ONLY) Equitation Over Fences, 2'6"-2'9" Advanced (Intermediate & Seniors ONLY) Equitation Over Fences, 2'0"-3' Advanced (Intermediate & Seniors ONLY) Cross Rail Equitation 18" Advanced Cross Rail Equitation 18" Novice
			Blue: 30, Red: 20, White: 15
CLASS 4419	Groom Squad	Lot 1	Groom Squad
CLASS 4420	Costume	Lot 1	Ribbon Only

Small Equine (minis) are equine under 48". All classes are done "in-hand" and on a smaller scale than a traditional equine event.

If you have any questions about how to enter contact your Club Leader or Superintendent.

CLASS 4421:	Small Equine 48" and under (minis)		Blue: 40, Red: 30, White: 20
		Lot 1	Small Equine Fitting & Showmanship
			Blue: 30, Red: 20, White: 15
		Lot 2	In-hand Trot Poles
		Lot 3	In-hand Jumping
		Lot 4	In-hand Trail
		Lot 5	In-hand Driving
		Lot 6	In hand Reinsmanship
		Lot 7	In-hand Barrels
		Lot 8	In-hand Poles
		Lot 9	In-hand Idaho Stake
		Lot 10	In-hand Two Barrel Flags
		Lot 11	In-hand International Flags

Goat Department Rules:

1. Vet check is mandatory. No animals will be allowed in the barn until after vet check.
2. Open to members enrolled in the goat project.
3. ALL GOATS MUST HAVE WASHINGTON STATE APPROVED SCRAPIE I.D., TATTOO OR TAG. Include a copy of your scrapie letter with your entry form.
4. To exhibit at fair member must give a public presentation, have an up-to-date record book, and an educational display. Presentations may be given at the county or club level. Club leaders are responsible for ensuring this rule is met.
5. Any goat with horns must have protective balls securely attached to horns for safety of public and other goats.
6. Exhibitors are limited to 4 goat entries per class. Requests to bring more than 4 goats must be made in writing to the superintendent. Special consideration may be given to small herds, nursing kids or unique situations. The Superintendent may reduce the number of goats (to less than 4) when housing limitations exist.
7. Exhibitors are limited to 2 entries per lot
8. Exhibitors will not combine to form group classes except for Club Herd.
9. Animals must be under control and walked when removed from the pens.
10. Animals may be removed for exercise in the Goat Arena before 9:00 a.m. and after 6:00 p.m. with the permission of the adult on duty.
11. Entering a goat in more than one Division is not allowed.

Dairy Goat Rules:

1. Bucks and wethers are not allowed to be shown in Dairy Goat Division.
2. Dairy goat exhibitors will wear white clothing while showing their goats.
3. Dairy goats will be judged by ADGA rules.

Champion & Reserve rosettes may go to the winners of each division.

Junior Champion

Junior Champion and Reserve Junior Champion to be selected from the top 2 animals in Lot 1-3

Senior Champion

Senior Champion and Reserve Senior Champion to be selected from top two animals in Lot 4-6

Best of Breed

Grand and Reserve to be selected from top animals in Junior and Reserved Junior Champion and Senior and Reserved Senior Champion

Best of Show

Grand and Reserve Grand Champion to be selected from "Best of Breed" Grand & Reserve from all classes.

Exhibitors receiving Champion or Reserve Champion in Fitting & Showmanship are invited to go on to Round Robin to compete for overall showman.

Dairy Goat Breeds: Alpine, La Mancha, Nubian, Oberhasli, Saanen, Toggenburg, Grade, Nigerian, Other Breeds			
CLASS 4501	Dairy Goat Fitting & Showmanship	Blue: 40, Red: 30, White: 20	
		Lot 1	Dairy Goat Fitting & Showmanship
ALL TYPE CLASSES			Blue 30, Red: 20, White: 15
CLASS 4502	Dairy Goat Division	Lot 1	Doelings, over 2 months and under 6 months
		Lot 2	Doelings, over 6 months and under 12 months
		Lot 3	Doelings, between 1 & 2 years (never freshened)
		Lot 4	Does, milking yearling, under 2 years old
		Lot 5	Does, milking over 2 & under 3 years old
		Lot 6	Does, milking over 3 & under 4 years old
		Lot 7	Does, milking over 5 years old
		Lot 8	Dam (in milk) and daughter (any age) Dam entered in this lot only once.
		Lot 9	Produce of Dam (two daughters, any age from same dam)
		Lot 10	Club Herd, Five goats from Classes B-I, Three exhibitor minimum (NO PREMIUM POINTS)

Pygmy Goat Rules:

1. Pygmy goat exhibitors must wear collared shirts, jeans and leather boots (laced or pull on) while showing their goats
2. Wethers (but not bucks) are allowed to be shown in Pygmy goat division.
3. Pygmy goats will be judged by NPGA rules.
4. Pygora goats will be shown in Fitting and Showmanship with Pygmy goats

Champion & Reserve rosettes may go to the winners of each division

Junior Champion

Junior Champion and Reserve Junior Champion to be selected from the top 2 animals in Lot 1-4

Senior Champion

Senior Champion and Reserve Senior Champion to be selected from top two animals in Lot 5-7

Wethers Champion

Champion and Reserve Champion to be selected from top animals in Lot 8 & 9 – ROSETTE AWAR

Best of Show

Grand and Reserve Grand Champion to be selected from “Best of Breed” Grant & Reserve from all classes.

Exhibitors receiving Champion or Reserve Champion in Fitting & Showmanship are invited to go on to Round Robin to compete for overall showman

Breeds: Pygmy, Pygora

CLASS 4510	Pygmy Fitting & Showmanship	Blue: 40, Red: 30, White: 20	
		Lot 1	Pygmy Fitting & Showmanship

ALL TYPE CLASSES			Blue: 30, Red: 20, White: 15
CLASS 4511	Pygmy Goat Division	Lot 1	Doelings, over 1 month and under 3 months
		Lot 2	Doelings, over 3 months and under 6 months
		Lot 3	Doelings, over 6 months and under 12 months
		Lot 4	Doelings, between 1 & 2 years (never freshened)
		Lot 5	Yearlings, fresh (less than 2 years old)
		Lot 6	Does, over 2 & under 3 years old
		Lot 7	Does, over 3 years old
		Lot 8	Junior Wethers, under 1 year old
		Lot 9	Senior Wethers, over 1 year old
		Lot 10	Two daughters and doe and wether from same dam
		Lot 11	Best three goats

Meat Goat Rules

1. It is preferred that meat goat exhibitors wear white shirts and black pants while showing their goats.
2. Wethers (NOT BUCKS) are allowed to be shown in Division X.
3. Class 4521 will be judged on projected carcass yields and structural correctness and must conform to all rules of the Kitsap Junior Livestock Auction Committee

CLASS 4520	Meat Goat Fitting & Showmanship	Blue: 40, Red: 30, White: 20
	Lot 1	Meat Goat Fitting & Showmanship

ALL TYPE CLASSES			Blue: 30, Red: 20, White: 15
CLASS 4521	Meat Goat Division	Lot 1	Market Goat, Sale
		Lot 2	Market Goat, Non Sale
		Lot 3	Breeding Does, 2 years and under (never freshened)
		Lot 4	Breeding Does, 2 years and under (have freshened)
		Lot 5	Breeding Does, 3 years and older

Utility Goat Rules

1. Utility goat exhibitors must wear clothes that are neat, clean and appropriate for the occasion. Additionally, exhibitors in Class 4531, Lot 3 (Pack Goats) should wear hiking clothes and shoes. Exhibitors clothing should be suitable for the weather conditions of the show day.
2. Pack Goats must have 10 miles accumulated and documented in 4-H Record Book.
3. Harness Goats must have 10 hours accumulated and documented in 4-H Record Book.
4. Pygora goats will be shown in Fitting and Showmanship and separate type class with Pygmies.
5. Fleece goats will be shown with Sheep.
6. Any Pack or Harness goats with horns must have pre-approval by superintendent and must have protective balls securely attached to horns for safety of public and other goats.

Champion and Reserve Champion to be selected from top two animals in Lots 1-3 – ROSETTE AWARDS

CLASS 4530	Utility Goat Fitting & Showmanship	Blue: 40, Red: 30, White: 20
	Lot 1	Utility Goat Fitting & Showmanship

ALL TYPE CLASSES			Blue: 30, Red: 20, White: 15
CLASS 4531	Utility Goat Division	Lot 1	Novice Pack Goat, 0-6 months
		Lot 2	Novice Pack Goat 6 months – 1 year
		Lot 3	Advanced Pack Goat, 1 year and over
		Lot 4	Goat in Harness (must drive and pull cart freely)

4-H Llama	Superintendent: Stephanie Bromm
------------------	--

Llama Department Rules

1. Vet check is mandatory. No animals will be allowed in the barn until after vet check.
2. Open to members enrolled in the llama project.
3. To enter a llama at the Kitsap Fair, you need to do the following:
 - a. Participate in 3 public events, approved by your leader, such as fairs, clinics, parades
 - b. Submit a record book for reference or judging at the fair
 - c. Submit an educational display
4. Exhibitors exhibiting their primary llama at the fair must enter and participate in all classes with that llama unless excused by the superintendent
5. Intermediate and Seniors must enter and show their primary llama in all classes so there is a level playing field for “overall trophies” but they may also qualify for State Fair with a second llama. The second llama must be entered and shown in either Handler, PR or Trail Obstacles (without pack) for ribbons only. A white or green ribbon does not qualify them for State. State Fair exhibitors are only allowed to have one llama in each class).
6. No llamas will be washed at the Fair
7. Any llama that is unmanageable, showing signs of aggression and/or showing signs of extreme stress will be sent home.
8. No tranquilizers will be allowed.
9. An exercise area will be assigned for llamas. Llamas will not be allowed in other areas of the fairgrounds without the permission of the superintendent.
10. Llamas owned by members must be attended by their owner every day of the fair.
11. Only approved llama gear and equipment is to be used at the fair on llamas. If there are any questions, contact your superintendent.
12. Due to safety concerns, only intact male llamas over 6 months and under 24 months of age, female llamas over 6 months and gelded males may be shown. Intact males will not share stalls. Geldings will have priority over the intact males if there are not enough stalls available.
13. Llamas need to be vaccinated yearly and checked for lice. Give your 4-H leader a certificate showing that your llamas have had their health checked.

Exhibitors receiving Champion or Reserve Champion in Fitting and Showmanship are invited to go on to Round Robin to compete for overall showman

CLASS: 4601	Llama Fitting & Showmanship		Blue: 40, Red: 30, White: 20
		Lot 1	Llama Fitting & Showmanship
ALL TYPE CLASSES			Blue: 30, Red: 20, White: 15
CLASS 4602	Public Relations 2 PM Wednesday	Lot 1	Public Relations
CLASS 4603	Skills Contest Handler 10 AM Friday	Lot 1	Skills Contest Handler
CLASS 4604	Trail Obstacles 10 AM Thursday	Lot 1	Trail Obstacles
CLASS 4605	Packing Obstacles 2PM Thursday	Lot 1	Packing Obstacles
CLASS 4606	Skills Contest Pack A Pack 10 AM Friday	Lot 1	Skills Contest Pack a Pack
CLASS 4607	Costume	Lot 1	RIBBON ONLY
CLASS 4608	Arts & Crafts DISPLAY ONLY – NO PREMIUMS OR RIBBONS	Lot 1 Lot 2	Useful llama item (i.e., lead rope) Decorative llama item (i.e., planter in the shape of a llama

Poultry Department Rules

1. Vet check is mandatory. No animals will be allowed in the barn until after vet check.
2. Open to members enrolled in the poultry project as of May 1 of the current 4-H year. To exhibit at Fair, all Junior, Intermediate and Senior Poultry project members are required to enter the following on separate entry form:
 - a. A Record Book including your Poultry project
 - b. An Educational Display
 - c. All Junior, Intermediate & Senior Poultry Exhibitors MUST include the following on their LIVESTOCK entry forms:
 - i. Fitting & Showmanship -Bird must be entered in fair.
 - ii. Knowledge Bowl
 - iii. Judging
3. Exhibitors may enter up to 15 birds, depending on cage availability. Trios and pens count as ONE bird. Birds not entered in Production Classes (meat or layers) must be described in the APA or ABA standards to be judged for points. Hybrids/Crosses will be judged on condition and weight and may be entered in the Non-standard/Hybrids classes. Non-standard breeds may also be entered as space allows and judged at the judge's discretion.
4. Birds must be at least 4 months of age and in the exhibitor's possession since May 1st in order to be judged for points. Exception for certain meat breeds exhibited in the Production Class.
5. Birds must be entered and caged by 9 PM Tuesday prior to fair. All birds will be vet-checked. Birds that APPEAR diseased will be rejected; soiled/ dirty birds may also be rejected. Birds with external parasites cannot enter the barn; please wash, powder and/or otherwise treat your birds before check-in. Contact the superintendent prior to fair for advice.
6. All birds MUST have LEG BANDS (numbered and colored) individually identified on the Livestock entry form BEFORE they enter the barn. PLEASE PLAN AHEAD. Bands are sold at local feed stores.
7. All Exhibitors are responsible for cleaning their birds' cages and feeding & watering their birds DAILY before 9 AM (before 8:30 AM on Wednesday). The Fair will provide feed and bedding for exhibits. Birds shall not be removed from their cages without prior approval of a superintendent (see exception for Barn Duty below). Exhibitors must help with final barn clean-up on the last day.
8. All Exhibitors are required to complete a shift of Barn Duty/Herdsmanship EACH DAY as directed by the superintendent. Barn duty includes checking birds' food, water and cage security, keeping public areas clean, collecting eggs, notifying a superintendent of any problems or concerns, and interacting with the public. Exhibitors may remove their birds (one at a time) from the cage to hold for display to the public once other duties are done.
9. Failure to perform daily morning cleanings, barn duty, final barn clean-up or otherwise not follow fair rules will result in loss of some or all premium points.

Breeds per the American Poultry Association Standard of Perfection

Exhibitors receiving Champion or Reserve Champion in Fitting and Showmanship are invited to go on to Round Robin to compete for overall showman

CLASS 4700	Poultry Fitting & Showmanship	Blue: 40, Red: 30, White: 20	
		Lot 1	Poultry Fitting & Showmanship
ALL TYPE CLASSES			Blue: 30, Red: 20, White: 15
CLASS 4701	Chickens	<u>Lots for Classes 4701-4709</u>	
CLASS 4702	American Breeds	Lot 1 - Pen of Hens (3 females over 1 year)	
CLASS 4703	Asiatic Breeds	Lot 2 - Pen of Pullets (3 females under 1 year)	
CLASS 4704	English Breeds	Lot 3 - Old Trio (1 male and 2 females over 1 year)	
CLASS 4705	Mediterranean Breeds	Lot 4 - Young Trio (1 male and 2 females under 1 year)	
CLASS 4706	Continental Class	Lot 5 - One Hen (over 1 year)	
CLASS 4707	All Other Standard Breeds	Lot 6 - One Cock (over 1 year)	
CLASS 4708	Bantams	Lot 7 - One Pullet (under 1 year)	
CLASS 4709	Non Standard/Hybrids, Pet class, Landrace Breeds	Lot 8 - One Cockerel (under 1 year)	
CLASS 4710	Market Poultry	Lot 1	Market Poultry
DUCKS, TURKEYS, GEESE & MISC FOWL			Blue: 30, Red: 20, White: 15
CLASS 4711	Ducks (No Crossbreeds)	Lot 1	Young Duck (under 1 year)
		Lot 2	Old Duck (over 1 year)
		Lot 3	Young Drake (under 1 year)
		Lot 4	Old Drake (over 1 year)
		Lot 5	Young Trio (1 male and 2 females under 1 year)
		Lot 6	Old Trio (1 male and 2 females over 1 year)
CLASS 4712	Turkey (No Crossbreeds)	Lot 1	Pen of Young Hens (under 1 year)
		Lot 2	Pen of Old Hens (over 1 year)
		Lot 3	Young Trio (1 male and 2 females under 1)
		Lot 4	Old Trio (1 male and 2 females over 1)
		Lot 5	Young Tom (under 1 year)
		Lot 6	Old Tom (over 1 year)
		Lot 7	Young Hen (under 1 year)
		Lot 8	Old Hen (over 1 year)
CLASS 4713	Geese (No Crossbreeds)	Lot 1	Young Goose (under 1 year)
		Lot 2	Old Goose (over 1 year)
		Lot 3	Young Gander (under 1 year)
		Lot 4	Old Gander (over 1 year)
		Lot 5	Young Trio (1 male and 2 females under 1)
		Lot 6	Old Trio (1 male and 2 females over 1)
CLASS 4714	Miscellaneous Fowl	Lot 1	Single Bird
		Lot 2	Trio of Birds
CLASS 4715	Hybrid Class (Ducks, Turkeys, Geese)	Lot 1	Single Bird
		Lot 2	Trio of Birds
<p>Poultry Production – Meat, Layers and Eggs</p> <p>MEAT (LIVE BIRDS): Poultry (standard purebred or cross) of either sex that is entered in this class must be in a meat production project. They will be judged for the quality of the meat that it will produce. Speak to the superintendent about any required add sheets for record books.</p> <p>EGG LAYERS: Enter only female poultry birds that are common egg production breeds or crossbreds. It must be used in an Egg production project. They are judged on past and present laying conditions and rate of production. Speak to the superintendent about any required add sheets for record books</p>			

EGGS: Eggs entered in this class must be the product of birds owned and cared for by the 4-H exhibitor. Only complete dozens will be accepted for entry. Limit two dozen eggs per exhibitor. Champion and Reserve Champion ribbons may be awarded for the Egg class (Class 4718)

WEIGHT PER DOZEN

Jumbo 30 oz & over, Extra Large 27-29 oz, Large 24-26 oz, Medium 21-23 oz, Small 18-20 oz, Bantam under 18 oz

Eggs shall be weighed and entered into the appropriate lot. Champion rosette may be presented to best overall egg.

			Blue: 30, Red: 20, White: 15
CLASS 4716	Meat (Live Birds)	Lot 1 Lot 2 Lot 3 Lot 4	Pen of Chickens (male or female, minimum of 5 lbs) Pen of Ducks (male or female, minimum of 7 lbs) Single Turkey (male, minimum 25 lbs, female minimum 15 lbs) Single Goose (male or female, minimum 10 lbs)
CLASS 4717	Egg Layers	Lot 1 Lot 2	One female over 1 year One female under 1 year
CLASS 4718	EGGS	Lot 1 Lot 2 Lot 3 Lot 4 Lot 5 Lot 6 Lot 7 Lot 8 Lot 9 Lot 10	Jumbo Extra Large Large Medium Small Bantam Duck Geese Turkey Other (pigeons, guinea, quail, etc)
CLASS 4719	Poultry Equipment	Blue: 10, Red: 8, White 4	
<p>Exhibitor may enter: TWO exhibits from Class 4719 Poultry Equipment. Poultry equipment may be a new or well-cleaned, used equipment. It can be actual size, 1/5 scale for large equipment or 1/3 scale for small items. The club member must have made all equipment during the current 4-H year.</p>			
		Lot 1	Poultry Equipment Examples: chick hopper, catching hook, wire waterer rack, nesting box, egg candle, broody coop, incubator, chicken tractor, etc.

CLASS 4720	Poultry Small Displays	Blue: 10, Red: 8, White 4																
<p>Exhibitors may enter up to <u>FOUR</u> Poultry Small Displays. Exhibits must be made during the current 4-H year. Ribbons may be presented to winners of Junior, Intermediate and Senior Division depending on the number of participants.</p> <p>Displays will be judged on:</p> <p>30% -- Relationship to Poultry – Relating to poultry or eggs in some way.</p> <p>10% -- Neatness – Construct with care. Material should be clean, carefully assembled and in good condition.</p> <p>30% -- Creativity – Use material in an unusual way, or cleverness in subject matter and pleasing to the eye.</p> <p>30% -- Originality – Your finished work should reflect your own ideas and style..</p>																		
		<table border="1"> <tr><td>Lot 1</td><td>Egg Shell Crafts</td></tr> <tr><td>Lot 2</td><td>Feather Crafts</td></tr> <tr><td>Lot 3</td><td>Poultry Models</td></tr> <tr><td>Lot 4</td><td>Poultry related Drawing</td></tr> <tr><td>Lot 5</td><td>Poultry related Painting</td></tr> <tr><td>Lot 6</td><td>Poultry related Photography</td></tr> <tr><td>Lot 7</td><td>Poultry related sewing & other handiwork</td></tr> <tr><td>Lot 8</td><td>Other</td></tr> </table>	Lot 1	Egg Shell Crafts	Lot 2	Feather Crafts	Lot 3	Poultry Models	Lot 4	Poultry related Drawing	Lot 5	Poultry related Painting	Lot 6	Poultry related Photography	Lot 7	Poultry related sewing & other handiwork	Lot 8	Other
Lot 1	Egg Shell Crafts																	
Lot 2	Feather Crafts																	
Lot 3	Poultry Models																	
Lot 4	Poultry related Drawing																	
Lot 5	Poultry related Painting																	
Lot 6	Poultry related Photography																	
Lot 7	Poultry related sewing & other handiwork																	
Lot 8	Other																	
CLASS 4721	Costume	RIBBON ONLY																
		<table border="1"> <tr><td>Lot 1</td><td>Fair Theme Related</td></tr> <tr><td>Lot 2</td><td>Funniest</td></tr> <tr><td>Lot 3</td><td>Most Creative</td></tr> </table>	Lot 1	Fair Theme Related	Lot 2	Funniest	Lot 3	Most Creative										
Lot 1	Fair Theme Related																	
Lot 2	Funniest																	
Lot 3	Most Creative																	
Poultry Barn Schedule																		
Tuesday 10 AM – 9 PM	Animal Check-in 4-H, FFA and Open Class																	
Wednesday 8 AM 9 AM 10 AM 12:30 PM 1 PM	Feed/water birds, spot clean cages Mandatory meeting at the office Type Judging by the judge (throughout the day) Fitting and Showing practice (optional) Fitting and Showing with Judge (Jr., Int., Sr.)																	
Thursday 8 AM 12 PM 12 PM – 6 PM	Feed/water birds, spot clean cages Oral Knowledge Bowl (Jr., Int., Sr.) Written Knowledge Bowl																	
Friday 8 AM 10 AM	Feed/water birds, spot clean cages Judging Contest																	
Saturday 8 AM 11 AM 3 PM	Feed/water birds, spot clean cages Livestock Auction at the Auction Tent (Meat Production Birds - Livestock Project animals) 4-H Livestock Judging (Large animal)																	
Sunday 8 AM 9 AM 2 PM 6 PM	Feed/water birds, spot clean cages Breakfast and Awards Ceremony (required for all 4-H exhibitors) Poultry Costume Contest & Parade Livestock Checkout and Barn Clean-up																	

Rabbit Department Rules:

1. Vet check is mandatory. No animals will be allowed in the barn until after vet check.
2. Open to members enrolled in the rabbit project
3. Each Rabbit exhibitor may enter a maximum of 5 rabbits in Class 4802 and/or 4803B but may be limited to fewer due to cage availability. Rabbits may be any combination of purebred, pet quality, crossbred and altered rabbits. An additional 2 entries may be entered in Class 4804 – Market Animal – if space is available in the market auction. Exhibitors may be limited to fewer because of cage availability and market auction ruling. Exhibitors in the market auction need to be working to solicit buyers for the auction.
4. Rabbit exhibits shall be at least 8 weeks of age and meet the current ARBA weight standards by Wednesday, the first day of Fair, and have been in the exhibitor's possession since May 1st (Possession meaning taking care of). For market class rabbits, the exhibitor must have owned the doe (dam) of future fryers, or purchase their roaster by May 1. See Class Information for age and weight restrictions.
5. To exhibit at Fair, all Rabbit project members are required to:
 - a. Enter Educational Display in Rabbit lot.
 - b. Attend one work party during the year, completing a minimum of 2 hours per work party
 - c. Complete a record book and turn it in to be judged.
 - d. Give a public presentation at the county level.
6. All Rabbit Exhibitors are required to feed their animal(s) and clean the cage(s) daily prior to 9 AM
7. All Rabbit Exhibitors are required to attend the daily morning meeting. We will go over the day's events and important details the youth will need to know.
8. All Rabbit Exhibitors are required to complete Herdsmanship duties during the Fair.
9. All Rabbit Exhibitors are required to bring their rabbit(s) to the type table or, if unable, the exhibitors shall make other arrangements for their rabbit(s) to be brought to the type table by another 4-H member.
10. All Rabbit Exhibitors are required to enter Fitting & Showmanship with their own rabbit entered in Type.
11. Exhibitors should wear a clean, white shirt with long sleeves and black pants or white jacket for Fitting & Showing, Judging Contest, and Breeder's Class. Shirts and white jackets should not have any writing on them. Long hair should be tied back. No distracting jewelry or watches.
12. All Rabbit exhibitors are required to clean in and under their rabbit cages and help with the barn clean up chores before their rabbit(s) will be released at end of fair, unless otherwise directed.
13. These rules are in addition to the 4-H rules in the Exhibitor Guide.

Determination of show lot will be as follows: Commercial or heavy breeds having a 9 lbs. minimum, senior ideal weight · Senior 8 months of age or older · Intermediate 6 to 8 months of age · Junior Under 6 months of age Fancy or small breeds less than 9 pounds, senior ideal weight · Senior 6 months of age or older · Junior Under 6 months of age

Refer to weight standard for each breed in the most current ARBA "Standard of Perfection". A scale will be used at time of judging and over or under weight calls for disqualification. Champion and Reserve Champion Ribbons may be awarded for Best of Breed and Best Opposite Sex for each breed exhibited as determined by the Judge. No Additional Premium points are awarded. Champion Ribbon awards may be given for Overall Best in Fur, Overall Best in Wool & Best in Show. Reserve Champion Ribbon awards may be given for first Runner Up in Show, provided quality of animals merit the awards.

All entry information shall be checked and verified by exhibitor on the check-in day. Any change in information needs to be made by the exhibitor on the exhibitor check-in sheet and given to the superintendent. After the start of fair, all information will be deemed correct and disqualifications may occur if discrepancies are found, unless it was a clerical error.

The OPEN CLASS SHOW may be scheduled at a different date and time than the 4-H show. 4-H members are encouraged, but not required, to enter their rabbits in Open Class Type. A separate Open Class entry is

required. Please check with the Rabbit Superintendent for the schedule.
 Exhibitors receiving Champion or Reserve Champion in Fitting and Showmanship are invited to go on to Round Robin to compete for overall showman

CLASS 4801	Rabbit Fitting & Showmanship		Blue: 40, Red: 30, White: 20
		Lot 1	Rabbit Fitting & Showmanship
ALL TYPE CLASSES			Blue: 30, Red: 20, White: 15
CLASS 4802	Breed Type (Recognized ARBA Showable Breeds	Lot 1	Breed Type
CLASS 4803	Pet Quality	Lot 1	Pet Quality
CLASS 4804	Market Rabbit	Lot 1	Market Rabbit
CLASS 4805	Meat Rabbit(s)		Blue: 30, Red: 20, White: 15
Any breed or crossbreeds allowed. Each rabbit will be judged on meat type, condition of flesh, uniformity of body and weight and fur. Entry in this class counts as 1 of 5 maximum animal exhibits. All meat class animals will be judged according to the most current ARBA "Standard of Perfection" for meat class animals. Please see current ARBA Standard definitions for age and weight limits in all 4 lots.			
		Lot 1	Pen of Three fryers
		Lot 2	Single Fryer
		Lot 3	Roaster
		Lot 4	Stewer
CLASS 4806	Breeders		Blue: 30, Red: 20, White: 15
<p>Breeders may exhibit 1 rabbit from their own line in this class, any breed or crossbreeds allowed. Rabbits must be additionally entered in Breed Type, Pet Quality, Meat, or Market Class in order to be eligible. Exhibitor must have owned the doe by May 1st and at time of breeding but may use any buck for service. The owner will make the final selection from the litter by the Tuesday (check-in of Fair). Substitutions only upon approval of superintendent.</p> <p>The animal (1) has to be born no earlier than May 1st of the previous 4-H year, (2) be 2 to 16 months of age, (3) make weight according to ARBA Standard of Perfection for that breed, and (4) cannot have been used in previous year's 4-H Breeder's Class.</p> <p>Breeder's Class will judge each exhibitor by the following criteria: 40% of score -- judged according to the standards set in the ARBA Standard of Perfection for that breed. If Crossbreed, a working standard needs to be given to the superintendent by Wednesday morning of fair week so the judge has a chance to review it and should also accompany exhibitor at time of judging. 40% of score -- able to explain in full detail his/her breeding project including but not limited to goals, knowledge, successes, losses, etc. and other questions from the judge. 20% of score -- the presentation/showmanship of the animal and the exhibitor.</p> <p>Exhibitor needs to provide the judge a copy of the Pedigree for animal entered. Entry in this class counts as 1 of 5 maximum animal exhibits and may be entered in Type Class. Enter in this class by age class of exhibitor.</p>			
CLASS 4807	Fur (Only one rabbit allowed per member)	Lot 1	White
		Lot 2	Colored
		Lot 3	Rex
CLASS 4808	Wool	Lot 1	White
		Lot 2	Colored
CLASS 4809	Tanned Pelts	Lot 1	Normal
		Lot 2	Satin
		Lot 3	Rex
		Lot 4	Angora

CLASS 4810	Stretched Pelts (Pelts must be exhibited on a board)	Lot 1 Lot 2 Lot 3 Lot 4	Normal Satin Rex Angora
CLASS 4811	Rabbit Equipment (Designed and built by exhibitor)	Lot 1 Lot 2 Lot 3 Lot 4 Lot 5	Carrying Cage Feeder Nest Box Metal Hutch Other
CLASS 4812	Rabbit Equipment (Made from a kit)	Lot 1 Lot 2 Lot 3 Lot 4 Lot 5	Carrying Cage Feeder Nest Box Metal Hutch Other
CLASS 4813	COSTUME – RIBBON ONLY	Lot 1 Lot 2 Lot 3	Fair Theme Funniest Most Creative
CLASS 4814	Market Animal	Lot 1 Lot 2 Lot 3	Pen of 3 Fryers Single Fryer Roaster

Any breed, crossbreeds allowed, each rabbit will be judged on meat type, condition of flesh, uniformity of body and weight and fur. Entry in this class does NOT count towards your maximum animal exhibits but is based on cage availability and market auction ruling. All market rabbits will be judged according to the most current ARBA "Standard of Perfection" for meat class animals. Please see current ARBA Standard definitions for age and weight limits in all lots. An animal entered in market animal class may not be entered in Meat Class (4805). If exhibitor is entering a pen of 3 fryers, exhibitor may choose 1 of that pen to enter in type class.

Fair Schedule for 4-H Rabbit Activities

Tuesday 10 AM – 7 PM	4-H Rabbit and Self-Determined Animal Science exhibits and livestock entered
Wednesday 10 AM – 1 PM	4-H/FFA Rabbit Judging 4-H/FFA Rabbit Written Knowledge Bowl
Thursday 10 AM	4-H/FFA Judging of Rabbit Type Class Exhibits, 4- H/FFA Equipment judging, 4H/FFA Breeder's class follows animal judging. Judge any primary rabbit that is housed in the barn.
Thursday 1 PM	4-H/FFA Rabbit Oral Knowledge Bowl
Friday 10 AM	FFA & 4-H Rabbit Fitting and Showmanship Class
Saturday 10 AM – 11 AM	Primary member Animal Exhibits are accepted in Presidents Hall
Saturday 1 PM	Primary Member noncompetitive Fitting and showmanship, Type judging of Day of Show primary animal exhibits
Sunday 10 AM 12: 30 PM 1: 30 PM 3 PM 6 PM	4-H Small Animal Round Robbin 4-H Rabbit Costume Class Parent Fitting & Showing Scavenger Hunt Livestock Barns Close. May take home livestock after barn clean up and permission is granted from barn superintendent.

4-H Sheep & Fleece Goat

Superintendent: Katie Matteson

Sheep & Fleece Goats Department Rules:

1. Vet check is mandatory. No animals will be allowed in the barn until after vet check.
2. Open to members enrolled in the sheep project.
3. Sheep entered must have a Scrapie ear tag. All animals must be pre-entered and all animals housed at the Fair are expected to be shown. Withdrawn animals may not be re-entered.
4. Exhibitors may enter a maximum of two entries in any lot type.
5. The 4-H exhibitor must perform all herdsmanship, grooming and handling of the project animal. This includes clipping and washing the animal. In cases where 4-H exhibitors are physically incapable of doing their own clipping or washing only. 4-H and FFA exhibitors may provide needed assistance. Violations of this rule creates loss of learning experience to the exhibitor and an unfair competition to other members, particularly in the fitting and showing contest and is cause for disqualification of entry.
6. ONLY EXHIBITORS are allowed in stalls, pens and show arena unless otherwise directed by the superintendent.
7. All exhibitors must enter an Educational Display and Record Book for judging and available for inspection at check-in.
8. Champion and Reserve Champion ribbons may be awarded only if competition warrants.
9. Exhibitors showing animals in Breed Type or Market classes must also enter Fitting & Showmanship.
10. 4-H fitting and showing animals may be housed with blankets on only until Champions have been determined and then blankets must be removed.
11. Class and Lot list may not be show order.
12. Members need to bring their fitting equipment, cards, hand shears, rice brush for wool breeds, etc., into the arena and have handler available.

Each class may have a Champion and Reserve Champion animal who will receive a ROSETTE

Champion Sheep Showman (each lot) ROSETTE/Trophy

Reserve Champion Sheep Showman (each lot) ROSETTE/Trophy

Exhibitors receiving Champion or Reserve Champion in Fitting and Showmanship are invited to go on to Round Robin to compete for overall showman

CLASS 4901	Sheep Fitting & Showmanship		Blue: 40, Red: 30, White: 20
		Lot 1	Sheep Fitting & Showmanship
ALL TYPE CLASSES			Blue: 20, Red: 15, White: 10
CLASS 4902	Ram	Lot 1 Lot 2 Lot 3	Ram, 1 year old and under 2 years old Ram Lamb, under 1 year old Pair of Ram Lambs
CLASS 4903	Ewe	Lot 1 Lot 2 Lot 3 Lot 4 Lot 5	Aged Ewe in production, 2 years and older Yearling Ewe, 1 year and under 2 years old Pair of Yearling Ewes Ewe Lam, under 1 year old Pair of Ewe Lambs
CLASS 4904	Flock/Herd	Lot 1 Lot 2 Lot 3 Lot 4	Young Flock (1 ram lamb & 2 ewe lambs, owned & bred by exhibitors) Get of Sire (4 animals, all sired by same ram, both sexes represented) Flock (1 ram, 2 yearling ewes, 2 ewe lambs) Best Pair (same breed or class, owned and bred by exhibitor) - ROSETTE
CLASS 4905	Market Lamb	Lot 1	Market Lamb
SPECIAL AWARD		Leroy O'Hara Best Market Lamb	

FLEECE GOATS

Members need to bring their fitting equipment, cards, hand shears, rice brush for wool breeds, etc., into the arena and have handler available.

1. Exhibitor limited to two fleeces per lot.
2. Fleeces should be skirted and as intact as possible.
3. Fleeces may be tied with paper twine or not as desired. Place in large, clear, unmarked plastic bags.
4. Fibers must be from exhibitor's project animals.
5. Please note: Lot 6 and Lot 8 should be whole fleece, not fleece sample as in the past.
6. Llama, Lot 7 must be in unmarked, sealed gallon-size plastic bags.
7. Angora rabbit fleece must be in unmarked, sealed quart-size plastic bag.

Fleeces may be from rams, ewes, or wethers.

Champion Fleece Goat Showman (each lot) ROSETTE/Trophy

Reserve Champion Fleece Goat Showman (each lot) ... ROSETTE/Trophy

CLASS 4906	Fleece Goat Fitting & Showmanship		Blue: 40, Red: 30, White: 20
		Lot 1	Fleece Goat Fitting & Showmanship
ALL TYPE CLASSES			Blue: 30, Red: 20, White: 15
CLASS 4907	Angora Goats	Lot 1	Angora Goats
CLASS 4908	Cashmere Goats	Lot 1 Lot 2 Lot 3 Lot 4 Lot 5	Bucks under 6 months, weather under 1 year Weather over 1 year Does over 2 months and under 1 year Does over 1 year Aged Does 2 years and older
CLASS 4909	Fleece/Fiber	Lot 1 Lot 2 Lot 3 Lot 4 Lot 5 Lot 6 Lot 7 Lot 8 Lot 9	White face Black face Natural Colored Mohair Cashmere, Pygora Alpaca Llama – Brushed & picked Llama – Sheared Angora Rabbit
CLASS 4910	Lads & Ladies Lead	Lot 1	Lads & Ladies In combination with the Open Class Show, see Open Class Lads & Ladies for registration information, rules and regulations.

4-H Swine**Superintendent: Jaci Archuleta****Swine Department Rules:**

1. Vet check is mandatory. No animals will be allowed in the barn until after vet check.
2. Open to members enrolled in the swine project, FFA Market Swine may not be in any 4-H lots.
3. All exhibitors must complete herdsmanship. Must have at least one adult on herdsmanship duty from 7 am to 10 pm or when barn closes.
4. No feed or water pans will be left if stalls except when pigs are eating or drinking. Exceptions to this will be at the Superintendents or Veterinarians discretion.
5. No veterinarian will be called for by anyone other than the owner, Superintendent, Assistant Superintendent, adult on herdsmanship or Livestock Director.
6. Stalls will be cleaned each morning before 9 am. NO EXCEPTIONS
7. No pens will be top dressed at any time during the Fair. Pens will be cleaned daily.
8. At all times, members must obey all rules and guidelines as set forth in other sections of the Exhibitors Guide concerning behavior and exhibiting.
9. Exhibitors will not remove swine from stalls without permission of Superintendent or Assistant Superintendent and supervision of an adult.
10. Animal must be treated for lice 24 hours before arriving on the Fairgrounds.
11. All exhibitors are required to enter an Educational Display

One Champion Award will be presented to best breeder animal if competition warrants it.

Exhibitors receiving Champion or Reserve Champion in Fitting and Showmanship are invited to go on to Round Robin to compete for overall showman

CLASS 5001	Swine Fitting & Showmanship		Blue: 40, Red: 30, White: 20
		Lot 1	Swine Fitting & Showmanship
ALL TYPE CLASSES			Blue: 30, Red: 20, White: 15
CLASS 5002	Boars	Lot 1	3-6 months
CLASS 5003	Gilt	Lot 1	Under 6 months
		Lot 2	Over 6 months
CLASS 5004	Sow	Lot 1	Sow, 1-2 years
		Lot 2	Sow, 2-3 years
		Lot 3	Sow, 3 years and over
CLASS 5005	Small Heritage Breed/Crosses	Lot 1	3-12 months
		Lot 2	1 year and over
CLASS 5006	Feeder Pig	Lot 1	Barrow or Gilt 4-8 months (under 215 lbs)
		Lot 2	Barrow or Gilt 4-8 months (215 lbs and over)
CLASS 5007	Hog	Lot 1	Market Hog
		Lot 2	No sale Market Hog (barrows, gilts, not being marketed)
CLASS 5008	Herd	Lot 1	Sow and litter of six or more pigs under 8 weeks of age
		Lot 2	Feeder pigs over 8 weeks, under 3 months (minimum of 4, not more than 6)
		Lot 3	Best Pair littermates, boars or gilts only, 3-18 months
		Lot 4	Best Pair, not littermates, boars or gilts only, 3-18 months
		Lot 5	Produce of Sow – 4 animals produce of one sow, all owned by exhibitor
		Lot 6	Sow and Daughter

Kitsap Junior Livestock Auction (KJLA)		John Sherlock, John Carter, John Terry & Laura Sherlock	
<p>If you are planning to participate in the Kitsap Junior Livestock Auction at the Kitsap Fair and Stampede and auctioning your market animal, you MUST also enter this class and division. If you are marketing multiple animals or multiple species make sure you enter correctly.</p> <p>This is primarily for tracking purposes and to allow us to track the number of participants and animals.</p> <p>If you have any questions contact your 4-H Program Coordinator or any member of the Kitsap Junior Livestock Auction Committee.</p>			
CLASS 1300	KJLA	Lot 1	Beef
		Lot 2	Goat
		Lot 3	Lamb
		Lot 4	Poultry
		Lot 5	Rabbit
		Lot 6	Swine