



# WSU Skagit County Extension Skagit County Agriculture Statistics

2022



## Skagit County

WASHINGTON STATE UNIVERSITY  
EXTENSION





Greetings!

Washington State University Skagit County Extension has been keeping crop records since 1922. Information is compiled from processing companies, farm organizations, growers, field representatives, media sources, and University sources.

Agricultural statistics with related written details are important for several reasons:

- ♦ Figures show the past production history of farming in a community;
- ♦ Statistics show the ups and downs of agriculture in relationship to weather, economics, urban encroachment, disasters, or a shift in production to other areas;
- ♦ This information provides a basis on which to make important decisions for land-use planning, zoning, and economic development planning related to agriculture.

Your comments and suggestions are welcomed and encouraged. Feel free to give us a call and we can discuss the enclosed information.

*Don McMoran*

Don McMoran  
Agriculture and Natural Resources Extension Faculty  
Skagit County Director  
WSU Skagit County Extension  
dmc Moran@wsu.edu



Washington State University Extension engages people, organizations and communities to advance economic well-being and quality of life by connecting them to the knowledge base of the university and by fostering inquiry, learning, and the application of research.



## WSU SKAGIT COUNTY EXTENSION STAFF

**Don McMoran**

Agriculture and Natural Resources Faculty  
WSU Skagit County Extension Director

**Diane Smith**

Extension Faculty (Skagit/Whatcom)  
Family Consumer Sciences/Food Access Specialist

**Kevin Zobrist**

Extension Faculty (Puget Sound)  
Forest Stewardship

**Dorothy Elsner**

4-H Youth Program Coordinator

**Joan DeVries**

Livestock Advisor Program Coordinator  
(Skagit/Snohomish)

**Alex DuPont**

Master Gardener Program Coordinator

**Jennie Goforth**

Ideas for Healthy Living Program Coordinator

**Cristina Ocana Gallegos**

Shore Stewards Coordinator

**Amber Beane**

Marketing and Communications Support

**Alyssa Wade, Emily Whittier, Debbie Fredricks and  
Deb Eidsness**

Agr-Ability Co-Coordinators

**Julie Jesmer**

Western Region Agricultural Stress Assistance Program  
Coordinator

**Mariah Brown-Pounds**

SNAP-Ed Community Hispanic Educator

**Ether Carpenter**

SNAP-Ed Coordinator

**Kim Fox**

Nutrition Educator

**Charlie Coslor**

Entomology Coordinator

**Kate Smith**

Small Farm/Latino Educator

**Beth Meenaghan**

Grants Coordinator

**Piper Raupp**

Intern

**Jennie Goforth**

Master Food Preservation Coordinator

**Maddy VanderKooy**

Administrative Assistant 4

**Sue Moulton**

Receptionist / Technical Assistant

# Report Summary



Skagit County

WASHINGTON STATE UNIVERSITY  
EXTENSION

About Skagit County	Geography, Population, Climate, Rainfall and Snowfall, Temperature	P 5
Weather	2019 Weather Picture, 2018 Weather Chart	P 6
Freeze	Frost Free Days and Freeze Probabilities	P 7
Agriculture Facts	Irrigation, Soils, Skagit Agriculture Facts	P 8
Labor	Agriculture Labor, Minimum Wage	P 9
Crops A-C	Apples, Blueberries, Blackberries; Bulb Crops, Cauliflower and Broccoli; Chicken and Eggs	P 10 - 11
Crops C-R	Cucumbers, Potatoes, Raspberries	P 12
Crops S	Seed Crops	P 13
Crops S-Z	Strawberries, Wine Grapes and Organic Farming	P 14
Dairy	2019 Milk Production Summary for Skagit County	P 15
Vegetable Seed	Vegetable Seed Production in Western Washington: Acres Harvested and Farmgate Value	P 16 - 17
Crop Acreage/Yield	2019 Crop Acreage Summary for Skagit County and Typical Yield (per acre)	P 18
Statistical Summary	Past Statistical Summaries: Dollar Value to Grower	P 19
Crops Grown	Commercial Crops Grown in Skagit County	P 20
Involvement	Organizations, Businesses and Agencies Serving Skagit County Agriculture	P 21
Acknowledgements	Acknowledgement of WSU Skagit County Extension Stakeholders	P 22



# About Skagit County

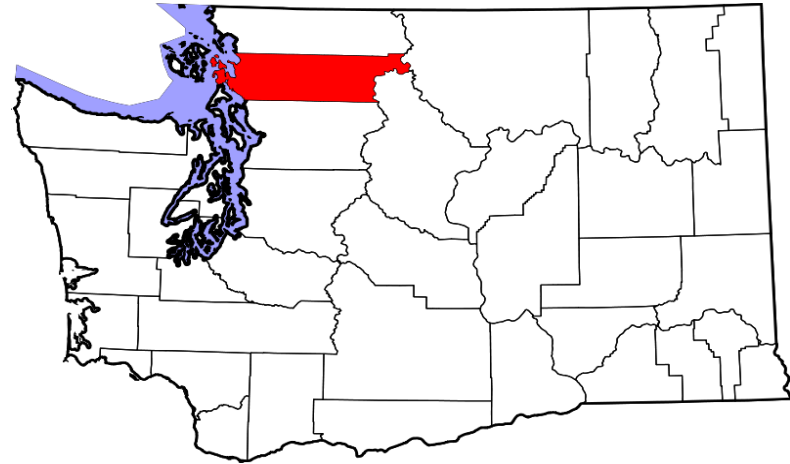


Skagit County

WASHINGTON STATE UNIVERSITY  
EXTENSION

## GEOGRAPHY

Skagit County is 60 miles north of Seattle. It is 24 miles wide (north and south) and 95 miles long (east and west). Several islands in the Puget Sound area are included in the county. Snowcapped Mount Baker (in Whatcom County), elevation 10,000 feet, dominates the northeastern edge of the county and is the start of the North Cascades wilderness area and National Park. The Skagit River, which is famous for steelhead and salmon fishing and serves as important bald eagle feeding grounds, begins in the North Cascade mountain area. The upper Skagit has three hydro-electric dams which provide power for the northwest. Below the dams, the Skagit is fed by the Sauk, Cascade, Suiattle and Baker rivers. The Skagit River flows through the “upper valley” and continues through thousands of acres of fertile farmland before emptying into the Puget Sound.



## CLIMATE

Cool, marine temperatures and an abundance of moisture is evidenced by the lush growth of forest, pastures and agricultural crops in Skagit County.

*Rainfall.* The “rule of thumb” is to add one inch of moisture for each mile traveled east from Puget Sound. Anacortes averages 25 inches per year; Marblemount, 95 inches per year. The driest year since 1948 was in 1987, when precipitation total was 20.71 inches. The wettest year was 1990, with 47.20 inches.

Approximately 20% of the rainfall in Mount Vernon occurs June through September. The sun shines 65% of the time in summer, and 25% of the time in winter.



Photo by WSU SCMG Sheri Hunter

## TEMPERATURE:

The highest temperature ever on record at the WSU Northwestern Washington Research and Extension Center at Mount Vernon, was 98°F on August 9, 1960. The average summer temperature is 73° F. The highest recorded winter temperature for December, January and February was 65° F. The lowest temperature on record was -4° F. on January 26, 1957. WSU NWREC has been keeping records since 1948. (See chart on next page).

### 2021 WEATHER PICTURE

The winter of 2021/2022 began on October 12th 2021 with the first frost of the season; the coldest day of the year occurred on January 1st at 12.6 degrees. The cold weather had a minimal impact on the perennial cropping systems in Skagit County; with very few reported crop failures due to freezing weather on cabbage seed, raspberries and/or blackberries. The spring of 2022 was very unusual, with rainfall occurring into June. Most annual crop farmers had long, drawn out planting seasons, getting rained out of the fields for weeks at a time during planting season. Many farmers were concerned about when the sun was going to arrive. Unfortunately, those concerns shifted to dealing with hot weather and drought as Western Washington experienced the hottest and driest weather in history for this area with less than an inch of rain in the months of July, August and September. Many farmers in Skagit County irrigated their crops during this time and there was some discussion on Global Climate Change. Harvest was difficult with many farms fighting the muddy conditions of Skagit County. October closed out harvest for the year with 3.39 inches of rain during the month and November slammed it shut several more times with 5.56 inches of rain, forcing farmers to leave some of crop in the ground. 2023 will likely face the same challenges, bouncing from cold and wet to hot and dry. Brace yourself Skagit Agriculture.

Month	Low	Ave	Max	Precipitation
January	34.9	40.4	46.1	3.76
February	34.7	40.6	46.7	1.87
March	39.4	45.7	52.2	3.30
April	38.4	46.5	54.7	1.54
May	44.8	51.9	59.2	2.45
June	50.3	59.1	67.9	3.11
July	53.0	63.8	75.7	0.30
August	52.8	64.7	77.8	0.22
September	47.5	59.0	71.9	0.02
October	41.7	51.6	63.4	3.39
November	31.5	38.4	46.6	5.56
December	30.6	36.3	41.8	2.95
				<b>Year Total -28.47</b>

Source: <http://www.weather.wsu.edu/>

I  FARMING



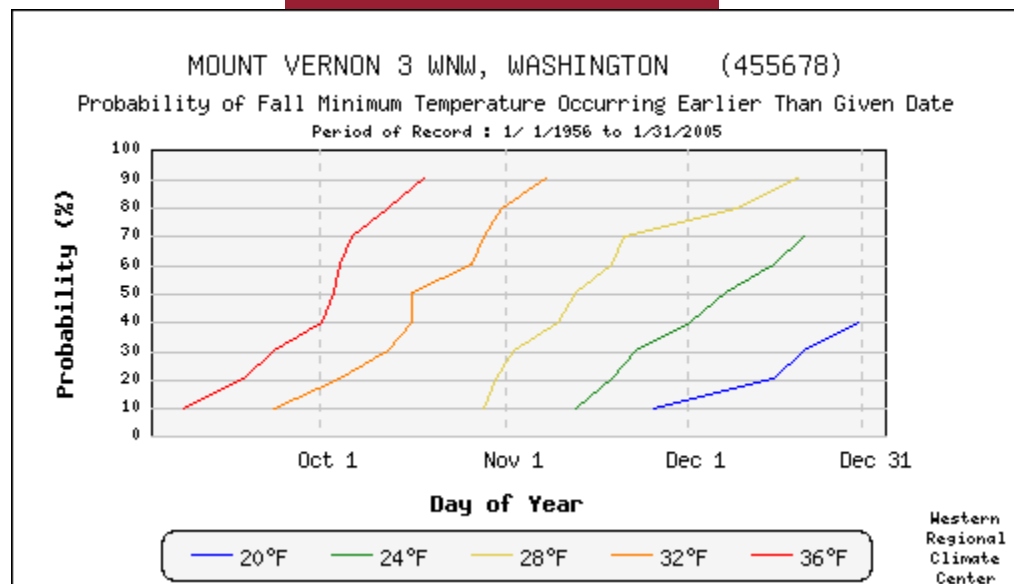
### FROST FREE DAYS:

The lower Skagit Valley area has approximately 230 growing days and the upper valley has approximately 200 growing days. The last spring frost in the lower valley is estimated to occur about April 15, and the first fall frost occurs about October 15.

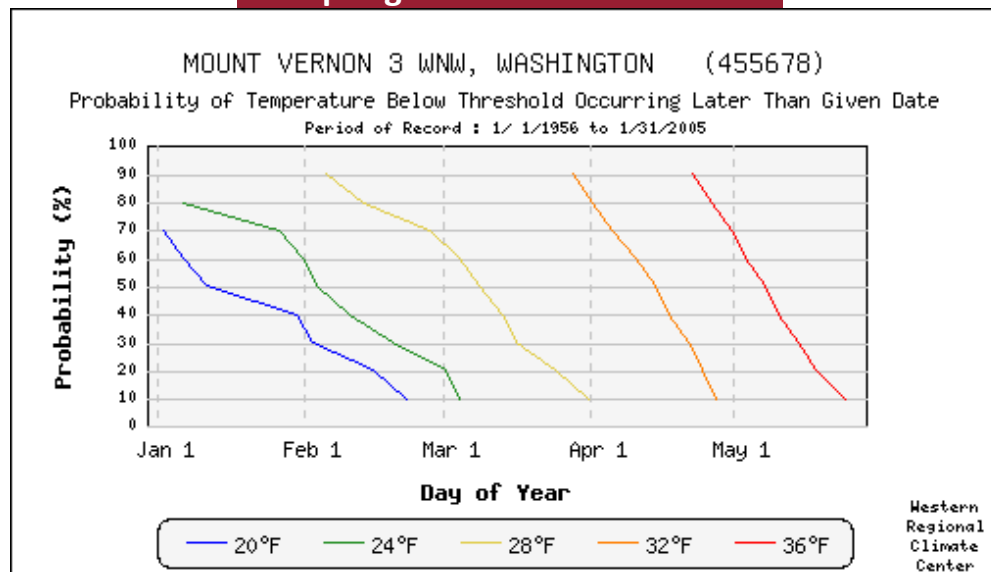


Photography by Don McMoran

### Fall Freeze Probabilities



### Spring Freeze Probabilities



### IRRIGATION

In July, August and September irrigation was used on approximately 18,000 acres of cropland in 2022. The main crops irrigated were corn, grass pasture, berries, potatoes, vegetable seed crops, and tree fruits.

### SOILS

The Skagit Valley was formed by water-deposited (alluvial) soils. Most cropland and pasture land in the county is located in the floodplain-delta area. This area covers the valley floor and extends east along the Skagit River and its tributaries. There are five primary soil types in the floodplain-delta area. Three types are located in the floodplain: Skagit (26%), which consists of silt loam, silty clay loam, and a small amount of very fine sandy loam; Sumas (15%); and Field (14%). The other two types are found along the Skagit River: Lorus (17%) and Pilchuck (14%). Floodplain soils are highly productive under dry land farming. Elevation in this area ranges from sea level to 500 feet.

Soil wetness is the major limitation for crops in the floodplain area. The Skagit and Samish Rivers have had a long history of flooding. The Skagit River, from just west of Sedro-Woolley to the Puget Sound, is protected from flooding by dikes and levees. The floodplain areas along the lower reaches of the Samish River, below Thomas Creek, are flooded almost every year.

### AGRICULTURE: SKAGIT FUN FACTS

- ♦ Skagit County is a major producer of cabbage, table beet, and spinach seed for the world. There are six vegetable seed companies in the county, most of which market products worldwide.
- ♦ There are two remaining processing companies in Skagit County: Sakuma Brothers and Gielow Pickles.
- ♦ There are two major ag-supply dealers in the Valley: Skagit Farmers Supply and Wilbur-Ellis provide supplies and services to farmers.
- ♦ More tulip and daffodil bulbs are produced in Skagit County than in any county in the United States.
- ♦ Skagit County ranks fifth in dairy production in Washington State.
- ♦ About 10,000 Trumpeter and Tundra swans, 100,000 Snow geese, and thousands more of mallard and other dabbling ducks utilize Skagit farmland for food and habitat. Skagit County is host to one of the highest concentrations of raptors, which also utilize farmland, in North America.
- ♦ Every year since 1999 approximately 20,000 visitors enjoy the Skagit Valley Festival of Family Farms.

I  FARMERS



### AGRICULTURAL LABOR

Minimum wage in the state of Washington is the highest in the country, the result of a 1998 citizens' initiative passed by voters that links the minimum wage to the Federal Consumer Price Index.



Photo by Don McMoran

### SKAGIT COUNTY POPULATION GROWTH

1960	1970	1980	1990	2000	2010	2020
43,273	52,381	64,138	79,555	102,300	116,910	130,575

Source: U.S. Census Bureau

### Washington State Minimum Wage

Effective Date	Dollars per Hour
January 1, 1989	3.85
January 1, 1990	4.25
January 1, 1994	4.90
September 1, 1997 (Federal minimum wage changed)	5.15
January 1, 1999	5.70
January 1, 2000	6.50
January 1, 2001	6.72
January 1, 2002	6.90
January 1, 2003	7.01
January 1, 2006	7.63
January 1, 2007	7.93
January 1, 2008	8.07
January 1, 2009	8.55
January 1, 2011	8.67
January 1, 2014	9.32
January 1, 2015	9.47
January 1, 2017	11.00
January 1, 2019	12.00
January 1, 2020	13.50
January 1, 2021	13.69
January 1, 2022	14.49

### CROPS

In the past the Skagit County processing industry revolved around green peas. 2010 marked the first year since the early 1900s that no commercial pea processing took place in Skagit County. As a result, growers have been experimenting with new crops in hopes of finding the next niche.

Potatoes have become a very important crop with acreage expanding significantly over the past fifteen years. Other crops, such as cole crops, vegetable seed crops, cucumbers, flower bulbs, and small fruits contribute less in gross dollars but are very important. The net return to the grower on these crops is relatively high, and they provide diversification and many jobs.



### APPLES

Apple acreage in Skagit County is on the decline. The 2022 Skagit crop showed average yields and average quality with a moderate pricing structure.

Our coastal climate allows us to grow varieties that are different from those grown in the large apple-producing regions of central Washington. Varieties grown here such as Jonagold, Gravenstein, Spartan, Akane and Honey Crisp are excellent apples to consume, but with no apple processing facilities in Skagit County, shipping the apples back and forth across the mountain passes makes commercial production unprofitable.

In 1998 Washington State Department of Agriculture added Skagit to the list of counties quarantined against apple maggot. WSU Skagit County Extension initiated the formation of the Skagit County Horticultural Pest and Disease Board to develop programs to prevent the pest from infesting commercial orchards. To date, no apple maggots have been found in commercial orchards.



### BLUEBERRIES

Harvested by hand and machine, about half the crop is sold for fresh market, and half is processed. Yields and quality in this area are exceptionally high compared to the Midwest. Our cooler summer temperatures allow the berries to ripen slowly, which results in more sugar. Prices have declined for blueberries due to overproduction.



### BLACKBERRIES

2022 provided good reviews for blackberries. Warmer winter temperatures increased fruit production. Prices are slowly recovering. Given the climate of Skagit County, blackberries have the potential to become a much larger player in Skagit County fruit production.





## BULB CROPS

Approximately 1,000 acres of tulips and daffodils are grown in Skagit County. They are sold for both cut flowers and bulbs and shipped throughout the U.S. and Canada. About 20 million bulbs are harvested each summer in Skagit County. About 75 million cut flowers are grown in greenhouses and fields, accounting for over 50% of overall sales. About 500 acres of tulips are grown in the Valley, which represents 75% of U.S. commercial production. Skagit County is known worldwide for its Tulip Festival, which occurs the entire month of April. The Tulip Festival began in 1984 and now brings an estimated 300,000 visitors and \$65 million in revenue to the county.

The bulb industry averages about \$20 million in annual gross income, \$3 million of which is in bulb sales. Since 1968, flower prices have increased three times, while bulbs have only doubled, but since 2000, prices have decreased steadily. There are now only two bulb-growing farms in the region. Iris production was discontinued in 2016.



## BRUSSELS SPROUTS, CAULIFLOWER AND BROCCOLI

All Skagit County Brussels sprouts, cauliflower and broccoli are grown for fresh market. Head quality is exceptionally high in this region. Approximately 60% to 80% of the Brussels sprouts, broccoli and cauliflower grown in Skagit is consumed in Oregon, Washington, and British Columbia. Skagit farmers grew about 2,500 acres of Brussels sprouts, cauliflower and broccoli this year. Farmers in the Skagit Valley maintained acreages for these important rotational crops in 2022 largely for the disease suppression that brassica crops provide via biofumigation.



## CHICKENS AND EGGS

Washington is ranked 19th in the nation for egg production (Source: [http://www.stuffaboutstates.com/agriculture/livestock/chicken\\_eggs.htm](http://www.stuffaboutstates.com/agriculture/livestock/chicken_eggs.htm)). Two companies produce the majority of the eggs in Skagit County: National Foods and Wilcox Farms. These two farms account for hundreds of millions of eggs being produced in Skagit County and Washington State.

Egg prices in 2022 increased 20%, the retail price for a dozen eggs in the United States was between \$2.50 and \$3 U.S. dollars. Setting new high prices that have not been seen since 1987.

The sole Washington-owned chicken processor in the state, Draper Valley Farms, is located in Mount Vernon. The company employs approximately 500 people and has sales around 80 million dollars.

In the United States, the price for a pound of fresh whole chicken cost consumers \$1.83 which constituted a slight increase from 2021 but a long way from its price peak in 2020.



### CUCUMBERS

The lone large scale commercial pickle cucumber processor in Washington State is Gielow Pickles located at the Port of Skagit County, with headquarters located in Lexington, MI. According to their website, “Making pickles is in our blood. When our family began making pickles in the early 1900’s, our goal was to make the highest quality pickle at a competitive price. Today, our goal remains the same. The use of automated packaging equipment, direct contact with growers across America, and the buying power of the market leaders enables Gielow Pickles to accomplish our goal.”



Photo by Don McMoran

### POTATOES

Potato acreage consists primarily of fresh market reds, whites, yellows, purple, fingerlings and some chipping potatoes. Skagit potatoes are in demand for their high quality. Late blight disease is a constant threat to the industry; however, due to a study of all the growers in Skagit and northern Snohomish counties, WSU Skagit County Extension was able to determine that Potato Virus Y (PVY) and Silver Scurf continues to be more of a problem than blight disease is for area growers. Researchers at WSU NWREC and WSU Skagit County Extension are now working on these issues. Because of the need for a three-year rotation, there is limited ground available for the 11,000 acres of potatoes currently grown in Skagit County. Overall production decreased slightly for 2022. With higher pricing structure in 2022/2023 there were very few fields of potatoes that went unharvested.



### RASPBERRIES

The majority of raspberry acreage in Skagit County is now harvested by hand for the fresh market due to a major reduction in raspberry production for processing beginning in 2017 and a switch from raspberry to blueberry production. The main varieties are Meeker and Willamette. Washington produces about 75% of the total U.S. production of frozen red raspberries, and 95% of that is from Whatcom County.



# Crops Produced for Seed



Skagit County

WASHINGTON STATE UNIVERSITY  
EXTENSION



Spinach Seed Field— Photo by Don McMoran



Beet Seed Field— Photo by Don McMoran



Cabbage Seed Field— Photo by Don McMoran

## SEED CROPS

A large variety of vegetable seed crops are grown in the Skagit Valley; the top 3 in both acreage and farmgate value are spinach, cabbage and beet seed. Skagit and Snohomish counties produce nearly 75% of the US supply of spinach and cabbage seed and nearly 95% of the U.S. table beet seed. Skagit County is known as a significant world contributor with approximately 8% of the world's spinach seed, 25% of the world's cabbage seed, and 25% of the world's beet seed. Other vegetable seeds produced in Skagit County include arugula, broccoli, Chinese cabbage, coriander, mustard, parsley, parsnip, rutabaga, swiss chard and turnip.

Vegetable seed production is highly technical and often involves long rotation intervals—sometimes stretching beyond a decade. Skagit County farmers have developed innovative tools and cultural practices along with a close relationship with Washington State University research scientists and Extension professionals to be proactive in managing specialty seed crops challenges.

Vegetable seeds from the Skagit County are marketed all over the world. The need for isolation distances to prevent contamination from cross-pollination keeps the vegetable seed acreage below 5,000 acres in Skagit County. Skagit-based seed companies contract some of their acreage with Snohomish, Island, Whatcom, and Clallam County growers. To protect these areas, seed companies joined together in the 1940s to designate where the crops would be grown. On the first Monday in March and again in June, the seed companies meet at WSU NWREC for the annual pinning days that determine which crop/variety will be planted and where. It is this spirit of cooperation that keeps the seed industry growing in Skagit County.

Beet and spinach seed yields were below average in 2022 due to a wet spring and drier summer.

Cabbage seed harvest was average due to a wet spring and drier summer weather conditions in the 2022 growing season.

There are nine vegetable seed companies in Skagit County: Sakata, Illinois Foundation, McDonald, Rijk Zwaan, Schafer, Skagit Seed Services, Syngenta, Universal and Vikima Seeds USA.



### STRAWBERRIES

The main varieties are Albion, Shuksan, Totem, Puget Reliance, Hood, Puget Summer, Redcrest and Rainier. Most strawberries are sold to processors. Skagit County produces about 20% of the state's strawberries. Acreage is decreasing in Skagit County, due to difficulty securing labor. More growers are changing varieties to capture more of the fresh market by producing ever-bearing strawberries and using innovative technologies to increase the length of the season.



### WINE GRAPES

The marine climate in the Skagit Valley is similar in many ways to the fine-wine-producing areas of France and Germany. Research conducted from 1976 to 1988 at WSU NWREC produced a number of white wine grape varieties, which have already proven successful in area vineyards. More recent research involves projects in evaluating new wine grape varieties, and rootstock trials evaluating potential for earlier maturity in 'Pinot Noir' grapes.

Currently, there are 7 wineries producing 25,000 cases of wine on approximately one hundred acres valued at over \$1 million.



Photo by Don McMoran

### ORGANIC FARMING

Organic production continues to grow in Skagit County, and is valued at more than fifty million dollars, making it the highest organic agricultural producing county in Western Washington.

WSU Skagit County Extension has been teaching the Cultivating Success Beginning Farmer and Rancher course and the Agricultural Entrepreneur bilingual 12-week course in partnership with Skagit Valley College since 2006. To date, more than 650 students have been educated on organic/sustainable agricultural production.

## 2021 Skagit County Milk Production Data

Table 1.

Year	Number of Dairies		Total Pounds	Uniform Average	Total # Milk Cows
	Start of Year	End of Year	Milk Produced	Milk Price/cwt*	Skagit Inventory
2022	20	16	195,357,324	\$ 23.31	13,900
2021	22	20	216,921,976	\$16.64	15,000
2020	26	23	255,033,223	\$15.57	15,500
2019	30	26	262,945,486	\$16.76	15,000
2018	30	29	279,152,302	\$14.83	14,700
2017	30	30	279,118,178	\$16.16	14,500
2016	30	30	277,208,444	\$14.67	14,500
2015	29	30	287,906,784	\$15.59	14,000
2014	29	29	299,584,645	\$22.66	13,500
2013	30	29	280,182,987	\$18.84	13,000
2012	31	30	270,573,960	\$17.20	14,100
2011	30	31	336,923,400	\$19.20	13,900

\* Weighted Average Uniform Price = Class III milk price + producer price differential.



# Vegetable Seed



**Skagit County**

WASHINGTON STATE UNIVERSITY  
EXTENSION

## VEGETABLE SEED PRODUCTION IN WESTERN WASHINGTON (ACRES)

Harvest Year	Skagit County					Total Clark	Total Clallam	Total Cowlitz	Total Island	Total Jefferson	Total Lewis	Total Snohomish	Total Whatcom	Total Western WA
	Beet	Cabbage	Spinach	Misc.	Total Skagit									
<b>*2022</b>	313	503	1839	147	2802	2	85	485	28	0	110	407	116	4035
<b>*2021</b>	319	416	1841	142	2718	300	30	250	75	10	125	500	100	4108
<b>2020</b>	300	200	1500	40	2,040	350	30	250	75	10	150	650	80	3635
<b>*2019</b>	345	189	2045	45	2624	344	32	251	62	NA	116	643	70	4110
<b>*2018</b>	598	271	2036	67	2972	35	35	493	57	10	176	766	94	4638
<b>*2017</b>	486	260	1956	17	2719	NA	NA	NA	67	10	300	742	54	3892
<b>*2016</b>	581	236	1260	45	2122	NA	NA	NA	73	10	300	507	45	3057
<b>*2015</b>	609	250	1227	25	2111	NA	NA	NA	56	10	250	503	43	2973
<b>*2014</b>	734	202	1622	20	2578	NA	NA	NA	50	10	200	252	30	3120
<b>*2013</b>	1005	322	2139	25	3491	NA	NA	NA	59	1	NA	479	50	4080
<b>*2012</b>	733	388	1847	50	3018	NA	NA	NA	44	1	NA	531	57	3651
<b>*2011</b>	668	339	1454	68	2529	NA	NA	NA	76	1	NA	235	NA	2841
<b>*2010</b>	512	495	1619	44	2670	NA	NA	NA	46	1	NA	384	NA	3101
<b>*2009</b>	305	433	1631	75	2444	NA	NA	NA	70	NA	NA	315	NA	2829
<b>*2008</b>	457	381	1456	20	2314	NA	NA	NA	60	NA	NA	367	NA	2741
<b>*2007</b>	530	400	1493	80	2503	NA	NA	NA	73	NA	NA	272	26	2874
<b>*2006</b>	519	352	1680	69	2620	NA	NA	NA	60	NA	NA	458	NA	3138

Beginning in 2006 production numbers are based on "Pinned" acres by seed company representation at WSU NWREC on March 1st and June 1st. In 2020 pinning moved to electronic format by the Western Washington Small Seed Advisory Committee (WWSSAC)



## VEGETABLE SEED PRODUCTION IN WESTERN WASHINGTON (DOLLARS)

Harvest Year	Skagit County					Clark	Clallam	Cowlitz	Island	Jeffer-son	Lewis	Snoho-mish	What-com	Total Western WA
	Beet	Cabbage	Spinach	Misc.	Total Skagit									
<b>2022</b>	1,095,500	2,766,500	6,436,500	661,500	10,960,000	9,000	382,500	2,182,500	112,500	0	495,000	1,831,500	522,000	16,495,000
<b>2021</b>	797,500	2,080,000	5,523,000	426,000	8,826,500	1,000,000	90,000	700,000	700,000	100,000	375,000	2,500,000	500,000	14,791,500
<b>2020</b>	900,000	1,000,000	4,500,000	120,000	6,520,000	1,050,000	90,000	750,000	750,000	100,000	450,000	3,250,000	800,000	13,760,000
<b>2019</b>	1,035,000	1,890,000	6,135,000	135,000	9,195,000	1,032,000	144,000	753,000	620,000	NA	464,000	3,215,000	700,000	16,123,000
<b>2018</b>	1,794,000	2,710,000	6,108,000	201,000	10,813,000	227,500	175,000	1,479,000	570,000	100,000	528,000	4,100,000	470,000	18,462,500
<b>2017</b>	1,458,000	2,598,000	5,868,000	51,000	9,975,000	NA	NA	NA	670,000	100,000	1,500,000	3,707,500	530,000	16,482,500
<b>2016</b>	2,324,000	2,362,000	3,780,000	135,000	8,601,000	NA	NA	NA	728,000	100,000	1,500,000	2,532,500	450,000	13,911,500
<b>2015</b>	1,827,000	1,250,000	3,681,000	75,000	6,833,000	NA	NA	NA	278,000	100,000	500,000	1,509,000	213,000	9,433,000
<b>2014</b>	2,202,000	2,016,000	4,866,000	60,000	9,144,000	NA	NA	NA	150,000	400,000	800,000	1,004,000	150,000	11,648,000
<b>2013</b>	1,512,500	1,932,000	5,347,500	62,500	8,854,500	NA	NA	NA	292,500	2,500	NA	2,395,000	250,000	11,794,500
<b>2012</b>	1,899,000	1,940,000	5,541,000	75,000	9,455,000	NA	NA	NA	217,500	1,500	NA	1,703,000	388,500	11,765,500
<b>2011</b>	2,004,000	1,693,500	4,847,000	102,000	8,646,500	NA	NA	NA	381,500	1,500	NA	705,000	NA	9,734,500
<b>2010</b>	1,536,000	2,473,500	4,857,000	132,000	8,998,500	NA	NA	NA	230,250	NA	NA	1,152,000	NA	10,380,750
<b>2009</b>	915,000	2,166,250	4,894,500	225,000	8,200,750	NA	NA	NA	347,500	NA	NA	1,017,000	NA	9,565,250
<b>2008</b>	1,143,300	1,905,500	4,366,599	100,000	7,515,399	NA	NA	NA	300,000	NA	NA	1,100,100	NA	8,915,499
<b>2007</b>	953,640	1,198,500	2,238,750	120,000	4,510,890	NA	NA	NA	219,000	NA	NA	527,700	78,000	5,335,590
<b>2006</b>	519,000	352,800	1,680,000	39,000	2,590,800	NA	NA	NA	180,450	NA	NA	458,000	120,300	3,349,550

# Crop Acreage/Yield



Skagit County

WASHINGTON STATE UNIVERSITY  
EXTENSION

## SKAGIT COUNTY CROP ACREAGE SUMMARY \*

CROP	2022	2020	2010	2000	1990
Apples <sup>(1)</sup>	125	100	100	373	103
Blackberries	550	500	60	n/a	n/a
Blueberries	4,800	4,500	1,200	625	xxx
Brussels Sprouts	2,100	2,000	10	n/a	n/a
Carrots (processing)	0	0	200	800	468
Cucumbers (processing)	400	500	1000	2,396	1,900
Beans	2,600	2,000	1	n/a	n/a
Field Crops <sup>(2)</sup>	34,500	34,000	35,000	22,650	33,050
Grass Seed	2,600	2000	650	1,081	xxx
Misc. Crops <sup>(3)</sup>	4,100	4,000	4,000	3,623	665
Peas (processing)	0	0	0	7,233	14,880
Potatoes	11,000	12,000	10,500	9,500	7,250
Rasp/Blueberries	See separate listings	See separate listings	See separate listings	See separate listings	420
Raspberries	225	300	1,300	1,441	xxx
Strawberries	425	500	475	390	615
Sweet Corn, processing	0	0	0	0	616
Vegetable Seed <sup>(4)</sup>	2,802	2,040	2,669.7	3,800	3,375



## TYPICAL YIELDS (per/acre)

Apples	40 bins
Blueberries	6-10 tons
Flower bulbs	50,000 bulbs
Cucumbers	7 ton-10 tons
Green peas	2 tons
Potatoes	20-25 tons
Raspberries	3.5-4.5 tons
Ryegrass seed	1500 lbs

1) Includes no nonbearing trees.

2) Field Crops include alfalfa, barley, corn & grass silage, grass, oats, small grain, & wheat.

3) Refer to Crops Grown in Skagit County on page 21.

4) Vegetable Seed includes beet, cabbage, swiss chard and spinach.

\* Figures shown are unofficial estimates based on input from processing companies, growers, agricultural organizations and agencies, field representatives, news articles, and Extension Agent experience. Crops grown by fewer than three producers are combined to protect confidentiality. Official agricultural figures are collected every five years by USDA, National Agricultural Statistics Service. The last Census of Agriculture was collected for the year 2012 and can be viewed at the following web site: <https://www.agcensus.usda.gov/Publications/2012/>



# Statistical Summary



Skagit County

WASHINGTON STATE UNIVERSITY  
EXTENSION

## STATISTICAL SUMMARIES: \* Dollar Value to Producer

Crop	2022	2020	2010	2000	1990
Apples <sup>(1)</sup>	125,000	150,000	200,000	865,200	592,250
Blackberries	1,800,000	1,500,000	30,000	n/a	n/a
Blueberries	25,000,000	22,500,000	6,000,000	3,011,646	xxx
Brussels Sprouts	11,550,000	10,000,000	50,000	n/a	n/a
Carrots processing)	0	0	600,000	985,600	493,794
Cucumbers (processing)	450,000	500,000	1,500,000	5,220,773	4,944,034
Dairy (milk sold)	45,537,787	39,626,975	40,854,426	43,895,519	53,122,168
Beans	3,600,000	3,000,000	1,500	n/a	n/a
Eggs and Fryers <sup>(2)</sup>	30,000,000	27,500,000	25,000,000	12,309,000	14,016,877
Field Crops <sup>(3)</sup>	45,000,000	35,000,000	30,000,000	9,423,600	12,844,718
Grass Seed	3,750,000	3,000,000	487,500	545,000	xxx
Livestock	15,000,000	12,500,000	7,500,000	8,123,000	4,400,000
Misc.Crops <sup>(4)</sup>	40,000,000	35,000,000	20,000,000	16,944,598	2,046,600
Nursery & Greenhouse, Floriculture & Sod	60,000,000	55,000,000	50,000,000	56,207,469	24,000,000
Peas (processing)	0	0	0	3,044,092	5,640,903
Potatoes	71,500,000	60,000,000	52,500,000	52,725,000	33,746,600
Raspberries/ Blueberries	See separate listings	See separate listings	See separate listings	See separate listings	1,179,450
Raspberries	850,000	900,000	8,400,000	4,143,347	xxx
Strawberries	1,500,000	1,750,000	2,500,000	2,725,643	2,496,280
Sweet Corn (processing)	0	0	0	0	187,828
Vegetable Seed <sup>(5)</sup>	10,960,000	6,520,000	10,380,750	7,566,503	3,144,352
<b>TOTALS</b>	<b>366,622,787</b>	<b>314,446,975</b>	<b>256,004,176</b>	<b>227,735,900</b>	<b>162,855,854</b>



Photo by Jason VanderKoooy

1. Includes no acres nonbearing trees.
2. State public disclosure restrictions prevent the publishing of "farm-gate" values. The figure for Eggs & Fryers reflects the "overall value" of the industry to the county.
3. Field Crops include alfalfa, barley, corn & grass silage, grass, oats, small grain, & wheat.
4. Refers to Crops Grown in Skagit County on page 21.
5. Vegetable Seed includes, beet, cabbage, Chinese cabbage, rutabaga, spinach.

\*Figures shown are unofficial estimates based on input from processing companies, growers, agricultural organizations and agencies, field representatives, news articles, and Extension Agent experience. Crops grown by fewer than three producers are combined to protect confidentiality. Official agricultural figures are collected every five years by USDA, National Agricultural Statistics Service. The last Census of Agriculture was collected for the year 2017 and can be viewed at the following web site: <http://www.nass.usda.gov/census/>. For state information, contact Washington Agricultural Statistics (360/902-1940).

### COMMERCIAL CROPS GROWN IN SKAGIT COUNTY

#### **Fruit**

Aronia\*  
Blackberry  
Blueberry  
Boysenberry\*  
Cantaloupe\*  
Currant\*  
Lingonberry\*  
Loganberry\*  
Marionberry\*  
Raspberry  
Strawberry  
Tayberry\*  
Watermelon\*  
Wine Grape

#### **Tree Fruit**

Apple  
Asian pear\*  
Cherry\*  
Hazelnut/Filbert  
Peach\*  
Pear\*  
Plum\*  
Quince\*

#### **Vegetables**

Artichoke  
Asparagus and asparagus root\*  
Basil\*  
Bean  
Beet

Bok Choy\*  
Broccoli  
Brussels sprout  
Burdock\*  
Cabbage  
Carrot  
Cauliflower  
Chives\*  
Cucumber  
Garlic\*  
Green pea\*  
Hothouse Tomato\*  
Kale\*  
Kohlrabi\*  
Leek  
Lettuce  
Mizuna\*  
Onion\*  
Parsley\*  
Parsnip\*  
Pepper  
Potato  
Pumpkin  
Radish\*  
Rhubarb\*  
Salad Mix  
Spinach\*  
Summer squash  
Sweet corn  
Swiss chard\*  
Tomatillo\*  
Tomato\*

Turnip\*  
Winter squash

#### **Seed Crops - Vegetable**

Arugula  
Broccoli-raab  
Brussels sprouts  
Cabbage  
Cauliflower  
Chinese cabbage  
Chinese kale  
Chinese mustard  
Coriander  
India mustard  
Kale  
Kohlrabi  
Parsley  
Parsnip  
Radish  
Rutabaga  
Spinach  
Swiss chard  
Table Beet  
Turnip

#### **Seed/Pulse Crops - Other**

Fava bean  
Pinto bean  
Red bean  
Ryegrass  
Tall fescue

#### **Small Grains**

Barley  
Buckwheat  
Cereal rye  
Oats  
Triticale  
Wheat

#### **Forage Crops**

Alfalfa  
Field corn  
Silage grass

#### **Flowers and Bulbs**

Daffodil  
Dahlia  
Iris  
Lily  
Tulip

#### **Miscellaneous Crops**

Bamboo  
Christmas trees  
Dill\*  
Fennel\*  
Gourds\*  
Hybrid poplar  
Marijuana  
Sod  
Tea\*

\*Less than ten acres

### **ORGANIZATIONS, BUSINESSES AND AGENCIES SERVING SKAGIT COUNTY AGRICULTURE**



Agrilink Foods  
Bank of the Pacific  
Banner Bank  
Bio Huma Netics, Inc.  
Brim Tractor  
Conway Feed  
Farm Service Administration  
Farmers Equipment Company  
Gielow Pickles  
Harmony Dairy  
Illinois Foundation Seed Company  
Natural Resources Conservation Service  
Northwest Ag Business Center  
Northwest Agricultural Research Foundation  
Northwest Farm Credit Services  
Northwest Food Processors Association  
Pape Tractor  
Peoples Bank  
Puget Sound Seed Growers Association  
Rabo Bank  
Rijk Zwaan Seed  
Sakata Seed Company  
Sakuma Bros.  
Schafer Agriculture Services  
Skagit Conservation District  
Skagit County Cattlemen's Association  
Skagit County Dairy Federation  
Skagit County Farm Bureau  
Skagit County Farmland Legacy Program  
Skagit County Horticultural Pest Board  
Skagit County Weed Board  
Skagit Dairy Women  
Skagit Farmers Supply

Skagit Seed Services  
Skagit Valley Red Potato Growers Assn.  
Skagitonians to Preserve Farmland  
Sustainable Connections  
Syngenta Seeds, Inc.  
USDA Natural Resources Conservation Service  
USDA Farm Service Agency  
Tree Fruit Industry Advisory Committee  
Valley Pride Sales  
Vikima Seed USA  
Viva Farms  
WA Blueberry Commission  
WA Lettuce & Vegetable Co.  
WA Red Raspberry Commission  
WA Seed Potato Commission  
WA State Dairy Federation  
WA State Potato Commission  
Western WA Agricultural Association  
Western WA Fruit Research Foundation  
Western WA Small Seed Advisory Committee  
Wilbur Ellis Company  
WSU Mount Vernon Northwestern  
Washington Research & Extension Center  
WSU Clallam County Extension  
WSU Clark County Extension  
WSU Jefferson County Extension  
WSU Skagit County Extension  
WSU Whatcom County Extension



# Acknowledgements



Skagit County

WASHINGTON STATE UNIVERSITY  
EXTENSION

***We wish to express our appreciation to the following for their assistance in the gathering of data for this report:***

Capital Press  
Day Creek Poultry Farms  
Draper Valley Farms, Inc.  
Economic Development Alliance of Skagit County  
Farm Service Agency  
Gielow Pickles Inc.  
Harmony Dairy  
Hedlin Farms  
Hughes Farms  
Knutzen Farms  
McMoran Farms  
Merritt's Apples  
National Oceanic Atmospheric Administration  
Norm Nelson, Inc.  
Northwest Agriculture Business Center  
North Fork Nursery  
Ralph's Greenhouse  
Sakuma Brothers Farm  
Sakata Seed Company  
Schafer Ag Services, LLC  
Seminis Vegetable Seed Co.  
Skagit Farmers Supply  
Skagit Seed Services  
Skagit Select  
Skagit Valley Herald  
Skagit Valley Farms

Syngenta Seeds, Inc.  
Universal Seed, Inc.  
US Department of Commerce  
US Department of Labor  
Valley Pride Sales  
Vikima Seed, USA  
Viva Farms  
Washington Agricultural Statistics Service  
Washington Bulb Co., Inc.  
Washington Fryer Commission  
Washington State Potato Commission  
Washington Red Raspberry Commission  
Washington State Employment Security Department  
Washington Strawberry Commission  
Western Washington Agriculture Association  
Wilbur Ellis Company  
WSU Mount Vernon Northwestern Washington  
Research and Extension Center



Thank You

Photo by Dr. Gary Brown