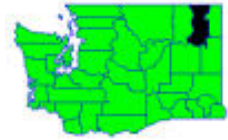


# Stevens County



# Record Book

This record book belongs to: \_\_\_\_\_

Club Name: \_\_\_\_\_

Community/Town: \_\_\_\_\_

Junior

Intermediate

Senior

Age: \_\_\_\_\_

Grade in School: \_\_\_\_\_  
(at the start of the 4-H Year)

Years in 4-H: \_\_\_\_\_

Date Completed: \_\_\_\_\_

WASHINGTON STATE UNIVERSITY



STEVENS COUNTY EXTENSION

986 S. Main Ste. D  
Colville, WA 99114  
509-684-2588  
509-684-9790 fax  
stevens.wsu.edu

## Instructions

- Use this record book and a permanent record book for all the things you do in 4-H this year. Put it in a notebook with your other records. Separate each section with a tab. Each project should also have a tab.
- Keep only the most important materials in the supplemental section. You may want a scrapbook in which to keep ribbons, certificates, and programs.
- Use your records to look back at your progress during the year. This will be helpful when you make plans for next year.
- When you complete your 4-H program for this year, write your 4-H story.
- The record book is your personal work. Keep it current as the year progresses. Do your own handwriting or typing.
- Do not leave blanks. Write “none” if you had no activities in the category.
- Organize your records with tabs in a binder. The order for doing this is:
  1. My 4-H Planning Calendar
  2. Project Information (complete for each project)
    - Project Goals
    - Project Journal
    - Project Financial Summary
    - Project Highlights
  3. Project Add Sheets
  4. My 4-H Story
  5. Supplemental Information
  6. Permanent Record









Project Goals		
My Project:	Years in this Project:	
I chose this project because:		
Project Goal: Come up with at least three goals for the 4-H year. In other words "What do you want to do and/or learn this year?" Think about who will help you and when each goal will be completed. It is okay to add or change goals during the year—just add it to your record.		
Goal:		
Who will help me?	When will I do it?	Date I finished:
Goal:		
Who will help me?	When will I do it?	Date I finished:
Goal:		
Who will help me?	When will I do it?	Date I finished:
Goal:		
Who will help me?	When will I do it?	Date I finished:

Member Signature: \_\_\_\_\_ Date: \_\_\_\_\_

I have reviewed these goals and agree to support the 4-H member in reaching them.

4-H Leader Signature: \_\_\_\_\_ Date: \_\_\_\_\_

Parent/Guardian Signature: \_\_\_\_\_ Date: \_\_\_\_\_











More Project Highlights. Describe the Life Skills you have learned/practiced in this project under each "H" of the 4-H clover. See Life Skills Model at right.

Head—Managing and Decision Making Skills



---

---

---

---

Heart—Relating and Caring



---

---

---

---

Hands—Giving and Working



---

---

---

---

Health—Living and Being



---

---

---

---

This project has encouraged me to:

---

---

---

---

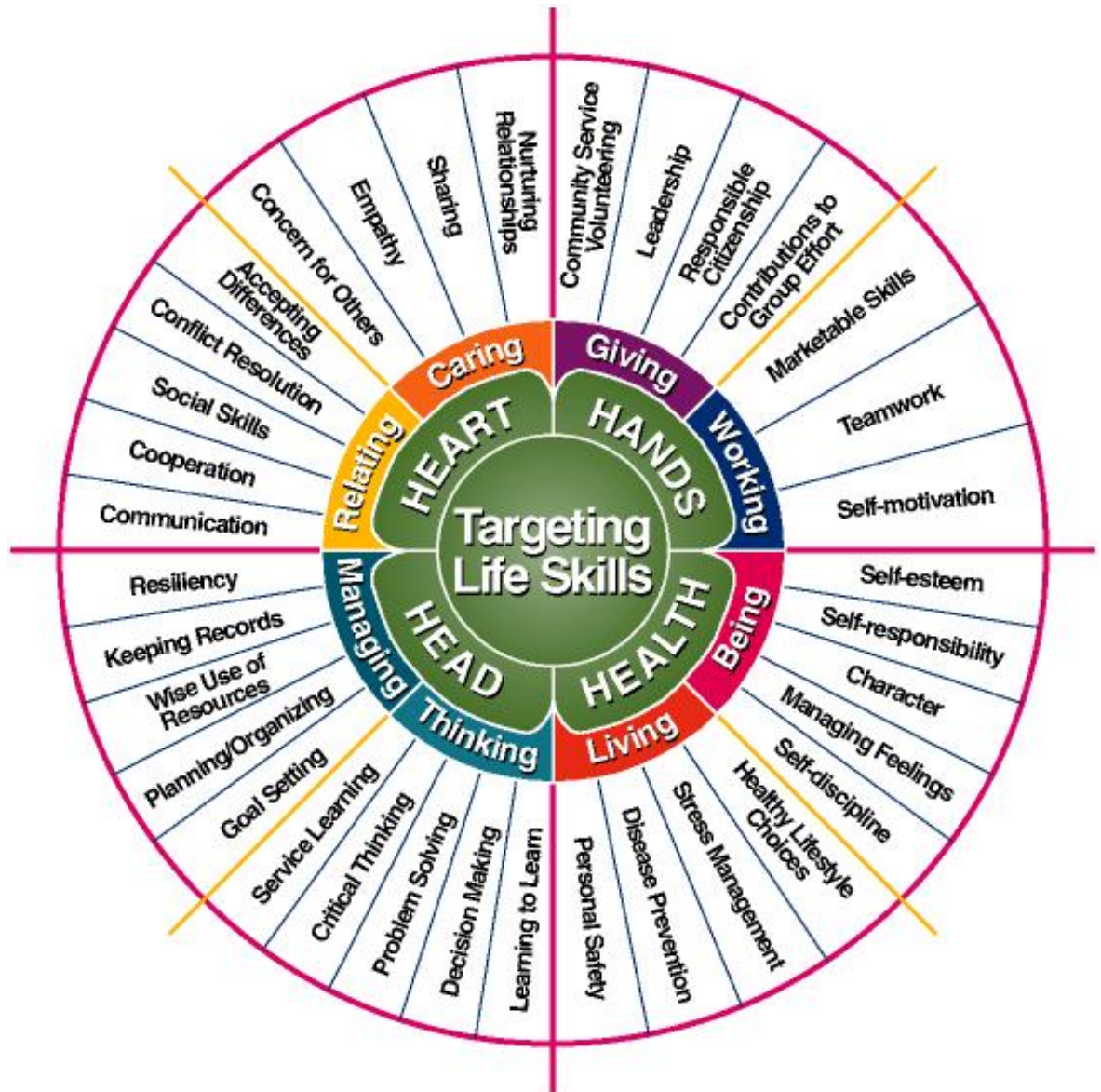
---

---


---


---

# Targeting Life Skills Model












## Supplemental Information

Photographs, news articles, drawings, etc. may be placed on the following two pages.  
Remember to caption all items with who, what, when, where, etc.



# I Pledge

my head to clearer thinking;  
my heart to greater loyalty;  
my hands to larger service;  
and my health to better living;  
for my club,  
my community,  
my country,  
and my world.



Stevens County 4-H Record Book, October 2002

Extension programs and policies are consistent with federal and state laws and regulations on nondiscrimination regarding race, color, gender, national origin, religion, age, disability, and sexual orientation. Evidence of noncompliance may be reported through your local Extension office.