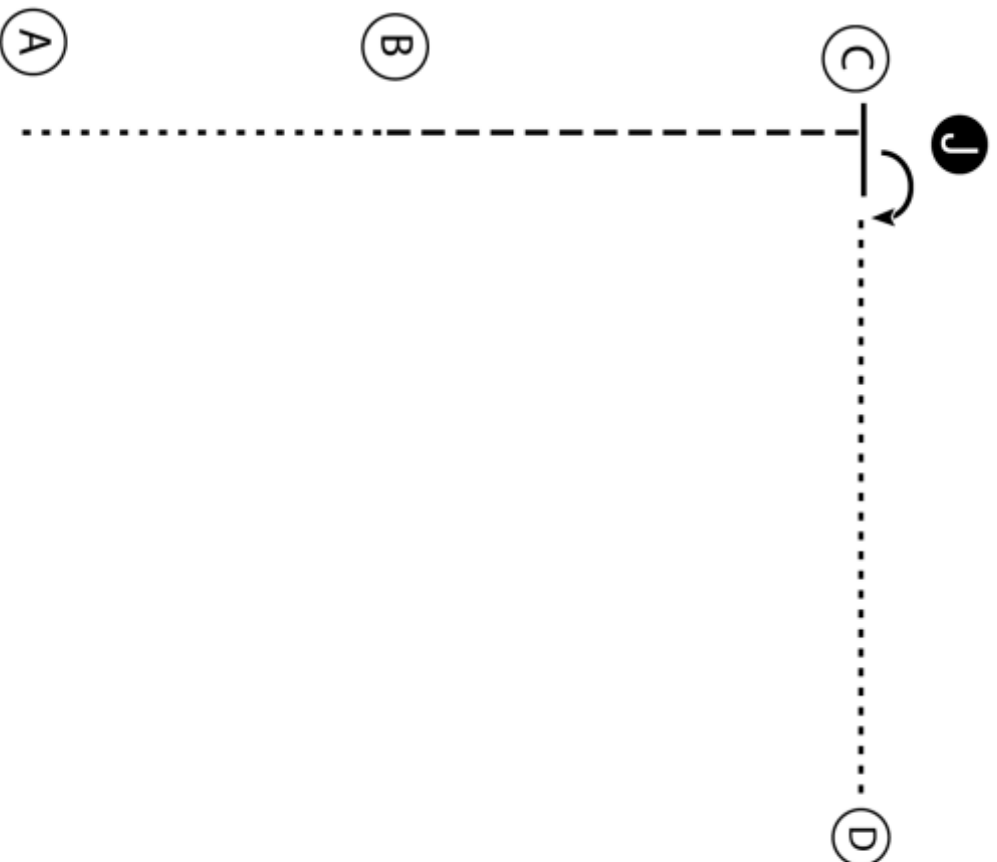
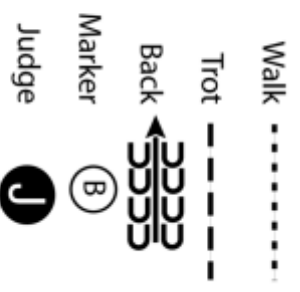



JR/INT SHOWMANSHIP



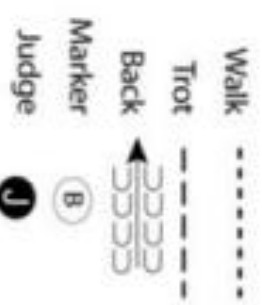
1. Walk from A to B.
2. Trot from B to C.
3. Stop at C and set up for inspection.
4. When dismissed perform a 90 degree turn.
5. Walk to D.



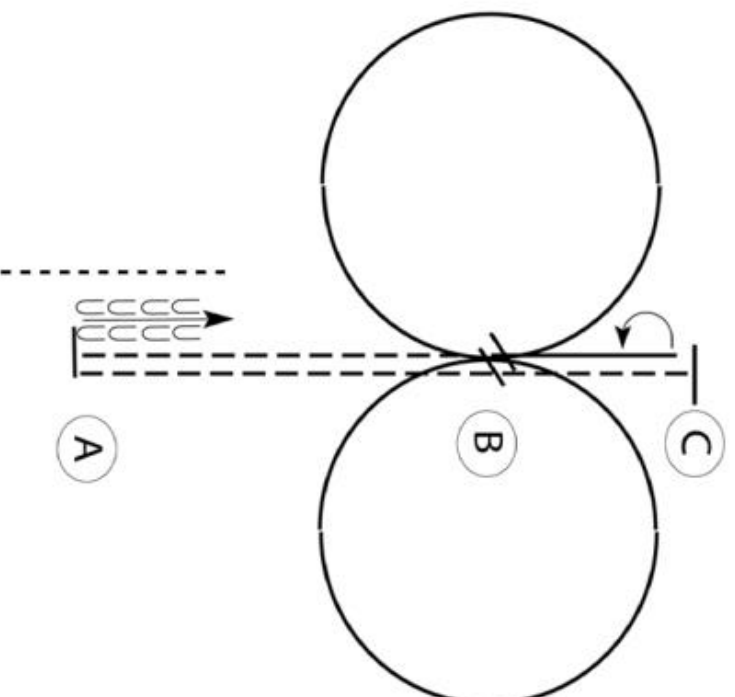
SR/FFA SHOWMANSHIP



1. Begin at A. Trot from A past B
2. Stop and perform a 90 degree turn
3. Walk to the Judge, stop and set up for inspection
4. When dismissed back one horse length and perform a 270 degree turn
5. Trot to the line-up



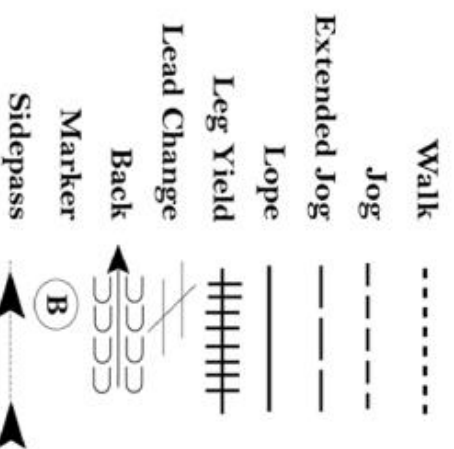
SR/FFA Equitation



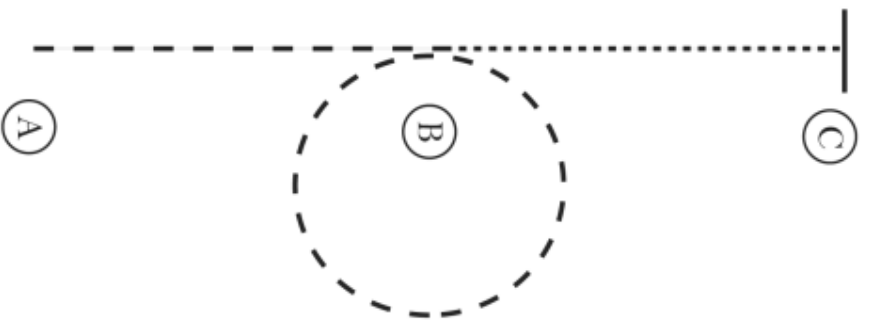
Be ready at A.

1. Jog from A to C.
2. Stop at C and perform a 180 degree turn to the left.
3. Lope on the left lead to B.
4. Lope a circle to the left.
5. Perform a simple lead change at B.
6. Lope a circle to the right.
7. Jog from B to A.
8. Stop at A and back approximately one horse length.
9. Walk to A and exit at a walk.

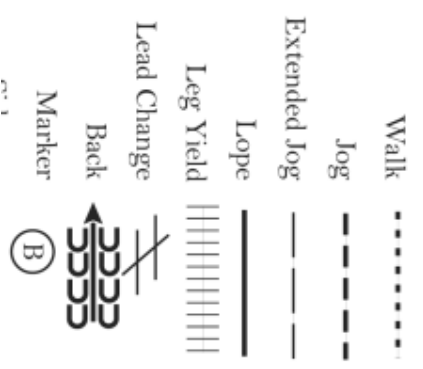
Follow the directions of your ring steward.



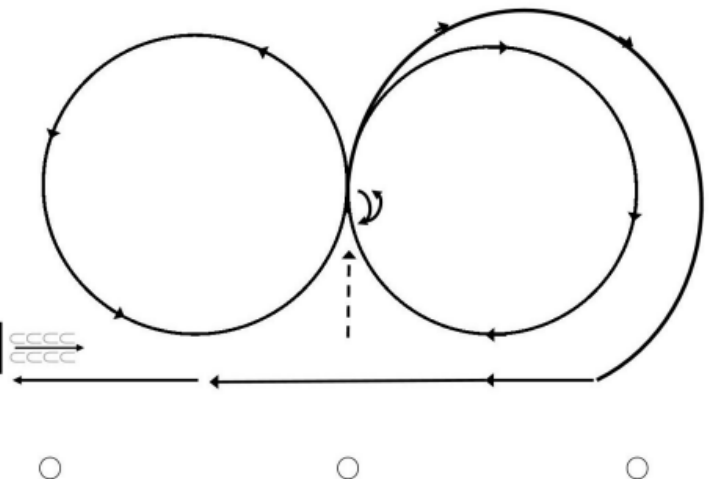
INT/JR EQUITATION



1. Jog A to B
2. Jog a circle around B
3. At B walk to C
4. Stop at C



REINING



Pattern begins in center of arena: Walk or jog to center, stop.

1. 1/2 spin right, 1/2 spin left
2. Lope 1 circle to Right,
3. Lead change.
4. Lope 1 circle to Left,
5. Lead change.
6. Lope 1/2 circle to right.
7. Turn and run down past end marker
8. Stop and Back