


C0932

4-H RECORD BOOK

LEVEL 1 (Recommended for beginning 4-H members)



NAME _____ YEAR _____

ADDRESS _____

DATE OF BIRTH _____ GRADE IN SCHOOL _____

AGE _____ YEAR IN 4-H _____

CLUB _____

INSTRUCTIONS

1. Use this record book and your Level 1 4-H Permanent Record for all the things you do in 4-H this year.
2. Use separate "Project Plan", "Project Diary", and "This is what I did in my 4-H project" forms for each of your projects.
3. There may be add sheets for projects with special planning or recording needs (breeding records, milk records, garden plan).
4. Use your record to look back at the progress you have made during the year. This will be helpful when you make plans for next year.
5. When you complete your 4-H program for this year, write your 4-H story.
6. You will want to keep only the most important materials in the memories part of your record. You may want to keep a scrap book of ribbons, certificates, programs, and other materials.
7. The record book is your personal work. It should be kept current as the year progresses. Handwriting or typing should be your own.
8. You may want to organize your records with tabs in a binder. A suggested order for doing this is:
 - Introduction
 - My 4-H Planning Calendar
 - Projects (separate tabs for each project)
 - Permanent Record
 - My 4-H Story
 - My 4-H Memories
 - Comment Page
9. Obtain the required signatures.

Place a check (✓) after each event you attend

MY 4-H PLANNING CALENDAR

OCTOBER

NOVEMBER

DECEMBER

JANUARY

FEBRUARY

MARCH

APRIL

MAY

JUNE

JULY

AUGUST

SEPTEMBER

PROJECT PLANS

My 4-H project is _____

I chose this project because _____

Some of the things I want to do or learn in my 4-H project this year are: _____

Member _____

Parent/Guardian _____

Leader _____



PROJECT DIARY

Date	What did you do or make?	How much? How many?	Cost	Income/ Value
Totals				

PROJECT DIARY

Date	What did you do or make?	How much? How many?	Cost	Income/ Value
Totals				


PROJECT DIARY

Date	What did you do or make?	How much? How many?	Cost	Income/ Value
Totals				

PROJECT DIARY

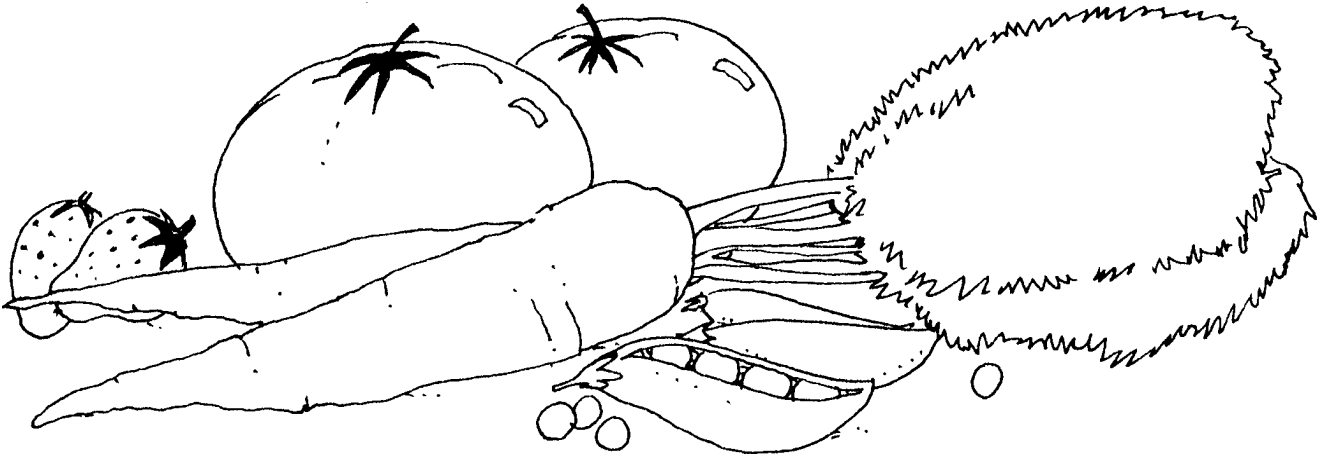
Date	What did you do or make?	How much? How many?	Cost	Income/ Value
Totals				

This is what I did in my 4-H project this year:



Pictures of my project

PROJECT RELATED MATERIALS



MY 4-H STORY

Some things about myself and my family are.....

I joined 4-H because.....


Some of the things my club and project group did this year were.....

My favorite parts of 4-H this year were... _____


Some things I would like to do better, improve upon, or do more of next year are... _____

MY 4-H MEMORIES

Paste pictures of you, your club, drawings, newspaper clippings, letters, awards, or anything related to you and your club or 4-H project.



MY 4-H MEMORIES



COMMENT PAGE

To be filled out by leaders, record book judges, and others at the end of the 4-H year.

I have reviewed this record book and believe it to be correct.

Member _____ Date _____

Parent/Guardian _____ Date _____

Leader _____ Date _____

Leader _____ Date _____

THE 4-H PLEDGE

I PLEDGE

**my head to clearer thinking;
my heart to greater loyalty;
my hands to larger service;
and my health to better living;

for my club,
my community,
my country,
and my world.**

Issued by Washington State University Cooperative Extension and the U.S. Department of Agriculture in furtherance of the Acts of May 8 and June 30, 1914. Cooperative Extension programs and policies are consistent with federal and state laws and regulations on nondiscrimination regarding race, color, gender, national origin, religion, age, disability, and sexual orientation. Evidence of noncompliance may be reported through your local Cooperative Extension office. Published September 1989. Revised March 1992. Subject Code 839. A. C0932