

**Washington State 4-H
Dog Project**



**Guide To
4-H Dog Obedience
Classes**



Table of Contents

Obedience Classes, Descriptions and Scoring	7
BEGINNER NOVICE	8
Beginner Novice Exercises and Scores	8
Heel on Leash.....	8
Figure Eight.....	9
Sit For Exam	9
Sit Stay – Handler Walk Around the Ring	9
Recall.....	10
SUB-NOVICE	11
Sub-Novice Exercises and Scores	11
Heel on Leash and Figure Eight.....	11
Stand for Examination.....	12
Recall.....	13
Group Exercises	13
PRE-NOVICE	15
Pre-Novice Exercises and Scores.....	15
Heel on Leash and Figure Eight.....	15
Stand for Examination.....	16
Judging Procedures	16
Heel Free	17
Down Stay – Handler Walk Around the Ring	17
NOVICE.....	18
Novice Exercises and Scores	18
Heel on Leash and Figure Eight.....	18
Stand for Examination.....	19
Heel Free, Performance and Scoring.....	19
Recall.....	20
Sit Stay – Get Your Leash.....	20
Group Exercise – Sit and Down Stay.....	21
ADVANCED NOVICE	23
Heel On Leash	23
Stand for Examination.....	23
Heel Free and Figure 8	23
Modified Drop on Recall.....	23
Modified Drop on Recall, Scoring.....	23
Stand Stay – Get Your Leash	24

Graduate Novice.....	25
Graduate Novice Exercises and Scoring	25
Stand Stay – Get Your Leash Performance and Scoring.....	25
Heel Free and Figure Eight.....	25
Drop on Recall	25
Jump Exercises.....	25
Dumbbell Recall.....	25
Dumbbell Recall over High Jump.....	26
Recall Over Broad Jump.....	26
Stand Stay – Get Your Leash	27
PRE-OPEN.....	28
Pre-Open Exercises and Scores.....	28
Heel Free and Figure Eight, Performance and Scoring	28
Command Discrimination.....	28
Drop on Recall	29
Retrieve on Flat.....	29
Retrieve over High Jump	30
Broad Jump.....	31
Stand Stay – Get Your Leash	31
OPEN	33
Exercises and Scores	33
Heel Free and Figure Eight, Performance and Scoring	33
Drop on Recall	34
Retrieve on Flat.....	34
Retrieve Over High Jump.....	35
Broad Jump.....	36
Stand Stay – Get Your Leash	37
GRADUATE OPEN	38
Graduate Open Exercises and Scoring.....	38
Jump Exercises.....	38
Signal Exercise	38
Scent Discrimination	38
Go Out	39
Directed Jumping	39
Directed Retrieve	39
Moving Stand and Examination	39
PRE-UTILITY.....	40

Pre-Utility Exercises and Scores.....	40
Signal Exercise	40
Scent Discrimination	40
Directed Retrieve	42
Moving Stand and Examination	43
Directed Jumping	43
Directed Jumping	43
UTILITY	45
Utility Exercises and Scores.....	45
Signal Exercise	45
Scent Discrimination	45
Directed Retrieve	47
Moving Stand and Examination	48
Directed Jumping	48
VETERANS/MODIFIED.....	50
Veterans/Modified Exercises and Scores	50
Heel Free and Figure 8	50
Drop on Recall.	50
Optional Class.....	50
Long Stand.....	50
Long Sit.....	50
Long Down.....	50
OBEDIENCE JUDGES' GUIDELINES	51
PURPOSE	52
Remember, You Make it Work!	52
YOUR RESPONSIBILITIES AS A JUDGE	52
Responsibility to Exhibitors	52
Responsibility to Spectators.....	52
Responsibility to the Sport	53
ETHICS: HONESTY PLUS COMMON SENSE	53
BEWARE OF THOSE GRAY AREAS.....	54
ACCEPTING ASSIGNMENTS	54
SICKNESS & FITNESS TO JUDGE	54
Fitness to Judge.....	54
Sickness.....	54
Rules.....	54
PREPARATION PRIOR TO JUDGING	55

Be on Time.....	55
Avoid Contacts.....	55
Proper Dress.....	55
Check the Ring.....	55
Stewards.....	55
PROCEDURES IN THE RING.....	56
Judging the Dogs.....	56
Philosophy of Scoring.....	56
Natural Manner.....	56
Collars.....	56
Excusal.....	56
Guidelines.....	57
Measuring.....	57
Misbehavior.....	57
Heeling Pattern.....	57
Heel Free.....	58
Stand for Examination.....	58
Recall Exercises.....	58
Drop on Recall.....	59
Command Discrimination.....	59
Broad Jump.....	59
Retrieving Exercises – Open Classes.....	59
High Jump.....	60
Signal Exercise.....	60
Scent Discrimination.....	60
Directed Retrieve.....	61
Moving Stand and Examination.....	61
Directed Jumping.....	61
Grid for Scoring Directed Jumping.....	62
Group Exercises.....	62
APPENDIX A – Jump Height Tables.....	64
Half-Height Jump Height Table.....	64
Three-Quarter Jump Height Table.....	64
APPENDIX B – Introductory Obedience (Optional Class).....	65
Goal.....	65
Section 1: Heel on Leash.....	65
Section 2: Figure 8.....	65

Section 3: Sit For Exam	65
Section 4: Recall	65
Section 5: Down Stay on Leash	66
APPENDIX C - Introductory Obedience Version 2 (Optional Class)	67
Goal:	68
Section 1: Heel on Leash	68
Section 2: Figure 8	68
Section 3: Sit For Exam	68
Section 4: Recall	68
Section 5: Down Stay on Leash	68
APPENDIX D - Physically Challenged Handlers	70
Physically Challenged Handlers.....	70
Physically Incapacitated.....	70
Hearing Deficiency	70
Group Exercises.	70
APPENDIX E - Progression Of Classes	71
Level 1: Introductory Obedience	71
Level 2: Pre-Novice, Sub-Novice and Beginner Novice	71
Level 3: Novice	71
Level 4: Graduate Novice, Advanced Novice, Pre-Open	71
Level 5: Open.....	71
Level 6: Graduate Open, Pre-Utility	71
Level 7: Utility.....	71
Level 8: Versatility and Veterans/Modified	71
APPENDIX F – Beginner Novice Signs.....	74

Obedience Classes, Descriptions and Scoring

BEGINNER NOVICE

Beginner Novice Exercises and Scores. The exercises, maximum scores and order of judging in Beginner Novice class:

1. Heel on Leash	40 points
2. Figure Eight	40 points
3. Sit for Examination	40 points
4. Sit Stay	40 points
5. Recall	40 points
Maximum Total Score	200 points

NOTE: There are no Group (Long Sit/Long Down) exercises in the Beginner Novice class.

Note that all deductions and penalties inherent in Obedience will apply except where explicitly expressed in the descriptions below.

Heel on Leash. The principal feature of this exercise is the ability of the dog and handler to work as a team. The orders for this exercise will be **“Forward”** and **“Exercise Finished.”** Rally signs will be used for this exercise and will be placed to the right of the handler’s path except for those indicating a change in direction, in which case the sign will be directly in front of the team to aid in that change. Signs will not be numbered. Signs to be used are “Right turn,” “Left turn,” “About turn,” “Slow,” “Normal,” “Fast” and “Halt/Sit.” “Fast” means that the handler must run, and the handler and dog must move forward at a noticeably accelerated speed. Turns will be used only when the handler is moving at a normal speed. Both change of pace signs must be followed by a normal sign. Turn signs may be placed in any sequence and may be repeated. Two of each turn sign must be available for the judge’s use. The “Halt/Sit” sign will be used once at the end of the exercise. The judge will standardize the heeling pattern for all dogs in the class. The leash may be held in either hand or in both hands, but the hands must be held in a natural position. Any tightening or jerking of the leash and use of any extra commands and/or signals will be penalized. The handler will enter the ring with the dog on a loose leash and stand with the dog sitting in the heel position. The judge will say “Are you ready?” before giving the first order, “Forward.” On the judge’s order, the handler may give a command or signal to heel and will walk briskly and naturally with the dog on a loose leash. The dog should walk close to the handler’s left side without swinging wide, lagging, forging, or crowding. The dog must not interfere with the handler’s freedom of motion at any time. At the “Halt/Sit” sign, the handler will stop. The dog shall sit straight and promptly in the heel position without command or signal. The judge will order, “Exercise finished” at the completion of this exercise.

If a handler is constantly controlling the dog by tugging on the leash, constantly talking to the dog or is adapting to the dog’s pace, that dog must receive a score of zero (0) for this exercise. Minor deductions shall be made for lagging, heeling wide, forging, crowding, poor sits, failure to sit at a halt, and other heeling imperfections. Deductions should also be made for a handler who guides the dog with the leash or does not walk at a brisk pace. A one-time single phrase of praise or encouragement, by the handler to the dog, will be allowed without penalty. (Good, yes, nice, super, great, and atta boy/girl, are some examples of praise that would be allowed.) Minor deductions will be made for

additional commands or signals to heel or for failure of dog or handler to speed up noticeably for the fast or slow down noticeably for the slow. While scoring this exercise, the judge should be near enough to observe any signals or commands given by the handler to the dog without interfering with either.

Figure Eight. The principal feature of this exercise is the ability of the dog and handler to work as a team. The orders for this exercise are: “Forward,” “Halt,” and “Exercise Finished.” For the Figure Eight, the handler will stand and the dog will sit in heel position facing the judge, midway between the two ~~stewards, who will be standing~~ pylons which will be placed 8 feet apart. The Figure Eight will be performed on leash; the handler may go around either ~~steward~~ pylon first. After the judge asks, “Are you ready?” and gives the order, “Forward,” the handler and dog will walk briskly around and between the two ~~stewards~~ pylons twice. There will be no about turn, fast or slow, but the judge must order at least one halt during this exercise and another halt at the end. After each halt, it is permissible for the handler to give a command or signal to heel before moving forward again. A one-time single phrase of praise or encouragement, by the handler to the dog, will be allowed without penalty.

Scoring is the same as the Heel on Leash exercise.

Sit For Exam. The principal feature of this exercise is that the dog sits in position before and during the examination without displaying resentment. Orders are: “Sit your dog and leave when you are ready,” “Back to your dog” and “Exercise finished. This exercise is to be performed with the dog on a 6-foot leash. On the judge’s order, the handler will command the dog to sit if they are not already sitting. The handler will then stand with the dog sitting in the heel position, and may give the command and/or signal to stay, walk straight forward about 6 feet to the end of the leash, turn and face the dog. The judge will approach the dog from the front. Using the fingers and palm of one hand, the judge will touch only the dog’s head. On the order “Back to your dog,” the handler will walk around behind the dog and return to the heel position. The handler may gather the leash at any time while returning to the dog. The dog must remain sitting until the judge has said, “Exercise finished.”

The scoring of this exercise will not start until the handler has given the command and/or signal to stay, except for such things as rough treatment by the handler or active resistance by the dog to sit. Either of these will be penalized substantially. A dog must receive a score of zero (0) if it stands, lies down, or moves away from the place where it was left either before or during the examination, or growls, snaps, or displays resentment. Substantial deductions will be made for an extra command to the dog after the handler has given the command and/or signal to stay and left the heel position. Minor or substantial deductions will be made for a dog that moves its feet at any time or stands or moves away after the examination has been completed. Minor or substantial deductions, even to the point of a score of zero (0), will be made for shyness. Minor deductions will be made for any tightening of the leash during the exercise.

Sit Stay – Handler Walk Around the Ring. The principal feature of this exercise is that the dog remains in the sit position. Orders for this exercise are: “Sit your dog,” “Leave your dog,” and “Exercise finished.” The handler will stand with the dog sitting in heel position ~~in the center of the ring~~. The leash remains attached to the dog’s collar and will be dropped/placed on the ground between the dog and the handler before the exercise begins. The judge will ask, “Are you ready?” before giving the first order. On the judge’s order “Sit your dog,” the handler will command and/or signal the dog to sit, if they are not already sitting. On the judge’s order the handler may give a command and/or signal to stay and immediately proceed to walk around the inside perimeter of the ring in a direction as indicated by the judge. Upon completing a full perimeter walk around the ring, the handler will approach the dog from the front, and proceed to walk around and in back of the dog to the heel

position. Once the handler has returned to heel position, the judge will give the order “Exercise finished.” During this exercise the judge will stand so that the dog and handler are clearly visible throughout the entire exercise.

A score of zero (0) is required for the dog moving a substantial distance away from the place where it was left any time during the exercise, not remaining in the sit position until the handler has returned to heel position, and repeatedly barking or whining, or any additional command or signal as the handler is walking around the ring. A substantial deduction will be made for a dog that moves even a short distance from where it was left, that barks or whines only once or twice, or that changes position after the handler has returned to the heel position and before the judge has given the order, “Exercise finished.” Scoring of the exercises will not start until after the judge has ordered the handler to leave their dog, except for such things as rough treatment of a dog by its handler or resistance by a dog to its handler’s attempts to make it sit. These will be penalized substantially; in extreme cases, the dog may be excused. The judge will not give the “Exercise finished” order until the handler has returned to heel position.

Recall. The principal features of this exercise are that the dog stay where left until called by the handler, and that the dog responds promptly to the handler’s command or signal to come. Orders are: “Leave your dog,” “Call your dog,” and “Exercise finished.” The handler will stand with the dog sitting in heel position in a place designated by the judge. The leash is removed for this exercise and kept by the handler. The handler may hold the leash in either hand, put the leash in a pocket or drape it around their neck. The judge will ask, “Are you ready?” before giving the first order. On the judge’s order, the handler may give a command and/or signal to the dog to stay in the sit position. The handler will then walk forward, approximately 25 feet, to a location as directed by the judge and turn to face the dog. On the judge’s order or signal, the handler will command or signal the dog to come. Thereafter, the handler’s arms and hands should hang naturally at the sides until the dog has sat in front. The dog must come directly, at a brisk trot or gallop, and sit in front near the handler. The dog must come directly, at a brisk trot or gallop, and sit in front near the handler. While the dog is coming directly to the handler, a onetime single phrase of praise or encouragement will be allowed without penalty. (Good, yes, nice, super, great, attaboy/girl, are some examples of praise that would be allowed.) The dog must come close enough to its handler so that the handler could touch its head without excessive bending, stretching, or moving either foot. (No finish will be required of the dog by the handler.) After the judge orders “Exercise finished,” the handler will reattach the leash to the dog’s collar.

A dog must receive a score of zero (0) if it is given an additional command and/or signal to stay, if more than two commands or signals are required for the dog to come, if it fails to come, if it moves from the place it was left before being called or signaled to come, or if it does not come close enough to its handler so that the handler could touch its head without excessive bending, stretching, or moving either foot. Minor or substantial deductions will be made for a handler’s extra command or signal to come or to sit, or if the dog fails to come at a brisk trot or gallop, or fails to sit. Minor deductions will be made for slow or poor sits.

SUB-NOVICE

Sub-Novice Exercises and Scores. The exercises, maximum scores and order of judging in the Sub-Novice class:

1. Heel on Leash	45 points
2. Figure Eight	25 points
3. Stand for Examination	30 points
4. Recall	40 points
5. Sit Stay (1 minute)	30 points
6. Down Stay (1 minute)	30 points
Maximum Total Score	200 points

Heel on Leash and Figure Eight. The principal feature of this exercise is the ability of the dog and handler to work as a team. Orders for this exercise are: “Forward,” “Halt,” “Right turn,” “Left turn,” “About turn,” “Slow,” “Normal” and “Fast.” “Fast” means that the handler must run, and the handler and dog must move forward at a noticeably accelerated speed. All about turns will be right about turns. Orders for halts and turns will be given only when the handler is moving at a normal speed. The other orders may be given in any sequence, and turns and halts may be repeated. However, the judge should standardize the heeling pattern for all dogs in the class. The leash may be held in either hand or in both hands, but the hands must be held in a natural position. Any tightening or jerking of the leash and use of any extra commands and/or signals will be penalized. The handler will enter the ring with the dog on a loose leash and stand with the dog sitting in the heel position in a place designated by the judge. The judge will ask “Are you ready?” before giving the first order. The handler may give a command or signal to heel and will walk briskly and naturally with the dog on a loose leash. The dog should walk close to the handler’s left side without swinging wide, lagging, forging or crowding. The dog must not interfere with the handler’s freedom of motion at any time. At each order to halt, the handler will stop. The dog shall sit straight and promptly in the heel position without command or signal and shall not move until the handler again moves forward on the judge’s order. After each halt, it is permissible for the handler to give a command or signal to heel before moving forward again. The judge will say, “Exercise finished” after this portion of the exercise.

For the Figure Eight, the handler will stand, and the dog will sit in heel position facing the judge, midway between the two **stewards, who will stand which will be spaced** 8 feet apart. The Figure Eight in the Novice classes will be done on leash; the handler may go around either **steward pylon** first. The judge will ask “Are you ready?” before giving the first order. The handler and dog will walk briskly around and between the two **stewards pylons** twice. There will be no about turn, fast or slow, but the judge must order at least one halt during this exercise and another halt at the end.

Judging Procedures: *In scoring this exercise, judges shall accompany the handler at a discreet distance so that they can observe any signals or commands given by the handler to the dog. The judge must do so without interfering with either dog or handler. The judge should attempt to be in a position during the course of the exercise so that the dog and the handler may be observed from the rear, front, and side. Dogs receiving an extra command or signal during heeling must receive a deduction for the extra command or signal. Subsequent additional commands or signals could indicate the dog is not under control and is not working with the handler as a team. The judge must determine whether the dog should receive a score of zero (0) for heeling based on the overall performance of the dog and handler during the entire exercise.*

If a handler is constantly controlling the dog by tugging on the leash or is adapting to the dog's pace, that dog must receive a score of zero (0) for the exercise. Minor or substantial deductions, depending on the circumstances, will be made for additional commands or signals to heel or for failure of dog or handler to speed up noticeably for the fast or slow down noticeably for the slow. Substantial or minor deductions shall be made for lagging, heeling wide, forging, crowding, poor sits, failure to sit at a halt and other heeling imperfections. Deductions should also be made for a handler who guides the dog with the leash or does not walk at a brisk pace. While scoring this exercise, the judge should be near enough to observe any signals or commands given by the handler to the dog without interfering with either.

Stand for Examination. The principal feature of this exercise is that the dog stand in position before and during the examination without displaying resentment. Orders are: "Stand your dog and leave when you are ready," "Back to your dog," and "Exercise finished." Prior to the start of the exercise the handler will take their dog to the place indicated by the judge. The judge will ask "Are you ready?" before giving the first order. On the judge's order the handler will stand/pose the dog by the method of the handler's choice, taking any reasonable time if they choose to pose the dog as in the show ring. The handler will then stand with the dog in the heel position, and may give the command and/or signal to stay, walk straight forward to the end of the lead, and then turn and face the dog. The judge will approach the dog from the front. Using the fingers and palm of one hand, the judge will touch the dog's head, body and hindquarters. On the order "Back to your dog," the handler will walk around behind the dog and return to the heel position. The dog must remain standing until the judge has said "Exercise finished."

Judging Procedures: *The dog need not be sitting at the start of this exercise. The judge must be alert to keep handlers from going more or less than about 6 feet and must penalize, even to the point of a score of zero (0), the dog whose handler backs away when leaving. The examination is complete when the judge lifts their fingers and palm from the dog's hindquarters. Judges should not expose themselves needlessly to the danger of being bitten. Should a dog in the ring give warning that it may bite if the judge proceeds with the examination, the judge should excuse the dog from the ring.*

The scoring of this exercise will not start until the handler has given the command and/or signal to stay, except for such things as rough treatment by the handler or active resistance by the dog to its handler's attempts to have it stand. Either of these will be penalized substantially. A dog must receive a score of zero (0) if it sits or lies down, moves away from the place where it was left either before or during the examination or growls, snaps or displays resentment. Minor or substantial deductions, even to the point of a score of zero (0), will be made for shyness. Minor or substantial deductions will be made for a dog that moves its feet at any time or sits or moves away after the examination has been completed.

Recall. The principal features of this exercise are that the dog stay where left until called by the handler, and that the dog responds promptly to the handler's command or signal to come. Orders are: "Leave your dog," "Call your dog," and "Finish." The handler will stand with the dog sitting in the heel position in a place designated by the judge. The judge will ask "Are you ready?" before giving the first order. On the judge's order, the handler may give a command and/or signal to the dog to stay in the sit position. The handler will then walk forward to the end of the lead, turn to face the dog, and stand with the arms and hands hanging naturally. On the judge's order or signal, the handler will either command or signal the dog to come. The dog must come directly, at a brisk trot or gallop and sit straight, centered in front of the handler. The dog must be close enough to its handler so that the handler could touch its head without excessive bending, stretching or moving either foot. On the judge's order, the handler will give a command or signal to finish. The dog must go smartly to heel position and sit. The manner in which the dog finishes will be optional, provided it is prompt and that the dog sits straight at heel.

A dog must receive a score of zero (0) if it is given an additional command and/or signal to stay, if it fails to come on the first command or signal, if it moves from the place it was left before being called or signaled to come, or if it does not sit close enough to its handler so that the handler could touch its head without excessive bending, stretching or moving either foot. Substantial deductions will be made for a handler's extra command or signal to sit or finish and for a dog that fails to remain sitting and either stands or lies down, fails to come at a brisk trot or gallop, fails to sit in front, or fails to finish or sit at heel. Minor or substantial deductions will be made for slow or poor sits, for finishes that are not prompt or smart, for touching the handler on coming in or while finishing, and for sitting between the handler's feet.

Group Exercises. The principal feature of these exercises is that the dog remains in the sitting or down position, whichever is required by the particular exercise. Orders are: "Sit your dogs" or "Down your dogs," "Leave your dogs," and "Back to your dogs." All competing dogs in the class perform these exercises together. If, however, there are more dogs competing than can be spaced 4 feet per dog on one side of a ring, some must be judged in another group. The judge may divide the class into approximately equal sections, and judge the group exercise after each section.; or the judge may wait until the entire class has been judged on the individual exercises before dividing the class into sections (if necessary) and then judging the group exercises. The judge must make know which procedure will be used before the class begins. The dogs that are in the ring will be lined up in armband order along one of the four sides of the ring. The leash remains attached to the dog's collar and held by the handler.

The judge will ask "Are you ready?" before giving the first order. On the judge's order, the handlers will command and/or signal their dogs to sit, if they are not already sitting. On further order to "Leave your dogs," the handlers may give a command and/or signal to stay and immediately will go to the end of the lead, turn and face their dogs. The judge will promptly instruct the handlers to leave their dogs. Any dog that leaves he place where it was left or interferes with another dog may be positioned apart from the group for the remaining group exercise. After one minute from the time the judge has ordered the handlers to leave their dogs, the judge will give the order "Back to your dogs." The handler must go back promptly, walking around and in back of their own dog to the heel position. The dogs must not move from the sitting position until after the judge has said, "Exercise finished." This order will not be given until the handlers are back in heel position.

Before starting the Long Down, the judge will ask “Are you ready?”. On the judge’s order, the handlers will command and/or signal their dogs to down without touching either the dogs or their collars so that the dogs are facing the opposite side of the ring. The rest of this exercise is done in the same manner as the Long Sit, except that the dogs must not move from the down position until after the judge has said, “Exercise finished.” This exercise is for ONE minute. The dogs will not be required to sit at the end of this exercise. The handlers are required to exit the ring with their dogs under control.

A score of zero (0) is required for the following: The dog moving a substantial distance away from the place where it was left any time during the exercise, going over to any other dog, not remaining in the required position until the handler has returned to heel position, and repeatedly barking or whining. A substantial deduction will be made for a dog that moves even a short distance from where it was left, that barks or whines only once or twice, or that changes from a sit to a down or from a down to a sit after the handler has returned to the heel position and before the judge has given the order, “Exercise finished.” A substantial deduction will be made for a dog that must be repositioned by its handler if it is out of position enough to interfere with an adjacent dog. In extreme cases the dog may be released. Depending on the circumstance, a minor or substantial deduction will be made for touching the dog or its collar while getting the dog into the down position.

Scoring of the exercises for such things as rough treatment of a dog by its handler or resistance by a dog to its handler’s attempts to make it sit or lie down starts with the first order, sit or down your dogs. These will be penalized substantially and in extreme cases the dog may be released. The timing and scoring of the exercise begins on the judge’s second order, “Leave your dogs.”

PRE-NOVICE

Pre-Novice Exercises and Scores. The exercises, maximum scores and order of judging in the Pre-Novice class:

1. Heel on Leash	40 points
2. Figure Eight	40 points
3. Stand for Examination	30 points
4. Heel Free	20 points
5. Recall	30 points
6. Stay (Down)	40 points
Maximum Total Score	200 points

NOTE: There are no Group (Long Sit/Long Down) exercises in the Pre-Novice class.

Heel on Leash and Figure Eight. The principal feature of this exercise is the ability of the dog and handler to work as a team. Orders for this exercise are: "Forward," "Halt," "Right turn," "Left turn," "About turn," "Slow," "Normal" and "Fast." "Fast" means that the handler must run, and the handler and dog must move forward at a noticeably accelerated speed. All about turns will be right about turns. Orders for halts and turns will be given only when the handler is moving at a normal speed. The other orders may be given in any sequence, and turns and halts may be repeated. However, the judge should standardize the heeling pattern for all dogs in the class. The leash may be held in either hand or in both hands, but the hands must be held in a natural position. Any tightening or jerking of the leash and use of any extra commands and/or signals will be penalized. The handler will enter the ring with the dog on a loose leash and stand with the dog sitting in the heel position in a place designated by the judge. The judge will ask "Are you ready?" before giving the first order. The handler may give a command or signal to heel and will walk briskly and naturally with the dog on a loose leash. The dog should walk close to the handler's left side without swinging wide, lagging, forging or crowding. The dog must not interfere with the handler's freedom of motion at any time. At each order to halt, the handler will stop. The dog shall sit straight and promptly in the heel position without command or signal and shall not move until the handler again moves forward on the judge's order. After each halt, it is permissible for the handler to give a command or signal to heel before moving forward again. The judge will say, "Exercise finished" after this portion of the exercise.

For the Figure Eight, the handler will stand, and the dog will sit in heel position facing the judge, midway between the two ~~stewards, who will stand pylons which will be placed~~ 8 feet apart. The Figure Eight in the Novice classes will be done on leash; the handler may go around either ~~steward pylon~~ first. The judge will ask "Are you ready?" before giving the first order. The handler and dog will walk briskly around and between the two ~~stewards pylons~~ twice. There will be no about turn, fast or slow, but the judge must order at least one halt during this exercise and another halt at the end.

Judging Procedures: *In scoring this exercise, judges shall accompany the handler at a discreet distance so that they can observe any signals or commands given by the handler to the dog. The judge must do so without interfering with either dog or handler. The judge should attempt to be in a position during the course of the exercise so that the dog and the handler may be observed from the rear, front, and side. Dogs receiving an extra command or signal during heeling must receive a deduction for the extra command or signal. Subsequent additional commands or signals could indicate the dog is not under control and is not working with the handler as a team. The judge must determine whether the dog should receive a score of zero (0) for heeling based on the overall performance of the dog and handler during the entire exercise.*

If a handler is constantly controlling the dog by tugging on the leash or is adapting to the dog's pace, that dog must receive a score of zero (0) for the exercise. Minor or substantial deductions, depending on the circumstances, will be made for additional commands or signals to heel or for failure of dog or handler to speed up noticeably for the fast or slow down noticeably for the slow. Substantial or minor deductions shall be made for lagging, heeling wide, forging, crowding, poor sits, failure to sit at a halt and other heeling imperfections. Deductions should also be made for a handler who guides the dog with the leash or does not walk at a brisk pace. While scoring this exercise, the judge should be near enough to observe any signals or commands given by the handler to the dog without interfering with either.

Stand for Examination. The principal feature of this exercise is that the dog stand in position before and during the examination without displaying resentment. Orders are: "Stand your dog and leave when you are ready," "Back to your dog," and "Exercise finished." Prior to the start of the exercises the handler will remove the leash and give it to a steward, who will place it on the judge's table or other designated place. The handler will take their dog to the place indicated by the judge. The judge will ask "Are you ready?" before giving the first order. On the judge's order, the handler will stand/pose the dog by the method of the handler's choice, taking any reasonable time if they choose to pose the dog as in the show ring. The handler will then stand with the dog in the heel position, and may give the command and/or signal to stay, walk straight forward about 6 feet, and then turn and face the dog. The judge will approach the dog from the front. Using the fingers and palm of one hand, the judge will touch the dog's head, body and hindquarters. On the order "Back to your dog," the handler will walk around behind the dog and return to the heel position. The dog must remain standing until the judge has said "Exercise finished."

Judging Procedures: *The dog need not be sitting at the start of this exercise. The judge must be alert to keep handlers from going more or less than about 6 feet and must penalize, even to the point of a score of zero (0), the dog whose handler backs away when leaving. The examination is complete when the judge lifts their fingers and palm from the dog's hindquarters. Judges should not expose themselves needlessly to the danger of being bitten. Should a dog in the ring give warning that it may bite if the judge proceeds with the examination, the judge should excuse the dog from the ring.*

The scoring of this exercise will not start until the handler has given the command and/or signal to stay, except for such things as rough treatment by the handler or active resistance by the dog to its handler's attempts to have it stand. Either of these will be penalized substantially. A dog must receive a score of zero (0) if it sits or lies down, moves away from the place where it was left either before or during the examination or growls, snaps or displays resentment. Minor or substantial deductions, even to the point of a score of zero (0), will be made for shyness. Minor or substantial deductions will be made for a dog that moves its feet at any time or sits or moves away after the examination has been completed.

Heel Free. This exercise is performed as in the Novice class except that the pattern shall not include left or right turns or changes of pace. The pattern is a simple "down and back" performed along a long side of the ring. Orders for this exercise are "Forward", "Halt", "Forward", "About Turn" and "Halt". The handler may give one additional command during heeling without penalty.

Down Stay – Handler Walk Around the Ring. The principal feature of this exercise is that the dog remains in the down position. Orders for this exercise are: "Down your dog," "Leave your dog," and "Exercise finished." The handler will stand with the dog sitting in heel position **in the center of the ring**. The leash remains attached to the dog's collar and will be dropped/placed on the ground between the dog and the handler before the exercise begins. The judge will ask, "Are you ready?" before giving the first order. On the judge's order "Down your dog," the handler will command and/or signal the dog to down. On the judge's order the handler may give a command and/or signal to stay and immediately proceed to walk around the inside perimeter of the ring in a direction as indicated by the judge. Upon completing a full perimeter walk around the ring, the handler will approach the dog from the front, and proceed to walk around and in back of the dog to the heel position. Once the handler has returned to heel position, the judge will give the order "Exercise finished." During this exercise the judge will stand so that the dog and handler are clearly visible throughout the entire exercise.

A score of zero (0) is required for the dog moving a substantial distance away from the place where it was left any time during the exercise, not remaining in the down position until the handler has returned to heel position, and repeatedly barking or whining. A substantial deduction will be made for a dog that moves even a short distance from where it was left, that barks or whines only once or twice, or that changes position after the handler has returned to the heel position and before the judge has given the order, "Exercise finished." Minor or substantial deductions, even to the point of a score of zero (0), will be made for any additional commands to the dog after the handler has commanded and/or signaled the dog to stay. Scoring of the exercises will not start until after the judge has ordered the handler to leave their dog, except for such things as rough treatment of a dog by its handler or resistance by a dog to its handler's attempts to make it down. These will be penalized substantially; in extreme cases, the dog may be excused. The judge will not give the "Exercise finished" order until the handler has returned to heel position.

NOVICE

Novice Exercises and Scores. The exercises and maximum scores in the Novice classes:

1. Heel on Leash and Figure Eight	40 points
2. Stand for Examination	30 points
3. Heel Free	40 points
4. Recall	30 points
5. Sit Stay – Get Your Leash	30 points
6. Group Exercise – Sit & Down Stay	30 points
Maximum Total Score	200 points

Heel on Leash and Figure Eight. The principal feature of this exercise is the ability of the dog and handler to work as a team. Orders for this exercise are: “Forward,” “Halt,” “Right turn,” “Left turn,” “About turn,” “Slow,” “Normal” and “Fast.” “Fast” means that the handler must run, and the handler and dog must move forward at a noticeably accelerated speed. All about turns will be right about turns. Orders for halts and turns will be given only when the handler is moving at a normal speed. The other orders may be given in any sequence, and turns and halts may be repeated. However, the judge should standardize the heeling pattern for all dogs in the class. The leash may be held in either hand or in both hands, but the hands must be held in a natural position. Any tightening or jerking of the leash and use of any extra commands and/or signals will be penalized. The handler will enter the ring with the dog on a loose leash and stand with the dog sitting in the heel position in a place designated by the judge. The judge will ask “Are you ready?” before giving the first order. The handler may give a command or signal to heel and will walk briskly and naturally with the dog on a loose leash. The dog should walk close to the handler’s left side without swinging wide, lagging, forging or crowding. The dog must not interfere with the handler’s freedom of motion at any time. At each order to halt, the handler will stop. The dog shall sit straight and promptly in the heel position without command or signal and shall not move until the handler again moves forward on the judge’s order. After each halt, it is permissible for the handler to give a command or signal to heel before moving forward again. The judge will say, “Exercise finished” after this portion of the exercise.

For the Figure Eight, the handler will stand, and the dog will sit in heel position facing the judge, midway between the two ~~stewards, who will stand~~ pylons which will be placed 8 feet apart. The Figure Eight in the Novice classes will be done on leash; the handler may go around either ~~steward~~ pylon first. The judge will ask “Are you ready?” before giving the first order. The handler and dog will walk briskly around and between the two ~~stewards~~ pylons twice. There will be no about turn, fast or slow, but the judge must order at least one halt during this exercise and another halt at the end.

Judging Procedures: *In scoring this exercise, judges shall accompany the handler at a discreet distance so that they can observe any signals or commands given by the handler to the dog. The judge must do so without interfering with either dog or handler. The judge should attempt to be in a position during the course of the exercise so that the dog and the handler may be observed from the rear, front, and side. Dogs receiving an extra command or signal during heeling must receive a deduction for the extra command or signal. Subsequent additional commands or signals could indicate the dog is not under control and is not working with the handler as a team. The judge must*

determine whether the dog should receive a score of zero (0) for heeling based on the overall performance of the dog and handler during the entire exercise.

If a handler is constantly controlling the dog by tugging on the leash or is adapting to the dog's pace, that dog must receive a score of zero (0) for the exercise. Minor or substantial deductions, depending on the circumstances, will be made for additional commands or signals to heel or for failure of dog or handler to speed up noticeably for the fast or slow down noticeably for the slow. Substantial or minor deductions shall be made for lagging, heeling wide, forging, crowding, poor sits, failure to sit at a halt and other heeling imperfections. Deductions should also be made for a handler who guides the dog with the leash or does not walk at a brisk pace. While scoring this exercise, the judge should be near enough to observe any signals or commands given by the handler to the dog without interfering with either.

Stand for Examination. The principal feature of this exercise is that the dog stand in position before and during the examination without displaying resentment. Orders are: "Stand your dog and leave when you are ready," "Back to your dog," and "Exercise finished." Prior to the start of the exercises the handler will remove the leash and give it to a steward, who will place it on the judge's table or other designated place. The handler will take their dog to the place indicated by the judge. The judge will ask "Are you ready?" before giving the first order. On the judge's order, the handler will stand/pose the dog by the method of the handler's choice, taking any reasonable time if they choose to pose the dog as in the show ring. The handler will then stand with the dog in the heel position, and may give the command and/or signal to stay, walk straight forward about 6 feet, and then turn and face the dog. The judge will approach the dog from the front. Using the fingers and palm of one hand, the judge will touch the dog's head, body and hindquarters. On the order "Back to your dog," the handler will walk around behind the dog and return to the heel position. The dog must remain standing until the judge has said "Exercise finished."

Judging Procedures: *The dog need not be sitting at the start of this exercise. The judge must be alert to keep handlers from going more or less than about 6 feet and must penalize, even to the point of a score of zero (0), the dog whose handler backs away when leaving. The examination is complete when the judge lifts their fingers and palm from the dog's hindquarters. Judges should not expose themselves needlessly to the danger of being bitten. Should a dog in the ring give warning that it may bite if the judge proceeds with the examination, the judge should excuse the dog from the ring.*

The scoring of this exercise will not start until the handler has given the command and/or signal to stay, except for such things as rough treatment by the handler or active resistance by the dog to its handler's attempts to have it stand. Either of these will be penalized substantially. A dog must receive a score of zero (0) if it sits or lies down, moves away from the place where it was left either before or during the examination or growls, snaps or displays resentment. Minor or substantial deductions, even to the point of a score of zero (0), will be made for shyness. Minor or substantial deductions will be made for a dog that moves its feet at any time or sits or moves away after the examination has been completed.

Heel Free, Performance and Scoring. This exercise will be performed as in the Heel on Leash but without either the leash or the Figure Eight. The scoring and orders will be the same.

Recall. The principal features of this exercise are that the dog stay where left until called by the handler, and that the dog responds promptly to the handler's command or signal to come. Orders are: "Leave your dog," "Call your dog," and "Finish." The handler will stand with the dog sitting in the heel position in a place designated by the judge. The judge will ask "Are you ready?" before giving the first order. On the judge's order, the handler may give a command and/or signal to the dog to stay in the sit position. The handler will then walk forward to the other end of the ring, turn to face the dog, and stand with the arms and hands hanging naturally. On the judge's order or signal, the handler will either command or signal the dog to come. The dog must come directly, at a brisk trot or gallop and sit straight, centered in front of the handler. The dog must be close enough to its handler so that the handler could touch its head without excessive bending, stretching or moving either foot. On the judge's order, the handler will give a command or signal to finish. The dog must go smartly to heel position and sit. The manner in which the dog finishes will be optional, provided it is prompt and that the dog sits straight at heel.

A dog must receive a score of zero (0) if it is given an additional command and/or signal to stay, if it fails to come on the first command or signal, if it moves from the place it was left before being called or signaled to come, or if it does not sit close enough to its handler so that the handler could touch its head without excessive bending, stretching or moving either foot. Substantial deductions will be made for a handler's extra command or signal to sit or finish and for a dog that fails to remain sitting and either stands or lies down, fails to come at a brisk trot or gallop, fails to sit in front, or fails to finish or sit at heel. Minor or substantial deductions will be made for slow or poor sits, for finishes that are not prompt or smart, for touching the handler on coming in or while finishing, and for sitting between the handler's feet.

Sit Stay – Get Your Leash. The principal feature of this exercise is that the dog remains in the sit position. The orders are: "Sit your dog," "Leave your dog to get your leash," and "Back to your dog." The handler will stand with the dog sitting in heel position in a place designated by the judge. The judge will ask "Are you ready?" before giving the first order. On the judge's order the handler may command and/or signal the dog to sit without touching either the dog or the dog's collar. On further order to "Leave your dog to get your leash," the handler may give a command and/or signal to stay and will walk forward immediately to the place designated by the judge for the leash, pick up the leash, turn, and face the dog. The judge will give the order "Back to your dog." The handler must return directly, walking around and in back of the dog to heel position. The dog must not move from the sitting position until after the judge has said "Exercise finished." The judge will tell the handler "Clip your leash to the collar and maintain control of your dog." The handler is required to exit the ring with the dog under control and without jumping, pulling or tugging on the leash.

Judging Procedures *The judge will instruct the steward to place the leash at the designated location after the Heel on Leash and Figure Eight exercise. The handler and dog will be positioned at least 30 feet from and facing the direction of the gate entrance. The judge must be in position to watch the dog and handler throughout the exercise including exiting the ring.*

Sit Stay – Get Your Leash, Scoring. A score of zero (0) is required for the following: The dog moving a substantial distance away from the place where it was left any time during the exercise, not remaining in the sit position until the handler has returned to heel position, and repeatedly barking or whining.

Scoring of the exercise for such things as rough treatment of a dog by its handler or resistance by a dog to its handler's attempts to make it sit starts with the first order, "Sit your dog." These will be penalized substantially and in extreme cases the dog may be released.

Substantial deductions will be made for a dog that moves even a short distance from where it was left, that barks or whines only once or twice, or that changes from the sit position after the handler has returned to the heel position and before the judge has said, "Exercise finished." A substantial deduction, under Miscellaneous Penalties, must be made for a dog that does not remain under control while leaving the ring.

Group Exercise – Sit and Down Stay. The principal feature of this exercise is that the dog remains in the sitting or down position, whichever is required at the time.

The orders are: "Sit your dogs," "Down your dogs," "Leave your dogs," and "Back to your dogs." Dogs must be spaced with a minimum of six (6) feet between each dog and a minimum of four (4) feet from the ring barriers. Judges will position the dogs in the approximate center of the ring in one row or back-to-back in two rows with a minimum of six (6) feet between the rows. If the back-to-back formation is used, it must be used for all groups in the class. On a 50' side of the ring the maximum # of dogs allowed in a single row would be six (6) and in a back-to-back row twelve (12) dogs (see table):

<u>Ring Length</u>	<u>Maximum # of Dogs Single Row</u>	<u>Maximum # of Dogs Back-to-Back Row</u>
<u>50'</u>	<u>6</u>	<u>12</u>
<u>45'</u>	<u>5</u>	<u>10</u>
<u>40'</u>	<u>4</u>	<u>8</u>
<u>35'</u>	<u>4</u>	<u>8</u>
<u>30'</u>	<u>3</u>	<u>6</u>

The group exercise will be conducted after the last individual team in the class, or combined classes, is judged. If there are more dogs competing than can be handled in one group exercise, the judge will divide the class into approximately equal sections. A judge with only a single dog competing in a class would be required to have the dog perform the group exercise alone.

This exercise must be performed with the dog on a 6-foot leash. The leash will remain clipped to the dog's collar and the handler will hold on to the leash throughout the entire exercise. The armband will remain on the handler's left arm. The dogs will be lined up in judging program order. Prior to beginning the exercise, the judge will instruct the handlers to remove their dog if it starts to move out of position. The judge will ask "Are you ready?" before giving the first order. On the judge's order, the handlers will command and/or signal their dogs to sit without touching either the dog or the dog's collar. On further order to "Leave your dogs," the handlers may give a command and/or signal to stay and will walk forward immediately to the end of the leash, without jerking or tightening the leash, turn, and face their dogs. The leash must remain loose with slack throughout the entire exercise.

After one minute from the time the judge ordered the handlers to leave their dogs, the judge will give the order "Back to your dogs." The handlers must return directly, walking around and in back of

their own dog to heel position. The dogs must not move from the sitting position until after the judge has said "Exercise finished." This order will not be given until the handlers are back in heel position. The dogs must remain under control between this two-part exercise.

Before starting the Down Stay portion of this exercise the judge will ask "Are you ready?" On the judge's order, the handlers will command and/or signal their dog to down without touching either the dog or the dog's collar. On further order to "Leave your dogs," the handlers may give a command and/or signal to stay and will walk forward immediately to the end of the leash, without jerking or tightening the leash, turn, and face their dogs. The leash must remain loose with slack throughout the entire exercise.

After one minute from the time the judge ordered the handlers to leave their dogs, the judge will give the order, "Back to your dogs." The handlers must return directly, walking around and in back of their own dog to heel position. The dogs must not move from the down position until after the judge has said "Exercise finished." This order will not be given until the handlers are back in heel position. The judge will tell the exhibitors "Maintain control of your dogs." The handlers are required to exit the ring with their dogs under control and without jumping, pulling or tugging on the leash.

Judging Procedures *If a judge observes any signs of aggression or potential problems when the dogs are being assembled outside the ring for the group exercise or once the dogs are brought into the ring, the judge must excuse the dog and mark the score sheet "Excused" and state the reason. Any handlers who physically correct their dogs before or after the group exercise or while leaving the ring must be penalized under Miscellaneous Penalties.*

Judges must stand with their full attention on the dogs and handlers during the group exercise and remain alert to any potential problems. To have both dog and handler under constant observation in this exercise, a judge should take a position slightly to the rear of the dogs at one end of the row(s) of dogs.

Group Exercise – Sit and Down Stay, Scoring. A score of zero (0) is required for the following: The dog moving a substantial distance away from the place where it was left any time during the exercise, not remaining in the required position until the handler has returned to heel position, and repeatedly barking or whining.

Substantial deductions will be made for the following: A dog that must be repositioned by its handler if it is out of position enough to interfere with an adjacent dog (in extreme cases the dog may be released), that moves even a short distance from where it was left, that barks or whines only once or twice, or that changes position after the handler has returned to heel position and before the judge has said, "Exercise finished." A substantial deduction will be made for jerking or tightening of the leash before the judge has said "Exercise finished;" depending on the extent, the deduction may include a score of zero (0). A substantial deduction, under Miscellaneous Penalties, must be made for a dog that does not remain under control while leaving the ring.

Minor or substantial deductions, depending on the circumstances, will be made for touching the dog or its collar while getting the dog into the down position.

Scoring of the exercise for such things as rough treatment of a dog by its handler or resistance by a dog to its handler's attempts to make it sit or lie down starts with the first order, sit or down your dogs. These will be penalized substantially and in extreme cases the dog may be released. The timing of each stay exercise begins on the judge's order, "Leave your dogs."

ADVANCED NOVICE

This is a 4-H only class intended as an intermediary class between the Novice class and the Open class.

Advanced Novice exercises and scoring

- | | |
|------------------------------|-----------|
| 1. Heel on Leash | 40 points |
| 2. Stand for Examination | 40 points |
| 3. Heel Free and Figure 8 | 40 points |
| 4. Modified Drop on Recall | 40 points |
| 5. Stand Stay Get Your Leash | 40 points |

Maximum Total Score **200 points**

Heel On Leash. The exercise and scoring will be executed in the same manner as the Novice Heel on Leash.

Stand for Examination. The Exhibitor will remove the leash and hand to the Ring Steward. The Stand for Examination shall be performed and scored as in the Novice with the exception of the distance from handler to dog and the actual exam. The handler goes 8 to 10 feet away from the dog. The judge shall examine the dog with 2 hands over the head, shoulders, back and hips as in dog show judging, except the exam will not include the teeth, testicles or tail.

Heel Free and Figure 8. These exercises shall be performed and scored as in the Novice class except that the Figure 8 is off lead.

Modified Drop on Recall. The principal features of this this exercise is that the dog must remain in place until commanded by the handler to drop, the dog must come to the handler on first command or signal. Orders are "Sit (or Stand) your dog", "Leave your dog", "Drop your dog", "Call your dog" and "Finish your dog".

On beginning this exercise, the judge will inform the handler that they have a choice of leaving their dog on a sit or a stand and will ask the handler for their choice. The judge will then ask if the handler is ready. When the judge gives the order, the handler will sit or stand the dog. On further order to "Leave your dog" the handler will give a command or signal to "Stay" and then will immediately proceed away from the dog to a distance of approximately 15 feet, where the handler will turn and face the dog with the handler's arms hanging naturally at their side. On the judge's order or signal, the handler will command and/or signal the dog to down. On further order or signal from the judge, the handler will command or signal the dog to come, and then to finish.

Modified Drop on Recall, Scoring. A dog must receive a score of zero (0) if it is given an additional command and/or signal to stay, if it fails to drop on the first command and/or signal, if it fails to come on the first command or signal, if it moves from the place it was left before being called or signaled to drop or come, or if it does not sit close enough to its handler so that the handler could touch its head without excessive bending, stretching or moving either foot. Substantial deductions will be made for a

handler's extra command or signal to sit or finish and for a dog that fails to remain sitting and either stands or lies down, fails to come at a brisk trot or gallop, fails to sit in front, or fails to finish or sit at heel.

Minor or substantial deductions will be made for slow or poor sits, for finishes that are not prompt or smart, for touching the handler on coming in or while finishing, and for sitting between the handler's feet. A minor or substantial deduction will be made if the handler's arms are not hanging naturally at their side.

Stand Stay – Get Your Leash. The principal feature of this exercise is that the dog stand and stay in position until the handler has returned to heel position.

The orders are: "Stand your dog," "Leave your dog to get your leash," and "Back to your dog." The handler will stand with the dog sitting in heel position in a place designated by the judge, approximately 15 feet from the ring gate. The judge will ask "Are you ready?" before giving the first order. On the judge's order, the handler will command and/or signal the dog to stand without touching the dog or the dog's collar. The dog must stand but need not stand in heel position. On further order to "Leave your dog to get your leash," the handler may give a command and/or signal to stay and will walk forward directly to the place outside the ring gate designated by the judge for the leash. The handler will pick up the leash, re-enter the ring, stop and wait for the judge's order

"Back to your dog." The handler must return directly, walking around and in back of the dog to heel position. The dog must remain standing until the judge has said "Exercise finished." The judge will tell the handler "Attach your leash to the collar and maintain control of your dog." The handler is required to exit the ring gate with the dog under control and without jumping, pulling or tugging on the leash.

Judging Procedures *Prior to the start of judging, the judge will decide where the leash will be placed outside the ring on a chair or similar leash holder. The leash will be placed outside the ring by the steward after the dog and handler have entered the ring for judging. When positioning the dog and handler for this exercise, the judge should ensure that such positioning will permit the dog to keep the handler in its direct line of vision as the handler leaves and returns to the ring, and that the handler, when reentering the ring, is at least 15 feet away from the dog until ordered to return. During this exercise the judge must be in position to watch the dog and see the handler leave and return to the ring. Once the exercise is finished, the judge must watch the dog and handler exit the ring together.*

Stand Stay – Get Your Leash, Scoring. A score of zero (0) is required for a dog that does any of the following: Fails to stand on the first command and/or signal, moves a substantial distance away from the place it was where it was left, sits or lies down before the handler has returned to heel position, or repeatedly barks or whines.

Substantial deductions will be made for a dog that sits or lies down after the handler has returned to heel position and before the judge has said, "Exercise finished."

Depending on the circumstances, minor or substantial deductions will be made for the dog that moves a short distance from where it was left, or that moves its feet repeatedly while remaining in place.

A substantial deduction, under Miscellaneous Penalties, must be made for a dog that does not remain under control while leaving the ring.

Graduate Novice

Graduate Novice Exercises and Scoring

- | | |
|-----------------------------------|-----------|
| 1. Heel Free and Figure Eight | 40 points |
| 2. Drop on Recall | 40 points |
| 3. Dumbbell Recall | 30 points |
| 4. Dumbbell Recall over High Jump | 30 points |
| 5. Recall over Broad Jump | 30 points |
| 6. Stand Stay – Get Your Leash | 30 points |

Maximum Total Score **200 points**

Stand Stay – Get Your Leash Performance and Scoring. This exercise will be performed and scored in the same manner as the Open A class Stay – Get Your Leash.

Heel Free and Figure Eight. This exercise will be performed and scored in the same manner as the Novice Heel On Leash and Figure Eight exercise, except that the dog will be off leash. The orders and scoring are the same as in Heel on Leash and Figure Eight.

Drop on Recall. The principal features of this exercise, in addition to those listed under the Novice Recall, are the dog's prompt response to the handler's command and/or signal to drop and the dog's remaining in the down position until again called or signaled to come. The dog will be judged on the promptness of its response to the command and/or signal to drop. The orders are: "Leave your dog," "Call your dog," then give a clear signal to drop the dog, followed by "Call your dog" and "Finish." The handler will stand with the dog sitting in the heel position in a place designated by the judge. The judge will ask, "Are you ready?" before giving the first order. On the judge's order, the handler may give a command and/or signal for the dog to stay in the sit position. The handler will walk forward to the other end of the ring, then turn, face the dog, and stand naturally. On the judge's order or signal, the handler will either command or signal the dog to come. The dog must come directly at a brisk trot or gallop. On the judge's arm or hand signal, the handler will give the command and/or signal to drop, and the dog must drop immediately to a complete down position. If the handler chooses to give both, a command and signal to drop, they must be given simultaneously. The dog must remain down until the handler gives the command or signal to come when ordered by the judge. The dog completes the exercise as in the Novice Recall.

A score of zero (0) must be given to any dog that does not drop completely to the down position on a single command and/or signal or to a dog that does not remain down until called or signaled. Minor or substantial deductions, up to a score of zero (0), shall be made for delayed or slow response to the handler's command and/or signal to drop and for slow response to either of the recalls. All applicable penalties listed under the Novice Recall shall apply.

Jump Exercises. **The jump height is to be set at ½ the height of the dog at the withers, rounded to the nearest multiple of 2 inches. See Jump Height Tables in APPENDIX A.*

Dumbbell Recall. The principal feature of this exercise is that the dog promptly takes the dumbbell from the handler and delivers it as in the Open Retrieve on Flat. The orders are: "Give your dog the dumbbell," "Leave your dog," "Call your dog," "Take it" and "Finish."

The handler will stand with the dog sitting in the heel position in a place designated by the judge. The judge will ask, "Are you ready?" before giving the first order. On the judge's order, the handler will present the dumbbell and command or signal the dog to take it. The dog must accept it readily and hold it promptly accept, take and hold the dumbbell. On the judge's order, the handler may give the command and/or signal to stay, walk forward to the other end of the ring, then turn, to face the dog and stand naturally. On the judge's order or signal, the handler will command or signal the dog to come. The dog must come directly at a brisk trot or gallop without unnecessary mouthing or playing with the dumbbell. The finish will be done as in the Novice Recall. All appropriate penalties of the Novice Recall and Open Retrieve on Flat shall apply. The judge must approve the dumbbell to ensure it meets the requirements stated in the Open Retrieve on Flat exercise.

A dog must receive a score of zero (0) if it fails to take the dumbbell on the first command or signal or does not return with the dumbbell sufficiently close that the handler can easily take the dumbbell as described above. Depending on the extent, minor or substantial deductions will be made for unnecessary mouthing or playing with the dumbbell, dropping it, and reluctance or refusal to release the dumbbell to the handler. All other applicable penalties listed under the Novice Recall and Open Retrieve on Flat will apply.

Dumbbell Recall over High Jump. The principal feature of this exercise, in addition to those listed under the Dumbbell Recall, is that the dog return with the dumbbell over the jump. The orders are: "Give your dog the dumbbell," "Leave your dog," "Call your dog," "Take it" and "Finish." This exercise will be performed and scored in the same manner as the Dumbbell Recall except that the dog must clear the high jump. The handler will stand with the dog sitting in the heel position at least eight (8) feet (or any reasonable distance beyond 8 feet) from the jump. The judge will ask, "Are you ready?" before giving the first order. On the judge's order, the handler may give a command and/or signal to stay, go around the jump to at least eight (8) feet beyond the other side of the jump, then turn, face the dog and stand naturally. (These 8-foot distances will be clearly marked.) The height of the jump will be the same as it is for the Open Retrieve over High Jump exercise.

A dog that fails to jump the full height of the jump, that uses the jump for an aid in going over, or that returns over the jump without the dumbbell must receive a score of zero (0). Depending on the circumstances, minor or substantial deductions will be made for a dog that touches the jump when going over it or for a dog that displays any hesitation in jumping. All applicable penalties listed under the Novice Recall, Dumbbell Recall and Retrieve on Flat will apply.

Recall Over Broad Jump. The principal features of the exercise, in addition to those listed under the Novice Recall, is that the dog clear the jump. **The orders are: "Leave your dog," "Call your dog," and "Finish.** The handler will stand with the dog sitting in the heel position at least 8 feet from the jump, facing the lowest hurdle. The judge will ask, "Are you ready?" before giving the first order. On the judge's order to leave their dog, the handler may give the command and/or signal to stay, **the handler will then go around the jump to at least eight (8) feet beyond the other side of the jump, then turn, face the dog and stand naturally. (These 8-foot distances will be clearly marked.)** On the judge's order, the handler will give the command or signal to jump. The dog must clear the entire distance of the broad jump without touching it and, without any further command or signal, immediately sit in front of the handler **and on the judge's order to Finish,**

finish as in the Novice Recall. The jump will be set to cover a distance equal to twice the height of the high jump setting for each dog.

A dog that fails to clear the jump, or steps on or between the hurdles must receive a score of zero (0). Depending on the circumstances, minor or substantial deductions will be made for a dog that touches the jump when going over it, or for a dog that displays any hesitation in jumping. All applicable penalties listed under the Novice Recall will apply.

Stand Stay – Get Your Leash. The principal feature of this exercise is that the dog stand and stay in position until the handler has returned to heel position.

The orders are: “Stand your dog,” “Leave your dog to get your leash,” and “Back to your dog.” The handler will stand with the dog sitting in heel position in a place designated by the judge, approximately 15 feet from the ring gate. The judge will ask “Are you ready?” before giving the first order. On the judge’s order, the handler will command and/or signal the dog to stand without touching the dog or the dog’s collar. The dog must stand but need not stand in heel position. On further order to “Leave your dog to get your leash,” the handler may give a command and/or signal to stay and will walk forward directly to the place outside the ring gate designated by the judge for the leash. The handler will pick up the leash, re-enter the ring, stop and wait for the judge’s order

“Back to your dog.” The handler must return directly, walking around and in back of the dog to heel position. The dog must remain standing until the judge has said “Exercise finished.” The judge will tell the handler “Attach your leash to the collar and maintain control of your dog.” The handler is required to exit the ring gate with the dog under control and without jumping, pulling or tugging on the leash.

Judging Procedures *Prior to the start of judging, the judge will decide where the leash will be placed outside the ring on a chair or similar leash holder. The leash will be placed outside the ring by the steward after the dog and handler have entered the ring for judging. When positioning the dog and handler for this exercise, the judge should ensure that such positioning will permit the dog to keep the handler in its direct line of vision as the handler leaves and returns to the ring, and that the handler, when reentering the ring, is at least 15 feet away from the dog until ordered to return. During this exercise the judge must be in position to watch the dog and see the handler leave and return to the ring. Once the exercise is finished, the judge must watch the dog and handler exit the ring together.*

Stand Stay – Get Your Leash, Scoring. A score of zero (0) is required for a dog that does any of the following: Fails to stand on the first command and/or signal, moves a substantial distance away from the place it was where it was left, sits or lies down before the handler has returned to heel position, or repeatedly barks or whines.

Substantial deductions will be made for a dog that sits or lies down after the handler has returned to heel position and before the judge has said, “Exercise finished.”

Depending on the circumstances, minor or substantial deductions will be made for the dog that moves a short distance from where it was left, or that moves its feet repeatedly while remaining in place.

A substantial deduction, under Miscellaneous Penalties, must be made for a dog that does not remain under control while leaving the ring.

PRE-OPEN

Pre-Open Exercises and Scores. The exercises and maximum score in the Pre-Open class:

1. Heel Free & Figure Eight	40 points
2. Command Discrimination (Stand, Down, Sit)	30 points
3. Drop on Recall	30 points
4. Retrieve on Flat	20 points
5. Retrieve over High Jump	30 points
6. Broad Jump	20 points
7. Stand Stay – Get Your Leash	30 points
Maximum Total Score	200 points

NOTE: There are no Group (Long Sit/Long Down) exercises in the Pre-Open class.

**The jump height is to be set at ½ the height of the dog at the withers, rounded to the nearest multiple of 2 inches. See Jump Height Tables in APPENDIX A.*

Heel Free and Figure Eight, Performance and Scoring. This exercise will be performed in the same manner as the Novice Heel on Leash and Figure Eight exercise except that the dog will be off leash. Orders and scoring are the same as in Heel on Leash and Figure Eight.

Command Discrimination. The principal features of this exercise are the dog's correct response to the handler's commands and/or signals and that the dog stays until the handler returns to heel position. The orders are: "Leave your dog" and "Back to your dog." The judge must use signals for directing the handler to command and/or signal the dog to change position except for the first position and that order is: "Stand your dog". The handler will stand with the dog sitting in heel position in a place designated by the judge. The judge will ask "Are you ready?" before giving the first order to "Stand your dog". The handler will give a command and/or signal for the dog to change position. On further order to "Leave your dog," the handler may give a command and/or signal to stay and will immediately walk forward 15 feet, turn, and face the dog. On the judge's signal, the handler will give a command and/or signal for the dog to down. The judge will then order "Leave your dog." The handler may give a command and/or signal to stay and will immediately turn around and walk forward an additional 15 feet, turn, and face the dog. On the judge's signal, the handler will give a command and/or signal for the dog to sit. The judge will then order "Back to your dog." The handler may give a command and/or signal to stay, and then must return directly, walking around and in back of the dog to heel position. The dog must stay in position without additional commands or signals until the handler has returned to heel position. The handler's hands and arms must hang naturally at the handler's side.

Judging Procedure: *This exercise may be performed in any area of the ring that is at least 40 feet in length. The 15-foot distances must be clearly marked. The judge must be positioned so that both*

the dog and handler are under continuous observation during the entire exercise. An excellent position for judging this exercise is at an adequate distance to the side and slightly to the rear of the dog.

Command Discrimination, Scoring. A dog that fails to obey the handler's first command and/or signal for each position or that does not stay until the handler returns to heel position must receive a score of zero (0).

Substantial deductions will be made for a dog that changes position after the handler has returned to heel position and before the judge has said "Exercise finished."

Minor or substantial deductions, up to a score of zero (0), will be made for the handler's hands and arms not hanging naturally at the handler's side. Depending on the extent, minor or substantial deductions, up to a score of zero (0), will be made for a dog that walks forward.

Drop on Recall. The principal features of this exercise, in addition to those listed under the Novice Recall, are the dog's prompt response to the handler's command or signal to drop and the dog's remaining in the down position until again called or signaled to come. The dog will be judged on the promptness of its response to the command or signal.

The orders are: "Leave your dog," "Call your dog," then give a clear signal to drop the dog, followed by "Call your dog" and "Finish."

The handler will stand with the dog sitting in the heel position in a place designated by the judge. The judge will ask "Are you ready?" before giving the first order. On the judge's order the handler may give a command and/or signal for the dog to stay in the sit position. The handler will walk forward to the other end of the ring, then turn, face the dog, and stand naturally. On the judge's order or signal, the handler will either command or signal the dog to come. The dog must come directly at a brisk trot or gallop. On the judge's arm or hand signal, the handler shall give the command or signal to drop, and the dog must drop immediately to a complete down position. The dog must remain down until the handler gives the command or signal to come when ordered by the judge. The dog completes the exercise as in the Novice Recall.

Drop on Recall, Scoring. A score of zero (0) must be given to any dog that does not drop completely to the down position on a single command or signal or to a dog that does not remain down until called or signaled.

Minor or substantial deductions, up to a score of zero (0), will be made for delayed or slow response to the handler's command or signal to drop and for slow response to either of the recalls. All applicable penalties listed under the Novice Recall shall apply.

Retrieve on Flat. The principal feature of this exercise is that the dog retrieves promptly. The orders are: "Throw it," "Send your dog," "Take it," and "Finish." The handler will stand with the dog sitting in the heel position in a place designated by the judge. The judge will ask "Are you ready?" before giving the first order. On the judge's order "Throw it," the handler may give the command and/or signal to stay. If the handler does use a signal, that signal may not be given with the hand that is holding the dumbbell. After the dumbbell is thrown at least 20 feet, the judge will order the handler to "Send your dog." The retrieve should be performed at a brisk trot or gallop. The dog will go directly to the dumbbell and retrieve it, returning directly to the handler as in the Novice Recall without unnecessary mouthing or playing. On the judge's order to "Take it," the handler will give command or signal and take the dumbbell.

The finish will be performed as in the Novice Recall.

The dumbbell, which must be approved by the judge, will be made of one or more solid pieces of wood or non-wooden material similar in size, shape and weight to a wooden dumbbell. Metal dumbbells are not permitted. Dumbbells will not be hollowed out. They may be unfinished, coated with a clear finish or may be any color. They may not have decorations or attachments but may bear an inconspicuous mark for identification. The size of the dumbbell will be proportionate to the size of the dog. The judge will require the dumbbell to be thrown again before the dog is sent if it is thrown less than 20 feet, too far to one side or too close to the ring's edge.

Judging Procedures. *A judge should not place a dumbbell that is improperly thrown but should require the handler to throw the dumbbell again. A judge will not ask the handler's opinion when deciding whether a dumbbell is to be thrown again or not; it is the judge's sole responsibility to make this decision. Once the decision is made, the judge or steward will retrieve the dumbbell. Under no circumstances should the handler be penalized for a bad throw. Requiring the handler to re-throw the dumbbell signifies that the exercise is being restarted; therefore, the handler may pet, praise, and reposition the dog without penalty before the exercise is begun again. The retrieve, including the pickup, must be brisk and without hesitation. Once the exercise begins, the handler may not adjust their feet or position.*

Retrieve on Flat, Scoring. A dog must receive a score of zero (0) if it fails to go out on the first command or signal, goes to retrieve before the command or signal is given, fails to retrieve, or does not return with the dumbbell sufficiently close that the handler can easily take the dumbbell as described above. Minor or substantial deductions will be made for a dog's slowness in going out, returning, or picking up the dumbbell, not going directly to the dumbbell, unnecessary mouthing or playing with the dumbbell, and reluctance or refusal to release the dumbbell to the handler. Depending on the extent, minor or substantial deductions will be made for dropping the dumbbell. All other applicable penalties listed under the Novice Recall will apply.

Retrieve over High Jump. This exercise will be performed and scored in the same manner as the Open Retrieve over High Jump, except that the jump height is to be set at $\frac{1}{2}$ the height of the dog at the withers, rounded to the nearest multiple of 2 inches. *See Jump Height Tables in APPENDIX A.* Handlers who choose to have their dogs jump more than the minimum required height will neither be penalized nor receive extra consideration.

The principal features of this exercise are that the dog go out over the jump, pick up the dumbbell and promptly return with it over the jump.

The orders are: "Throw it," "Send your dog," "Take it," and "Finish." This exercise will be performed in the same manner as the Retrieve on Flat, except that the dog will clear the high jump both going and coming. The handler will stand with the dog sitting in heel position at least 8 feet (or any reasonable distance beyond 8 feet) from the jump and will remain in the same spot throughout the exercise. On the judge's order the handler will throw the dumbbell at least 8 feet beyond the jump. (These 8-foot distances must be clearly marked.)

The stewards, based on the jump height listed, will pre-set the jumps. The judge will make certain the jump is at least the minimum required height for each dog and must also be aware that the jump may be set at a higher height if requested by the handler. Judges may, at their discretion, verify the height of any dog at the withers.

The high jump will be 5 feet wide and built to be set at a height of 4 inches and adjustable at 2-inch increments from 8 inches to 36 inches. The uprights of the high jump will be 4 feet high. In addition,

four 8-inch boards, one 4-inch board and one 2-inch board should be available for use. The jump will be a flat white. The height of each board will be indicated in black 2-inch numbers.

Judging Procedures *The judge must make certain that the handler throws the dumbbell at least 8 feet beyond the jump.*

Retrieve Over High Jump, Scoring. A dog that fails to go over the full height of the jump in either direction, that uses the jump for any aid in going over, or that returns over the jump without the dumbbell must receive a score of zero (0).

Depending on the circumstances, minor or substantial deductions will be made for a dog that touches the jump when going over it or for a dog that displays any hesitation or reluctance in jumping. All other penalties listed under the Retrieve on Flat apply.

Broad Jump. The principal features of this exercise are that the dog stay where left until directed to jump, that the dog clear the jump on a single command or signal, and that the dog return to its handler after it has jumped.

The orders are: "Leave your dog," "Send your dog," and "Finish."

The handler will stand with the dog sitting in the heel position at least 8 feet from the jump facing the lowest side of the lowest hurdle. (This 8-foot distance must be clearly marked.)

The judge will ask "Are you ready?" before giving the first order. On the judge's order the handler may give the command and/or signal to stay and go to a position facing the right side of the jump. Handlers may stand anywhere between the lowest edge of the first hurdle and the highest edge of the last hurdle with their toes about two (2) feet from the jump.

On the judge's order, the handler will give the command or signal to jump. While the dog is in midair, the handler will make a 90-degree pivot, but will remain in the same spot. The dog will clear the entire distance of the hurdles without touching them and, without further command or signal, immediately return to a sitting position in front of the handler, finishing as in the Novice Recall.

The broad jump will consist of four white telescoping hurdles, all about 8 inches wide. The largest hurdle will measure about 5 feet long and about 6 inches at the highest point. In the ring, they will be arranged in order of size, evenly spaced, covering a distance equal to twice the height of the high jump setting for each dog. Four hurdles will be used for a jump of 48 to 72 inches, three for 28 to 44 inches, two for a jump of 16 to 24 inches, and one for 8 inches. When decreasing the number of hurdles in the jump, the highest hurdle will be removed first. It is the judge's responsibility to see that the distance jumped by each dog is in accordance with these regulations.

Judging Procedures *A handler standing too close or too far from the side of the jump shall be required to move to the proper position.*

Broad Jump, Scoring. A dog that fails to stay until directed to jump, refuses the jump on the first command or signal, or steps on or between the hurdles must receive a score of zero (0).

Depending on the circumstances, minor or substantial deductions will be made for a dog that does not return directly to the handler, that displays any hesitation or reluctance in jumping, or that touches the jump. All applicable penalties listed under the Novice Recall shall apply.

Stand Stay – Get Your Leash. The principal feature of this exercise is that the dog stand and stay in position until the handler has returned to heel position.

The orders are: “Stand your dog,” “Leave your dog to get your leash,” and “Back to your dog.” The handler will stand with the dog sitting in heel position in a place designated by the judge, approximately 15 feet from the ring gate. The judge will ask “Are you ready?” before giving the first order. On the judge’s order, the handler will command and/or signal the dog to stand without touching the dog or the dog’s collar. The dog must stand but need not stand in heel position. On further order to “Leave your dog to get your leash,” the handler may give a command and/or signal to stay and will walk forward directly to the place outside the ring gate designated by the judge for the leash. The handler will pick up the leash, re-enter the ring, stop and wait for the judge’s order “Back to your dog.” The handler must return directly, walking around and in back of the dog to heel position. The dog must remain standing until the judge has said “Exercise finished.” The judge will tell the handler “Attach your leash to the collar and maintain control of your dog.” The handler is required to exit the ring gate with the dog under control and without jumping, pulling or tugging on the leash.

Judging Procedures *Prior to the start of judging, the judge will decide where the leash will be placed outside the ring on a chair or similar leash holder. The leash will be placed outside the ring by the steward after the dog and handler have entered the ring for judging. When positioning the dog and handler for this exercise, the judge should ensure that such positioning will permit the dog to keep the handler in its direct line of vision as the handler leaves and returns to the ring, and that the handler, when reentering the ring, is at least 15 feet away from the dog until ordered to return. During this exercise the judge must be in position to watch the dog and see the handler leave and return to the ring. Once the exercise is finished, the judge must watch the dog and handler exit the ring together.*

Stand Stay – Get Your Leash, Scoring. A score of zero (0) is required for a dog that does any of the following: Fails to stand on the first command and/or signal, moves a substantial distance away from the place it was where it was left, sits or lies down before the handler has returned to heel position, or repeatedly barks or whines.

Substantial deductions will be made for a dog that sits or lies down after the handler has returned to heel position and before the judge has said, “Exercise finished.”

Depending on the circumstances, minor or substantial deductions will be made for the dog that moves a short distance from where it was left, or that moves its feet repeatedly while remaining in place.

A substantial deduction, under Miscellaneous Penalties, must be made for a dog that does not remain under control while leaving the ring.

OPEN

Exercises and Scores. The exercises and maximum score in the Open class:

- | | |
|---|-----------|
| 1. Heel Free and Figure Eight | 40 points |
| 2. Command Discrimination
(Stand, Down, Sit) | 30 points |
| 3. Drop on Recall | 30 Points |
| 4. Retrieve on Flat | 20 points |
| 5. Retrieve over High Jump | 30 points |
| 6. Broad Jump | 20 points |
| 7. Stand Stay – Get Your Leash | 30 points |

Maximum Total Score **200 points**

Heel Free and Figure Eight, Performance and Scoring. This exercise will be performed in the same manner as the Novice Heel on Leash and Figure Eight exercise except that the dog will be off leash. Orders and scoring are the same as in Heel on Leash and Figure Eight.

Command Discrimination. The principal features of this exercise are the dog's correct response to the handler's commands and/or signals and that the dog stays until the handler returns to heel position. The orders are: "Leave your dog" and "Back to your dog." The judge must use signals for directing the handler to command and/or signal the dog to change position except for the first position and that order is: "Stand your dog".

The handler will stand with the dog sitting in heel position in a place designated by the judge. The judge will ask "Are you ready?" before giving the first order to "Stand your dog". The handler will give a command and/or signal for the dog to change position. On further order to "Leave your dog," the handler may give a command and/or signal to stay and will immediately walk forward 15 feet, turn, and face the dog. On the judge's signal, the handler will give a command and/or signal for the dog to down. The judge will then order "Leave your dog." The handler may give a command and/or signal to stay and will immediately turn around and walk forward an additional 15 feet, turn, and face the dog. On the judge's signal, the handler will give a command and/or signal for the dog to sit. The judge will then order "Back to your dog." The handler may give a command and/or signal to stay, and then must return directly, walking around and in back of the dog to heel position. The dog must stay in position without additional commands or signals until the handler has returned to heel position. The handler's hands and arms must hang naturally at the handler's side.

Judging Procedure: *This exercise may be performed in any area of the ring that is at least 40 feet in length. The 15-foot distances must be clearly marked. The judge must be positioned so that both the dog and handler are under continuous observation during the entire exercise. An excellent*

position for judging this exercise is at an adequate distance to the side and slightly to the rear of the dog.

Command Discrimination, Scoring. A dog that fails to obey the handler's first command and/or signal for each position or that does not stay until the handler returns to heel position must receive a score of zero (0).

Substantial deductions will be made for a dog that changes position after the handler has returned to heel position and before the judge has said "Exercise finished."

Minor or substantial deductions, up to a score of zero (0), will be made for the handler's hands and arms not hanging naturally at the handler's side. Depending on the extent, minor or substantial deductions, up to a score of zero (0), will be made for a dog that walks forward.

Drop on Recall. The principal features of this exercise, in addition to those listed under the Novice Recall, are the dog's prompt response to the handler's command or signal to drop and the dog's remaining in the down position until again called or signaled to come. The dog will be judged on the promptness of its response to the command or signal.

The orders are: "Leave your dog," "Call your dog," then give a clear signal to drop the dog, followed by "Call your dog" and "Finish."

The handler will stand with the dog sitting in the heel position in a place designated by the judge. The judge will ask "Are you ready?" before giving the first order. On the judge's order the handler may give a command and/or signal for the dog to stay in the sit position. The handler will walk forward to the other end of the ring, then turn, face the dog, and stand naturally. On the judge's order or signal, the handler will either command or signal the dog to come. The dog must come directly at a brisk trot or gallop. On the judge's arm or hand signal, the handler shall give the command or signal to drop, and the dog must drop immediately to a complete down position. The dog must remain down until the handler gives the command or signal to come when ordered by the judge. The dog completes the exercise as in the Novice Recall.

Drop on Recall, Scoring. A score of zero (0) must be given to any dog that does not drop completely to the down position on a single command or signal or to a dog that does not remain down until called or signaled.

Minor or substantial deductions, up to a score of zero (0), will be made for delayed or slow response to the handler's command or signal to drop and for slow response to either of the recalls. All applicable penalties listed under the Novice Recall shall apply.

Retrieve on Flat. The principal feature of this exercise is that the dog retrieve promptly.

The orders are: "Throw it," "Send your dog," "Take it," and "Finish." The handler will stand with the dog sitting in the heel position in a place designated by the judge. The judge will ask "Are you ready?" before giving the first order. On the judge's order "Throw it," the handler may give the command and/or signal to stay. If the handler does use a signal, that signal may not be given with the hand that is holding the dumbbell. After the dumbbell is thrown at least 20 feet, the judge will order the handler to "Send your dog." The retrieve should be performed at a brisk trot or gallop. The dog will go directly to the dumbbell and retrieve it, returning directly to the handler as in the Novice Recall without unnecessary mouthing or playing. On the judge's order to "Take it," the handler will give command or signal and take the dumbbell.

The finish will be performed as in the Novice Recall.

The dumbbell, which must be approved by the judge, will be made of one or more solid pieces of wood or non-wooden material similar in size, shape and weight to a wooden dumbbell. Metal dumbbells are not permitted. Dumbbells will not be hollowed out. They may be unfinished, coated with a clear finish or may be any color. They may not have decorations or attachments but may bear an inconspicuous mark for identification. The size of the dumbbell will be proportionate to the size of the dog. The judge will require the dumbbell to be thrown again before the dog is sent if it is thrown less than 20 feet, too far to one side or too close to the ring's edge.

Judging Procedures. *A judge should not place a dumbbell that is improperly thrown but should require the handler to throw the dumbbell again. A judge will not ask the handler's opinion when deciding whether a dumbbell is to be thrown again or not; it is the judge's sole responsibility to make this decision. Once the decision is made, the judge or steward will retrieve the dumbbell. Under no circumstances should the handler be penalized for a bad throw. Requiring the handler to re-throw the dumbbell signifies that the exercise is being restarted; therefore, the handler may pet, praise, and reposition the dog without penalty before the exercise is begun again. The retrieve, including the pickup, must be brisk and without hesitation. Once the exercise begins, the handler may not adjust their feet or position.*

Retrieve on Flat, Scoring. A dog must receive a score of zero (0) if it fails to go out on the first command or signal, goes to retrieve before the command or signal is given, fails to retrieve, or does not return with the dumbbell sufficiently close that the handler can easily take the dumbbell as described above. Minor or substantial deductions will be made for a dog's slowness in going out, returning, or picking up the dumbbell, not going directly to the dumbbell, unnecessary mouthing or playing with the dumbbell, and reluctance or refusal to release the dumbbell to the handler. Depending on the extent, minor or substantial deductions will be made for dropping the dumbbell. All other applicable penalties listed under the Novice Recall will apply.

Retrieve Over High Jump. The principal features of this exercise are that the dog go out over the jump, pick up the dumbbell and promptly return with it over the jump.

The orders are: "Throw it," "Send your dog," "Take it," and "Finish." This exercise will be performed in the same manner as the Retrieve on Flat, except that the dog will clear the high jump both going and coming. The handler will stand with the dog sitting in heel position at least 8 feet (or any reasonable distance beyond 8 feet) from the jump and will remain in the same spot throughout the exercise. On the judge's order the handler will throw the dumbbell at least 8 feet beyond the jump. (These 8-foot distances must be clearly marked.)

Jump heights shall be set in multiples of 2 inches with no dog jumping less than 4 inches or more than 36 inches. A jump height is determined by the height of the dog at the withers (see table in Appendix A for $\frac{3}{4}$ height of the dog jump heights). The actual height of the dog shall be rounded to the nearest multiple of 2 inches to determine the minimum jump height, with the exception of dogs eligible for the 4-inch jump height. Dogs eligible for the 4-inch jump height must be less than 7 $\frac{1}{2}$ inches at the withers. Handlers who choose to have their dogs jump more than the minimum required height will neither be penalized nor receive extra consideration.

The stewards, based on the jump height listed, will pre-set the jumps. The judge will make certain the jump is at least the minimum required height for each dog and must also be aware that the jump may be set at a higher height if requested by the handler. Judges may, at their discretion, verify the height of any dog at the withers.

The high jump will be 5 feet wide and built to be set at a height of 4 inches and adjustable at 2-inch increments from 8 inches to 36 inches. The uprights of the high jump will be 4 feet high. In addition, four 8-inch boards, one 4-inch board and one 2-inch board should be available for use. The jump will be a flat white. The height of each board will be indicated in black 2-inch numbers.

Judging Procedures *The judge must make certain that the handler throws the dumbbell at least 8 feet beyond the jump.*

Retrieve Over High Jump, Scoring. A dog that fails to go over the full height of the jump in either direction, that uses the jump for any aid in going over, or that returns over the jump without the dumbbell must receive a score of zero (0).

Depending on the circumstances, minor or substantial deductions will be made for a dog that touches the jump when going over it or for a dog that displays any hesitation or reluctance in jumping. All other penalties listed under the Retrieve on Flat apply.

Broad Jump. The principal features of this exercise are that the dog stay where left until directed to jump, that the dog clear the jump on a single command or signal, and that the dog return to its handler after it has jumped.

The orders are: "Leave your dog," "Send your dog," and "Finish."

The handler will stand with the dog sitting in the heel position at least 8 feet from the jump facing the lowest side of the lowest hurdle. (This 8-foot distance must be clearly marked.)

The judge will ask "Are you ready?" before giving the first order. On the judge's order the handler may give the command and/or signal to stay and go to a position facing the right side of the jump. Handlers may stand anywhere between the lowest edge of the first hurdle and the highest edge of the last hurdle with their toes about two (2) feet from the jump.

On the judge's order, the handler will give the command or signal to jump. While the dog is in midair, the handler will make a 90-degree pivot, but will remain in the same spot. The dog will clear the entire distance of the hurdles without touching them and, without further command or signal, immediately return to a sitting position in front of the handler, finishing as in the Novice Recall.

The broad jump will consist of four white telescoping hurdles, all about 8 inches wide. The largest hurdle will measure about 5 feet long and about 6 inches at the highest point. In the ring, they will be arranged in order of size, evenly spaced, covering a distance equal to twice the height of the high jump setting for each dog. Four hurdles will be used for a jump of 48 to 72 inches, three for 28 to 44 inches, two for a jump of 16 to 24 inches, and one for 8 inches. When decreasing the number of hurdles in the jump, the highest hurdle will be removed first. It is the judge's responsibility to see that the distance jumped by each dog is in accordance with these regulations.

Judging Procedures. *A handler standing too close or too far from the side of the jump shall be required to move to the proper position.*

Broad Jump, Scoring. A dog that fails to stay until directed to jump, refuses the jump on the first command or signal, or steps on or between the hurdles must receive a score of zero (0).

Depending on the circumstances, minor or substantial deductions will be made for a dog that does not return directly to the handler, that displays any hesitation or reluctance in jumping, or that touches the jump. All applicable penalties listed under the Novice Recall shall apply.

Stand Stay – Get Your Leash. The principal feature of this exercise is that the dog stand and stay in position until the handler has returned to heel position.

The orders are: “Stand your dog,” “Leave your dog to get your leash,” and “Back to your dog.” The handler will stand with the dog sitting in heel position in a place designated by the judge, approximately 15 feet from the ring gate. The judge will ask “Are you ready?” before giving the first order. On the judge’s order, the handler will command and/or signal the dog to stand without touching the dog or the dog’s collar. The dog must stand but need not stand in heel position. On further order to “Leave your dog to get your leash,” the handler may give a command and/or signal to stay and will walk forward directly to the place outside the ring gate designated by the judge for the leash. The handler will pick up the leash, re-enter the ring, stop and wait for the judge’s order “Back to your dog.” The handler must return directly, walking around and in back of the dog to heel position. The dog must remain standing until the judge has said “Exercise finished.” The judge will tell the handler “Attach your leash to the collar and maintain control of your dog.” The handler is required to exit the ring gate with the dog under control and without jumping, pulling or tugging on the leash.

Judging Procedures *Prior to the start of judging, the judge will decide where the leash will be placed outside the ring on a chair or similar leash holder. The leash will be placed outside the ring by the steward after the dog and handler have entered the ring for judging. When positioning the dog and handler for this exercise, the judge should ensure that such positioning will permit the dog to keep the handler in its direct line of vision as the handler leaves and returns to the ring, and that the handler, when reentering the ring, is at least 15 feet away from the dog until ordered to return. During this exercise the judge must be in position to watch the dog and see the handler leave and return to the ring. Once the exercise is finished, the judge must watch the dog and handler exit the ring together.*

Stand Stay – Get Your Leash, Scoring. A score of zero (0) is required for a dog that does any of the following: Fails to stand on the first command and/or signal, moves a substantial distance away from the place it was where it was left, sits or lies down before the handler has returned to heel position, or repeatedly barks or whines.

Substantial deductions will be made for a dog that sits or lies down after the handler has returned to heel position and before the judge has said, “Exercise finished.”

Depending on the circumstances, minor or substantial deductions will be made for the dog that moves a short distance from where it was left, or that moves its feet repeatedly while remaining in place.

A substantial deduction, under Miscellaneous Penalties, must be made for a dog that does not remain under control while leaving the ring.

GRADUATE OPEN

Graduate Open Exercises and Scoring.

- | | |
|---------------------------------|-----------|
| 1. Signal Exercise | 40 points |
| 2. Scent Discrimination | 30 points |
| 3. Directed Retrieve | 30 points |
| 4. Moving Stand and Examination | 30 points |
| 5. Go Out | 30 points |
| 6. Directed Jumping | 40 points |

Maximum Total Score

200 points

Prior to the start of judging, the judge will decide which jump will be performed and which glove retrieved. This information will not be disclosed to exhibitors until it is posted. The judge will designate the same jump and glove for each handler.

Jump Exercises. **The jump height is to be set at ½ the height of the dog at the withers, rounded to the nearest multiple of 2 inches. See Jump Height Tables in APPENDIX A.*

Signal Exercise. The principal features of this exercise are the ability of dog and handler to work as a team while heeling and the dog's correct response to the commands and/or signals to stand, stay, down, sit and come.

The orders are the same as in the Novice Heel on Leash, except for the judge's order to "Stand your dog." This order will only be given when the dog and handler are walking at a normal pace and will be followed by the order to "Leave your dog." The judge must use signals for directing the handler to command and/or signal the dog to down, sit, come (in that sequence) and to finish. Heeling will be done as in the Heel Free, except that handlers may use signals only and must not speak to their dogs at any time during this portion of the exercise. While the dog is heeling at one end of the ring, the judge will order the handler to "Stand your dog." On further order to "Leave your dog," the handler will command and/or signal the dog to stay, go at least ten (10) feet from the dog, then turn and face the dog. On the judge's signal, the handler will give a command and/or signal to down, sit, come and finish as in the Novice Recall.

A dog that fails to obey the handler's first command and/or signal to stand, stay, down, sit or come must receive a score of zero (0). Depending on the circumstances, minor or substantial deductions will be made for a dog that walks forward on the stand, down or sit portions of the exercise. The deduction could be up to a score of zero (0). All applicable penalties listed under the Heel on Leash and the Novice Recall (after the dog has been given the command and/or signal to come) exercises will apply.

Scent Discrimination. The exercise and scoring will be the same as in the Utility Scent Discrimination exercise except that there will only be four consisting of two (2) sets only. It is the handler's discretion as to which type of article is retrieved. The dog and handler will remain facing the articles and only one article will be retrieved.

Go Out. The principal features of this exercise are that the dog go away from the handler to the opposite end of the ring and stop as directed. The orders are: “Send your dog” and “Return to your dog.” The handler will stand with the dog sitting in the heel position facing the unobstructed end of the ring in the approximate center at any distance from about 20 feet beyond the jumps up to midway between the jumps. The judge will ask, “Are you ready?” before giving the first order. On the judge’s order the handler will command and/or signal the dog to go forward at a brisk trot or gallop to a point about 20 feet past the jumps in the approximate center of the ring. When the dog reaches this point, the handler will give a command to sit. The dog must stop and sit with its attention on the handler, but it need not sit squarely. On the judge’s order the handler will return to the heel position by walking around and in back of their dog.

A dog will receive a score of zero (0) if it: anticipates the handler’s command and/or signal to go out; fails to leave the handler; does not go out between the jumps; does not stop and remain at least 10 feet past the jumps without an additional command. Substantial deductions will be made for a dog that changes position after sitting or moves even a short distance after stopping. Minor or substantial deductions will be made for a dog that does not stop on command, that does not stop in the approximate center of the ring about 20 feet past the jumps, that does not sit, that receives an additional command to sit after the dog has stopped, or that anticipates the handler’s command to sit. Depending on the extent, minor or substantial deductions will be made for slowness in going out. All applicable penalties listed under the Novice Group exercises will apply.

Directed Jumping. The principal features of this exercise are that the dog stay where left, jump as directed, and return to the handler as in the Novice Recall. The orders are: “Leave your dog,” “Bar,” “High” and “Finish.” The handler will stand with the dog sitting in the heel position at the unobstructed end and in the center of the ring. The judge will ask, “Are you ready?” before giving the first order. On the judge’s order, the handler may command and/or signal the dog to stay, then walk to the far end of the ring and turn to face the dog and stand with the arms and hands hanging naturally. The judge will order either “Bar” or “High” for the jump, and the handler will command and/or signal the dog to return to the handler over that designated jump. While the dog is in midair, the handler may turn to face the dog as it returns. The dog will sit in front of the handler, and, on order from the judge, finish as in the Novice Recall. The dog will be sent over only one jump.

A dog will receive a score of zero (0) if it is given an additional command and/or signal to stay, if it moves from the place it was left or anticipates the handler’s command and/or signal to jump; fails to jump; returns over the wrong jump; knocks the bar off the uprights; or uses the top of any jump for aid in going over. Depending on the extent, minor or substantial deductions will be made for touching the jump, or for any hesitation in jumping. All applicable penalties of the Novice Recall exercise will apply.

Directed Retrieve. The exercise and scoring will be performed as the Utility Directed Retrieve exercise, except that no center glove is used.

Moving Stand and Examination. The exercise and scoring will be the same as in the Utility Moving Stand and Examination, except that the handler may pause or hesitate when giving the command and/or signal to stand.

PRE-UTILITY

Pre-Utility Exercises and Scores:

- | | |
|------------------------------------|-----------|
| 1. Signal Exercise | 40 points |
| 2. Scent Discrimination Article #1 | 30 points |
| 3. Scent Discrimination Article #2 | 30 points |
| 4. Directed Retrieve | 30 points |
| 5. Moving Stand and Exam | 30 points |
| 6. Directed Jumping* | 40 points |

Maximum Total Score **200 points**

**The jump height is to be set at ½ the height of the dog at the withers, rounded to the nearest multiple of 2 inches, see the Directed Jumping exercise for additional information).*

Prior to the start of judging, the judge will decide the glove number to be used. The glove number will not be disclosed to exhibitors until it is posted at the ring.

Signal Exercise. The principal features of this exercise are the ability of dog and handler to work as a team while heeling and the dog's correct response to the signals to stand, stay, down, sit and come. The handler will stand with the dog sitting in the heel position in a place designated by the judge. Orders are the same as in the Novice Heel on Leash, except for the judge's order to "Stand your dog." This order will only be given when the dog and handler are walking at a normal pace and will be followed by the order to "Leave your dog." The judge must use signals for directing the handler to signal the dog to down, sit, come (in that sequence) and to finish. Heeling will be done as in the Heel Free, except that handlers may use signals only and must not speak to their dogs at any time during this exercise. While the dog is heeling at one end of the ring, the judge will order the handler to "Stand your dog." On further order to "Leave your dog," the handler will signal the dog to stay, go to the other end of the ring, then turn and face the dog. On the judge's signal, the handler will give the signals to down, sit, come and finish as in the Novice Recall.

A dog that fails to obey the handler's first signal to stand, stay, down, sit or come or that receives a verbal command from the handler to do any of these parts of the exercise, must receive a score of zero (0). A substantial deduction will be made for any audible command during the heeling or finish portions of the exercise. Depending on the specific circumstances, minor or substantial deductions will be made for a dog that walks forward on the stand, down or sit portions of the exercise. The deduction could be up to a score of (0). All applicable penalties listed under the Heel on Leash and the Novice Recall (after the dog has been signaled to come) exercises will apply.

Scent Discrimination. The principal features of these exercises are the selection of the handler's article from among the other articles by scent alone and the prompt delivery of the correct article to the handler. In each of these two exercises, the dog must select and retrieve an article that has been handled by its handler. The dog must make this selection based on scent alone.

The orders are: "Take an article," "The taking of the article from the handler," "Send your dog," "Take it," and "Finish." The articles will be provided by the handler and will consist of two (2) sets only. The handler will choose which two (2) sets are to be used, metal, leather or wood. Each set of articles will be comprised of five identical objects, which may be items of everyday use. The size of the articles will be proportionate to the size of the dog. The metal set must be made entirely of rigid metal. The leather set must be made of leather. The wood set must be made of one or more solid pieces of wood. The articles may be unfinished, stained or dyed and must be designed so that only a minimum amount of fastening material is visible. The articles in each set will be legibly numbered with a different number and must be approved by the judge. The handler will present all ten articles to the judge, who will make a written note of the numbers of the two articles they have selected. These articles will be placed on a table or chair within the ring until the handler picks each up separately when ordered by the judge. The judge or steward will handle each of the remaining eight articles while randomly arranging them on the floor or ground about 6 inches apart. The closest article should be about 20 feet from the handler and dog. The judge must make sure that the articles are visible to both dog and handler and that they are far enough apart so that there will be no confusion of scent among articles. Handlers may choose to watch the articles being placed or face away. After the articles have been placed the handler will face away from the articles with the dog sitting in heel position. The judge will ask, "Are you ready?" before giving the first order. On the judge's order, "Take an article"; the scoring of the exercise will begin. The handler may give a command and/or signal to the dog to stay in the sit position, then take an article and return to heel position. The handler may use either article first, but must hand it to the judge immediately when ordered. The judge will make certain handlers scent each article with their hands only. Once the handler has returned to heel position with the article, the handler may talk to but not pet their dog. As the handler is scenting the article the judge will ask, "What method will you be using to send your dog?" The handler should respond with either "After a sit" or "Send directly." At this time, the handler may inform the judge the procedure will be the same for both articles. If not informed, the judge will ask the question again for the next article. The judge's taking of the article will be considered to be the second order. On the judge's order, the handler will place the article on the judge's book or worksheet. Without touching that article, the judge or steward will place it among the others. Once the judge takes the article from the handler, the handler is not permitted to talk to the dog. On order from the judge to "Send your dog," the handler has the option as to how the dog is sent. The handler may give the command or signal to heel and will turn in place; either right or left, to face the articles. The handler will come to a halt with the dog sitting in the heel position. The handler will then give the command or signal to retrieve. Or the handler may do a right about-turn, simultaneously giving the command or signal to retrieve. In this case, the dog should not assume a sitting position but must go directly to the articles. Handlers may give their scent by extending the palm of one hand in front of the dog's nose or gently touching the dog's nose, but the arm and hand must be returned to a natural position before they turn and face the articles. The dog should go directly to the articles at a brisk trot or gallop. It may take any reasonable time to select the correct article but must work continuously. After picking up the correct article, the dog will complete the exercise as in the Retrieve on Flat. This procedure will be followed for both articles. If a dog retrieves the wrong first article, that article and the correct one must be removed. They will be placed on the table or chair, and the next exercise will be done with one less article.

A dog that retrieves a wrong article or that does not complete the retrieve of the right article must receive a score of zero (0). If the "After a sit" method is used, anticipating the command to retrieve must receive a score of zero (0). If the "Send directly" method is used, any additional command to

retrieve must receive a score of zero (0). Depending on the circumstances, minor or substantial deductions will be made for a dog that is given an additional command and/or signal to stay, once the handler leaves the dog to take an article, that changes position while the handler is taking or scenting the article, or moves from the place where it was left. Similar deductions will be made for a handler petting the dog while scenting the article, for any roughness in giving their scent to the dog, not returning their arm and hand to a natural position after giving the scent and before turning, excessive motions when turning toward the articles, or for not turning in place or for talking to the dog after the judge has taken the article. Minor or substantial deductions will be made for a dog that is slow, that does not go directly to the articles, that does not work continuously, or for a handler who uses excessive motions when turning toward the articles. Similar deductions will be made for a dog that picks up the wrong article, even if it is immediately put down again. There should be no penalty for a dog that takes a reasonably long time examining the articles, provided it is working continuously. All applicable penalties listed under the Novice Recall and the Retrieve on Flat will apply.

Directed Retrieve. The principal features of this exercise are that the dog stay until directed to retrieve and that it completes the retrieve of the designated glove. The orders are: “One,” “Two,” or “Three,” “Take it,” and “Finish.” In this exercise the handler will provide three gloves that are predominately white. They must be open and must be approved by the judge. Handlers will stand with their backs to the unobstructed end of the ring midway between and in line with the jumps. The dog will be sitting in heel position. The judge or steward will drop the gloves across the end of the ring while the handler and dog are facing the opposite direction. One glove is dropped about 3 feet in from each corner, and the remaining glove is dropped in the center, about 3 feet from the end of the ring. The gloves will be designated “One,” “Two,” or “Three,” reading from left to right when the handler is facing the gloves. The judge will ask, “Are you ready?” before giving the first order. When the judge designates the glove by number, the handler will turn in place to face the glove, halting with the dog sitting in heel position. The handler may not touch the dog or reposition it. The handler will give the dog the direction to the designated glove with a single motion of the left hand and arm along the right side of the dog. Either simultaneously with or immediately following giving the direction, the handler must give a verbal retrieve command. The dog must then go directly to the glove, completing the exercise as in the Retrieve on Flat. Handlers may bend their bodies and knees as far as necessary to give the direction to the dogs but must then stand up in a natural position with their arms and hands hanging naturally at their sides. *The judge should be certain the gloves are visible to the smallest and largest dogs. The judge may point to the designated glove at the same time they give the order. The direction the handler turns is at the option of the handler, no matter which glove is designated, but the dog should maintain heel position throughout the turn and sit at heel when the turn is completed. Giving the direction to the dog must be done with a single motion. When the motion stops, the direction is completed.*

A score of zero (0) is required for any commands or signals to position the dog after the handler turns to face the glove, for a handler failing to give a verbal command to retrieve, for a dog that retrieves a wrong glove or that does not complete the retrieve of the designated glove. A substantial deduction, depending on the extent of the infraction, will be made for a handler who does not turn in place or does not face the designated glove. The substantial deduction may include a score of zero (0). All applicable penalties listed under the Novice Recall and the Retrieve on Flat will apply. Depending on the extent, a substantial deduction up to and including a score of zero (0) will be made for a handler who does not turn in place, does not face the designated glove, does not give the verbal command to retrieve simultaneously or immediately after giving the direction to retrieve, or for a dog that does not

go directly to the designated glove. All applicable penalties listed under the Heel Free, Novice Recall and the Retrieve on Flat will apply.

Moving Stand and Examination. The principal features of the exercise are that the dog heel, stand and stay as the handler moves away; accept the examination without shyness or resentment; and return to the handler on command. Orders for the exercise are: “Forward,” “Stand your dog,” and “Call your dog to heel.” The handler will stand with the dog sitting in heel position in a place designated by the judge. The judge will ask, “Are you ready?” before giving the first order. On the judge’s order the handler will command or signal the dog to heel. After the handler has proceeded about 10 feet, the judge will order “Stand your dog.” Without pausing, the handler will command and/or signal the dog to stand and continue forward about 10 to 12 feet. The handler will then turn either to the right or left to face the dog, which must stand and stay in position. The judge will approach the dog from the front to examine it. The exam will consist of the judge gently using both hands in a single smooth motion beginning at the sides of the dog’s neck, proceeding along the body and ending at the dog’s croup. The exam will not include the head, teeth, legs, testicles, or tail. On the judge’s order, the handler will command and/or signal the dog to return to the heel position. the handler will command and/or signal the dog to return to the heel position. The dog should return to heel position in a brisk manner.

This exercise may be judged from the side while the dog and handler are heeling and until the dog is to be examined.

A score of zero (0) is required for a dog that does any of the following: displays fear or resentment; moves from the place where it was left; sits or lies down before it is called; growls or snaps; repeatedly whines or barks; fails to heel, stand, stay, or accept the judge’s examination; or fails to return to the handler. Depending on the circumstances, minor or substantial deductions must be made for a dog that moves its feet repeatedly while remaining in place or for a dog that returns to the handler as defined in the Novice Recall but not to heel position. Depending on the extent of hesitation, minor or substantial deductions should be made for the handler who hesitates or pauses while giving the stand command and/or signal. All appropriate penalties of the Novice Heel Free, Stand for Examination and Recall exercises will apply.

Directed Jumping. The Directed Jumping exercise will be the same as in the Utility class, except that the jump height is to be set at ½ the height of the dog at the withers, rounded to the nearest multiple of 2 inches. See Jump Height Table for Pre, Graduate, and Versatility classes in APPENDIX A.

The actual height of the dog shall be rounded to the nearest multiple of 2 inches to determine the minimum jump height, with the exception of dogs eligible for the 4- and 18-inch jump heights. Dogs eligible for the 4-inch jump height must be 12 inches or less at the withers and all dogs over 34 inches are eligible for the 18-inch jump height. Handlers who choose to have their dogs jump more than the minimum required height will neither be penalized nor receive extra consideration.

Directed Jumping. The principal features of this exercise are that the dog goes away from the handler to the opposite end of the ring, stop, jump as directed, and return as in the Novice Recall. The orders are: “Send your dog,” “Bar,” “High” and “Finish.” The jumps will be placed midway in the ring at right angles to the longest sides of the ring about 18 to 20 feet apart. The judge must see that the jumps are set at the required height for each dog, as described in the Retrieve Over High Jump.

The handler will stand in the approximate center of the ring with the dog sitting in heel position, about 20 feet from the jumps and midway between them. The judge will ask “Are you ready?” before giving the first order. On the judge’s order from the judge, the handler will command and/or signal the dog to go forward at a brisk trot or gallop to a point about 20 feet past the jumps in the approximate center of the unobstructed end of the ring. When the dog reaches this point, the handler will give a command to sit. The dog must stop and sit with its attention on the handler, but it need not sit squarely. The judge will order either “Bar” or “High” for the first jump, and the handler will command and/or signal the dog to return to the handler over the designated jump. While the dog is in midair, the handler may turn to face the dog as it returns. The dog will sit in front of the handler and, on order from the judge, finish as in the Novice Recall. After the dog has returned to heel position, the judge will say, “Exercise finished.” When the dog is set up for the second half of this exercise, the judge will ask, “Are you ready?” before giving the order for the second part of the exercise. The same procedure will be followed for the second jump. It is optional which jump the judge first indicates, but both jumps must be included. The judge must not designate the jump until the dog has reached the far end of the ring. The height of the jumps and construction of the high jump will be the same as required in the Open classes. The bar jump will consist of a bar between 2 and 2½ inches square with the edges rounded to remove any sharpness. The bar will be flat black and white in alternate sections each about 3 inches wide. The bar will have the weight of wood. It will be supported by two unconnected 4-foot upright posts about 5 feet apart and built to be set at a height of 4 inches and must be adjustable for each 2 inches of height from 8 inches to 36 inches. The jump must be built so that the bar may be knocked off without affecting the uprights.

The jump height is to be set at ½ the height of the dog at the withers, rounded to the nearest multiple of 2 inches. The actual height of the dog shall be rounded to the nearest multiple of 2 inches to determine the minimum jump height, with the exception of dogs eligible for the 4- and 18-inch jump heights. Dogs eligible for the 4-inch jump height must be 12 inches or less at the withers and all dogs over 34 inches are eligible for the 18-inch jump height. Handlers who choose to have their dogs jump more than the minimum required height will neither be penalized nor receive extra consideration. See Jump Height Table for Pre, Graduate, and Versatility classes in APPENDIX A.

The judge should determine the 10-foot distance before beginning the class. The same sequence of jumps should be used for each dog.

A dog will receive a score of zero (0) if it: anticipates the handler’s command and/or signal to go out; fails to leave the handler; does not go out between the jumps; does not stop and remain at least 10 feet past the jumps without an additional command; anticipates the handler’s command and/or signal to jump; returns over the wrong jump; knocks the bar off the uprights; or uses the top of any jump for aid in going over. Minor or substantial deductions will be made for a dog that does not stop on command, that does not stop in the approximate center of the ring about 20 feet past the jumps, that does not sit, that receives an additional command to sit after the dog has stopped, or that anticipates the handler’s command to sit. Minor or substantial deductions, depending on the extent, will be made for slowness in going out, for touching the jumps, or for any hesitation in jumping. All applicable penalties of the Novice Recall exercises will apply.

UTILITY

Utility Exercises and Scores. The exercises, maximum scores and order of judging in the Utility class:

- | | |
|-------------------------------------|-----------|
| 1. Signal Exercise | 40 points |
| 2. Scent Discrimination Article # 1 | 30 points |
| 3. Scent Discrimination Article # 2 | 30 points |
| 4. Directed Retrieve | 30 points |
| 5. Moving Stand and Examination | 30 points |
| 6. Directed Jumping | 40 points |

Maximum Total Score

200 points

Signal Exercise. The principal features of this exercise are the ability of dog and handler to work as a team while heeling and the dog's correct response to the signals to stand, stay, down, sit and come. The handler will stand with the dog sitting in the heel position in a place designated by the judge. Orders are the same as in the Novice Heel on Leash, except for the judge's order to "Stand your dog." This order will only be given when the dog and handler are walking at a normal pace and will be followed by the order to "Leave your dog." The judge must use signals for directing the handler to signal the dog to down, sit, come (in that sequence) and to finish. Heeling will be done as in the Heel Free, except that handlers may use signals only and must not speak to their dogs at any time during this exercise. While the dog is heeling at one end of the ring, the judge will order the handler to "Stand your dog." On further order to "Leave your dog," the handler will signal the dog to stay, go to the other end of the ring, then turn and face the dog. On the judge's signal, the handler will give the signals to down, sit, come and finish as in the Novice Recall.

A dog that fails to obey the handler's first signal to stand, stay, down, sit or come or that receives a verbal command from the handler to do any of these parts of the exercise, must receive a score of zero (0). A substantial deduction will be made for any audible command during the heeling or finish portions of the exercise. Depending on the specific circumstances, minor or substantial deductions will be made for a dog that walks forward on the stand, down or sit portions of the exercise. The deduction could be up to a score of (0). All applicable penalties listed under the Heel on Leash and the Novice Recall (after the dog has been signaled to come) exercises will apply.

Scent Discrimination. The principal features of these exercises are the selection of the handler's article from among the other articles by scent alone and the prompt delivery of the correct article to the handler. In each of these two exercises, the dog must select and retrieve an article that has been handled by its handler. The dog must make this selection based on scent alone.

The orders are: "Take an article," "The taking of the article from the handler," "Send your dog," "Take it," and "Finish." The articles will be provided by the handler and will consist of two (2) sets only. The handler will choose which two (2) sets are to be used, metal, leather or wood. Each set of articles will

be comprised of five identical objects, which may be items of everyday use. The size of the articles will be proportionate to the size of the dog. The metal set must be made entirely of rigid metal. The leather set must be made of leather. The wood set must be made of one or more solid pieces of wood. The articles may be unfinished, stained or dyed and must be designed so that only a minimum amount of fastening material is visible. The articles in each set will be legibly numbered with a different number and must be approved by the judge. The handler will present all ten articles to the judge, who will make a written note of the numbers of the two articles they have selected. These articles will be placed on a table or chair within the ring until the handler picks each up separately when ordered by the judge. The judge or steward will handle each of the remaining eight articles while randomly arranging them on the floor or ground about 6 inches apart. The closest article should be about 20 feet from the handler and dog. The judge must make sure that the articles are visible to both dog and handler and that they are far enough apart so that there will be no confusion of scent among articles. Handlers may choose to watch the articles being placed or face away. After the articles have been placed the handler will face away from the articles with the dog sitting in heel position. The judge will ask, "Are you ready?" before giving the first order. On the judge's order, "Take an article"; the scoring of the exercise will begin. The handler may give a command and/or signal to the dog to stay in the sit position, then take an article and return to heel position. The handler may use either article first, but must hand it to the judge immediately when ordered. The judge will make certain handlers scent each article with their hands only. Once the handler has returned to heel position with the article, the handler may talk to but not pet their dog. As the handler is scenting the article the judge will ask, "What method will you be using to send your dog?" The handler should respond with either "After a sit" or "Send directly." At this time, the handler may inform the judge the procedure will be the same for both articles. If not informed, the judge will ask the question again for the next article. The judge's taking of the article will be considered to be the second order. On the judge's order, the handler will place the article on the judge's book or worksheet. Without touching that article, the judge or steward will place it among the others. Once the judge takes the article from the handler, the handler is not permitted to talk to the dog. On order from the judge to "Send your dog," the handler has the option as to how the dog is sent. The handler may give the command or signal to heel and will turn in place; either right or left, to face the articles. The handler will come to a halt with the dog sitting in the heel position. The handler will then give the command or signal to retrieve. Or the handler may do a right about-turn, simultaneously giving the command or signal to retrieve. In this case, the dog should not assume a sitting position but must go directly to the articles. Handlers may give their scent by extending the palm of one hand in front of the dog's nose or gently touching the dog's nose, but the arm and hand must be returned to a natural position before they turn and face the articles. The dog should go directly to the articles at a brisk trot or gallop. It may take any reasonable time to select the correct article but must work continuously. After picking up the correct article, the dog will complete the exercise as in the Retrieve on Flat. This procedure will be followed for both articles. If a dog retrieves the wrong first article, that article and the correct one must be removed. They will be placed on the table or chair, and the next exercise will be done with one less article.

A dog that retrieves a wrong article or that does not complete the retrieve of the right article must receive a score of zero (0). If the "After a sit" method is used, anticipating the command to retrieve must receive a score of zero (0). If the "Send directly" method is used, any additional command to retrieve must receive a score of zero (0). Depending on the circumstances, minor or substantial deductions will be made for a dog that is given an additional command and/or signal to stay, once the handler leaves the dog to take an article, that changes position while the handler is taking or scenting the article, or moves from the place where it was left. Similar deductions will be made for a handler

petting the dog while scenting the article, for any roughness in giving their scent to the dog, not returning their arm and hand to a natural position after giving the scent and before turning, excessive motions when turning toward the articles, or for not turning in place or for talking to the dog after the judge has taken the article. Minor or substantial deductions will be made for a dog that is slow, that does not go directly to the articles, that does not work continuously, or for a handler who uses excessive motions when turning toward the articles. Similar deductions will be made for a dog that picks up the wrong article, even if it is immediately put down again. There should be no penalty for a dog that takes a reasonably long time examining the articles, provided it is working continuously. All applicable penalties listed under the Novice Recall and the Retrieve on Flat will apply.

Directed Retrieve. The principal features of this exercise are that the dog stay until directed to retrieve and that it completes the retrieve of the designated glove. The orders are: “One,” “Two,” or “Three,” “Take it,” and “Finish.” In this exercise the handler will provide three gloves that are predominately white. They must be open and must be approved by the judge. Handlers will stand with their backs to the unobstructed end of the ring midway between and in line with the jumps. The dog will be sitting in heel position. The judge or steward will drop the gloves across the end of the ring while the handler and dog are facing the opposite direction. One glove is dropped about 3 feet in from each corner, and the remaining glove is dropped in the center, about 3 feet from the end of the ring. The gloves will be designated “One,” “Two,” or “Three,” reading from left to right when the handler is facing the gloves. The judge will ask, “Are you ready?” before giving the first order. When the judge designates the glove by number, the handler will turn in place to face the glove, halting with the dog sitting in heel position. The handler may not touch the dog or reposition it. The handler will give the dog the direction to the designated glove with a single motion of the left hand and arm along the right side of the dog. Either simultaneously with or immediately following giving the direction, the handler must give a verbal retrieve command. The dog must then go directly to the glove, completing the exercise as in the Retrieve on Flat. Handlers may bend their bodies and knees as far as necessary to give the direction to the dogs but must then stand up in a natural position with their arms and hands hanging naturally at their sides.

The judge should be certain the gloves are visible to the smallest and largest dogs. The judge may point to the designated glove at the same time they give the order. The direction the handler turns is at the option of the handler, no matter which glove is designated, but the dog should maintain heel position throughout the turn and sit at heel when the turn is completed. Giving the direction to the dog must be done with a single motion. When the motion stops, the direction is completed.

A score of zero (0) is required for any commands or signals to position the dog after the handler turns to face the glove, for a handler failing to give a verbal command to retrieve, for a dog that retrieves a wrong glove or that does not complete the retrieve of the designated glove. A substantial deduction, depending on the extent of the infraction, will be made for a handler who does not turn in place or does not face the designated glove. The substantial deduction may include a score of zero (0). All applicable penalties listed under the Novice Recall and the Retrieve on Flat will apply. Depending on the extent, a substantial deduction up to and including a score of zero (0) will be made for a handler who does not turn in place, does not face the designated glove, does not give the verbal command to retrieve simultaneously or immediately after giving the direction to retrieve, or for a dog that does not go directly to the designated glove. All applicable penalties listed under the Heel Free, Novice Recall and the Retrieve on Flat will apply.

Moving Stand and Examination. The principal features of the exercise are that the dog heel, stand and stay as the handler moves away; accept the examination without shyness or resentment; and return to the handler on command. Orders for the exercise are: “Forward,” “Stand your dog,” and “Call your dog to heel.” The handler will stand with the dog sitting in heel position in a place designated by the judge. The judge will ask, “Are you ready?” before giving the first order. On the judge’s order the handler will command or signal the dog to heel. After the handler has proceeded about 10 feet, the judge will order “Stand your dog.” Without pausing, the handler will command and/or signal the dog to stand and continue forward about 10 to 12 feet. The handler will then turn either to the right or left to face the dog, which must stand and stay in position. The judge will approach the dog from the front to examine it. The exam will consist of the judge gently using both hands in a single smooth motion beginning at the sides of the dog’s neck, proceeding along the body and ending at the dog’s croup. The exam will not include the head, teeth, legs, testicles, or tail. On the judge’s order, the handler will command and/or signal the dog to return to the heel position. the handler will command and/or signal the dog to return to the heel position. The dog should return to heel position in a brisk manner.

This exercise may be judged from the side while the dog and handler are heeling and until the dog is to be examined.

A score of zero (0) is required for a dog that does any of the following: displays fear or resentment; moves from the place where it was left; sits or lies down before it is called; growls or snaps; repeatedly whines or barks; fails to heel, stand, stay, or accept the judge’s examination; or fails to return to the handler. Depending on the circumstances, minor or substantial deductions must be made for a dog that moves its feet repeatedly while remaining in place or for a dog that returns to the handler as defined in the Novice Recall but not to heel position. Depending on the extent of hesitation, minor or substantial deductions should be made for the handler who hesitates or pauses while giving the stand command and/or signal. All appropriate penalties of the Novice Heel Free, Stand for Examination and Recall exercises will apply.

Directed Jumping. The principal features of this exercise are that the dog goes away from the handler to the opposite end of the ring, stop, jump as directed, and return as in the Novice Recall. The orders are: “Send your dog,” “Bar,” “High” and “Finish.” The jumps will be placed midway in the ring at right angles to the longest sides of the ring about 18 to 20 feet apart. The judge must see that the jumps are set at the required height for each dog.

Jump heights shall be set in multiples of 2 inches with no dog jumping less than 4 inches or more than 36 inches. A jump height is determined by the height of the dog at the withers (see table in Appendix A for $\frac{3}{4}$ height of the dog jump heights). The actual height of the dog shall be rounded to the nearest multiple of 2 inches to determine the minimum jump height, with the exception of dogs eligible for the 4-inch jump height. Dogs eligible for the 4-inch jump height must be less than 7 1/2 inches at the withers. Handlers who choose to have their dogs jump more than the minimum required height will neither be penalized nor receive extra consideration.

The handler will stand in the approximate center of the ring with the dog sitting in heel position, about 20 feet from the jumps and midway between them. The judge will ask “Are you ready?” before giving the first order. On the judge’s order, the handler will command and/or signal the dog to go forward at a brisk trot or gallop to a point about 20 feet past the jumps in the approximate center of the unobstructed end of the ring. When the dog reaches this point, the handler will give a command to sit. The dog must stop and sit with its attention on the handler, but it need not sit squarely. The judge will order either “Bar” or “High” for the first jump, and the handler will command and/or signal the dog to

return to the handler over the designated jump. While the dog is in midair, the handler may turn to face the dog as it returns. The dog will sit in front of the handler and, on order from the judge, finish as in the Novice Recall. After the dog has returned to heel position, the judge will say, "Exercise finished." When the dog is set up for the second half of this exercise, the judge will ask, "Are you ready?" before giving the order for the second part of the exercise. The same procedure will be followed for the second jump. It is optional which jump the judge first indicates, but both jumps must be included. The judge must not designate the jump until the dog has reached the far end of the ring. The height of the jumps and construction of the high jump will be the same as required in the Open classes. The bar jump will consist of a bar between 2 and 2½ inches square with the edges rounded to remove any sharpness. The bar will be flat black and white in alternate sections each about 3 inches wide. The bar will have the weight of wood. It will be supported by two unconnected 4-foot upright posts about 5 feet apart and built to be set at a height of 4 inches and must be adjustable for each 2 inches of height from 8 inches to 36 inches. The jump must be built so that the bar may be knocked off without affecting the uprights.

The judge should determine the 10-foot distance before beginning the class. The same sequence of jumps should be used for each dog.

A dog will receive a score of zero (0) if it: anticipates the handler's command and/or signal to go out; fails to leave the handler; does not go out between the jumps; does not stop and remain at least 10 feet past the jumps without an additional command; anticipates the handler's command and/or signal to jump; returns over the wrong jump; knocks the bar off the uprights; or uses the top of any jump for aid in going over. Minor or substantial deductions will be made for a dog that does not stop on command, that does not stop in the approximate center of the ring about 20 feet past the jumps, that does not sit, that receives an additional command to sit after the dog has stopped, or that anticipates the handler's command to sit. Minor or substantial deductions, depending on the extent, will be made for slowness in going out, for touching the jumps, or for any hesitation in jumping. All applicable penalties of the Novice Recall exercises will apply.

VETERANS/MODIFIED

This is a 4-H only class created to allow 4-H members with dogs who are elderly or in some way physically unable to meet the demands of upper level Obedience classes. To enter this class, the member has received permission from their club leader.

Veterans/Modified Exercises and Scores. The exercises, maximum scores and order of judging in the Utility class:

- | | |
|---------------------------|-----------|
| 1. Heel Free and Figure 8 | 40 points |
| 2. Drop on Recall | 30 points |
| 3. Optional Exercise | 50 points |
| 4. Long Stand | 30 points |
| 5. Long Sit | 25 points |
| 6. Long Down | 25 points |

Maximum Total Score **200 points**

Heel Free and Figure 8. These exercises are to be performed and scored as in the Open class.

Drop on Recall. This exercise is to be performed and scored as in the Open class.

Optional Class. Before the class begins, the handler must choose one exercise from this list:

1. **Signal Exercise.** This exercise is to be performed and scored as in the Utility class.
2. **Scent Discrimination.** This exercise is to be performed and scored as in the Utility class.
3. **Directed Retrieve.** This exercise is to be performed and scored as in the Utility class.
4. **Moving Stand and Exam.** This exercise is to be performed and scored as in the Utility class.
5. **Retrieve on Flat.** This exercise is to be performed and scored as in the Open class.

Long Stand. This is an **individual** exercise performed in a similar manner to the Stand for Examination in the Novice class. The judge will ask the handler "Are you ready?" and then will order the handler to stand their dog. Once **the handler has** stood their dog, the judge will order "Leave your dog" upon which the handler will proceed away from their dog 15 feet and face their dog. The judge will then examine **the** dog in a manner as in the Novice Stand for Examination. After one minute, or after **the dog has** been examined (whichever is longer). The judge will order the handler "Back to your dog" and then "Exercise Finished". All applicable deductions for the Novice Stand for Examination exercise shall apply.

Long Sit. This exercise will be performed and scored as in the Novice Class. The Long Sit will be performed with a 6 foot lead attached to the dog.

Long Down. This exercise will be performed and scored as in the Novice Class except that the time will be for one minute. The Long Down will be performed with a 6 foot lead attached to the dog.

OBEDIENCE JUDGES' GUIDELINES

Judges are expected to conduct themselves in accordance with the guidelines in this booklet. Failure to comply with these guidelines may result in removal of the judge from consideration to judge future 4-H events.

PURPOSE

Obedience trials are a sport, and all participants should be guided by the principles of good sportsmanship both in and out of the ring. Obedience trials demonstrate the dog's ability to follow specified routines in the obedience ring and emphasize the usefulness of the dog as a companion to man. All contestants in a class are required to perform the same exercises in substantially the same way so that the relative quality of the various performances may be compared and scored. The basic objective of obedience trials, however, is to recognize dogs that have been trained to behave in the home, in public places and in the presence of other dogs in a manner that will reflect credit on the sport of obedience at all times and under all conditions. The performance of dog and handler in the ring must be accurate and correct according to these regulations. It is also essential that the dog demonstrate willingness and enjoyment while it is working and that a smooth and natural handler be given precedence over a handler moving with military precision and using harsh commands.

Remember, You Make it Work! As an obedience judge, you are an essential part of the fancy. The obedience trial system needs your dedication and expertise in order to function properly. This booklet is designed as an easy-to-use guide for all 4-H judges. We believe it will make it easier for you to do your job and contribute to the sport of obedience. You should be thoroughly familiar with this guide, as well as all of the 4-H Dog Project rules if you have accepted a request to judge any 4-H Obedience class or classes.

This booklet cannot cover all situations; nor can it substitute for common sense. Whenever you have a question about judging procedure or conduct, please email dogjudges@4h.wsu.edu. When at a trial, the dog project superintendent or trial chair is the first person to whom you should turn to discuss questions having to do with your judging.

YOUR RESPONSIBILITIES AS A JUDGE

Judges must understand their responsibilities to the sport.

Responsibility to Exhibitors. ~~Each exhibitor has paid an entry fee for the purpose of competing and having their dog's performance evaluated.~~ Judges are expected to be friendly and courteous to all who enter the ring. ~~Without exhibitors, there would be no trials. For every experienced exhibitor there are many newcomers. The future of this sport is in the hands of the novice.~~ After a judge completes an assignment ~~and has turned in the judge's book,~~ it is appropriate for the judge to discuss an individual dog's performance with the handler, if the handler requests this information. However, a judge should never continue a conversation with an angry or aggressive person.

Responsibility to Spectators. Spectators form their opinion of the sport through seeing the actions of the judge, the handler and the dog. Care must be taken to avoid any action that might reflect poorly

on the sport. Judges should work to maintain spectator appeal in the sport while keeping foremost in mind the welfare and convenience of the exhibitor and the dog.

Responsibility to the Sport. Approval to judge carries with it the full endorsement of the Washington State 4-H Dog Project. Whether judging at a ~~licensed trial or sanctioned match~~ local, county or state trial or engaging in any dog-related activity, judges must be cognizant of their responsibility to the sport. Judges must never ignore or condone any type of abuse of a dog at any time. All judges are expected to take appropriate action when witnessing such conduct.

As a judge, you are required to meet these key criteria:

- **Knowledge.** Through experience and continuing study, you must demonstrate sound knowledge of the dogs you evaluate and score. Good judges never stop learning about the sport of obedience.
- **Procedure.** You must demonstrate sound judging procedure and ring control, plus a thorough knowledge of the WASHINGTON STATE 4-H DOG PROJECT *Rules* and the *Obedience Judges' Guidelines*. Good procedure is essential. With it, a judge will inspire the confidence of exhibitors and spectators.
- **Impartiality.** It is essential that exhibitors have full faith in the impartiality and competence of judges. There is no room for even the suggestion that anything other than the work of the dogs in the ring is involved in your decisions.

ETHICS: HONESTY PLUS COMMON SENSE

You must possess and project an unwavering air of integrity and ethical behavior that maintains the reputation of WASHINGTON STATE 4-H DOG PROJECT Obedience trials as being fair and properly judged. With common sense, judges can easily avoid situations that might raise ethical questions. Judges are presumed to be honest, competent and dedicated. Nevertheless, it is all too easy to find yourself in uncomfortable or even inappropriate situations. These guidelines cannot cover every situation. They can, however, help you avoid improprieties or perceived improprieties.

Be aware that in 4-H you will be judging youth from ages 9 to 19. Most of these youth will be exhibiting their family dogs and many will have mentors who may have never trained a dog themselves nor even observed a “real” obedience trial. While the rules must be followed for scoring, kindness and patience should be the rule of the day. The youth member may not grasp your instructions right away and you may need to restate your instructions in simpler terms. Some very young members may even be confused which is “right:” and which is “left”. ~~The age and maturity level of each exhibitor should be taken into account when considering things like additional commands, body language and the like.~~

Some ethical rules are clear. ~~For example:~~

- ~~Never accept any payments or presents for past or future placements.~~
- ~~Advise potential exhibitors not to enter under you when their presence or the presence of their dogs might give the impression of unfair advantage, such as a person with whom you own dogs, wholly or in part, dogs that have been regularly trained or instructed by you, your employer, your employee, or a relative.~~

~~These are only examples.~~ The key is to avoid situations that might give the impression of impropriety. The WASHINGTON STATE 4-H DOG PROJECT recognizes you cannot control who enters. This does not diminish the importance of appearances. Everything possible must be done to keep your reputation above reproach.

BEWARE OF THOSE GRAY AREAS

Judges are often singled out for critical observation by exhibitors. Keep in mind that a perfectly innocent action or discussion can be misconstrued.

ACCEPTING ASSIGNMENTS

Judges should understand that upon acceptance of an invitation, they are committing themselves to the trial-giving club for the entire day. ~~Their travel plans should not be predicated on arriving late or on leaving early to get transportation home or to another show. Judges should not ask clubs or superintendents to arrange judging programs to accommodate their travel plans. Judges should not travel to or from trials or stay with anyone who is likely to be exhibiting or handling under them.~~

SICKNESS & FITNESS TO JUDGE

Fitness to Judge. An obedience judge must be capable of performing the functions necessary to properly evaluate the dogs. This means judges must have:

- The maneuverability to negotiate a ring, indoors and out, with or without mechanical assistance, i.e., a wheelchair, crutches, or a cane.
- The flexibility to examine and measure dogs and the retrieval of articles, where applicable.
- The dexterity to move at a sufficient speed to adhere to the schedule of the trial-giving group.
- Normal vision (correctable by eyeglasses or contact lenses), i.e., be able to judge dogs at a distance.
- The capability to complete all the necessary paperwork.

Sickness. Judges are expected to be physically fit. If you find you cannot fulfill an assignment because of illness or other serious occurrence, immediately notify the trial secretary and/or superintendent and the trial chairperson by telephone, overnight letter, telegram, e-mail or fax. If you are delayed in route to a show, make every effort to contact the trial secretary or superintendent's office immediately. When judges can no longer properly perform the duties of a judge because of physical difficulties, they do the position and the sport a disservice by continuing to accept assignments.

Rules. The rules are the basic guide to judging but do not contain explicit directions for every possible situation and only list the more common and serious faults. They clearly define the exercises, their order and the standards by which they are to be judged. The rules set the standard of perfection by which the performance of each dog is scored and give the judge little choice in deciding how an exercise is to be performed. They require that judges fulfill their responsibility by making competent decisions based on a mental picture of the perfect performance. The knowledge gained from studying the rules, exhibiting and attending obedience seminars, and putting this knowledge into practice will permit a judge to make practical the principles of sound judging. Judges are given full discretionary authority within the framework of the rules. Judges must exercise this authority impartially. Judges are required to make their own decisions and to accept the responsibility this implies. If a decision depends on the exact wording of the rules, the judge is expected to look up the

specific regulation prior to making the decision. A judge may not discard, modify or require anything not specified in the rules. Scores for each exercise must be amply justified by the performance of dog and handler. The owner of any dog that receives a deserved score of 190 points has reason to be very proud of the dog. A score of 170 points should indicate a very creditable performance and fully justify the awarding of the appropriate ribbon. A score of 200 points is possible, but it is extremely rare when the requirements of the rules are followed. It is a normal occurrence for a dog and handler to earn a perfect score on one or two of the exercises, but it is very rare for a judge to have the privilege of observing and scoring a dog and handler who perform perfectly all the exercises in a class.

PREPARATION PRIOR TO JUDGING

Be on Time. Be at your ring at least 30 to 45 minutes before your judging time. Upon arrival, report immediately to the superintendent or trial secretary.

Avoid Contacts. Do not discuss the merits of the dogs to be judged, or talk at length with anyone who may be exhibiting under you. When you have completed all assignments for a trial, then such contact is permissible. But be prudent. Your friends, if they are considerate, should be discreet in making conversation with you prior to judging. It is your responsibility to remind them to do so.

Proper Dress. It is important for a judge to maintain a proper and professional appearance. The judge is in the ring to do a job, not to be the center of attention because of outlandish dress or bizarre behavior.

Check the Ring. Prior to the scheduled time for judging, the judge inspects the ring. Size shall be determined by the judge pacing the ring. If outdoors, the ring should be about 40 by 50 feet, and the grass should be cut short. Indoor rings should be about 40 by 50 feet. Indoor rings for Novice or Open may not be less than about 30 by 40 feet, and indoor Utility rings may not be less than about 35 by 50 feet. In Open and Utility classes, the jumps are measured by the judge to make sure they meet the requirements of the rules. A deviation of up to one-half inch is considered a minor change and is acceptable. If the jumps are made of a material other than wood, they must meet all the requirements of the rules, including weight and flat finish. Having checked the jumps, the judge will place the jumps in the ring, giving special attention to lighting and ring enclosures, and make an observation from a dog's line of sight. For Utility classes, the jumps shall be midway in the ring, at right angles to the longest sides of the ring and about 18 to 20 feet apart. If mats are placed under the jumps, they should be at least 4 feet in width. If there are ring or equipment deficiencies, the judge shall bring them to the attention of the trial secretary or superintendent so that they may be corrected in accordance with the provisions of the rules. If the deficiencies cannot be corrected quickly, the judge will proceed to judge the class, under the deficient conditions. In extreme cases, where the deficiencies, in the opinion of the judge, are of such major proportion as to seriously affect the dog's performance or safety, the judge will give each handler the option of not competing. Under no condition may a judge refuse to judge a class.

Stewards. The judge shall review with the stewards their duties and the manner in which they are to be performed. Stewards are to be instructed that they are in the ring only to assist the judge. Any request from an exhibitor for special consideration must be directed to the judge. **Guidelines**

PROCEDURES IN THE RING

Judging the Dogs. The judge has absolute control and unquestioned authority over all persons and dogs in the ring. With this authority comes the responsibility to be courteous and considerate. Be as systematic in your ring procedure from dog to dog as conditions permit. A judge's comments, other than orders to the handler of a dog, shall be limited to a brief greeting, instructions on positioning the dog, and instructions covering the group exercises. A judge will never ask handlers about club affiliations, their opinions or about their dogs' past performances. The actual judging procedure may vary from judge to judge, but performance requirements must remain the same. Position is important for two reasons: first, to establish consistency of judging in the minds of exhibitors and spectators and, second, to properly evaluate the dog and handler. Being in the right position to observe a dog's performance is essential. There is no perfect position, but this does not mean that some positions are not better than others. All dogs shall be viewed from the same relative position. When viewing the dog and handler from the side, try to observe from the dog's side without the handler between you and the dog. Handlers should expect and train for a reasonable amount of movement by the judge while the dog is working. Judges must not move quickly toward a dog as it is moving, stand closely behind a dog, or follow a heeling dog too closely. Judges shall always be in a position to see both the dog and handler at the same time without having to turn their heads. Judges shall stand with their attention on the dogs and handlers during group exercises. During the Open group exercises, judges shall be in a position to see both the dogs and the handlers as they leave and enter the ring. Fronts and finishes are to be judged from a position in front of the handler. The judging of an exercise normally begins when the judge gives the first order, except for the unusual circumstances as stated in the *Rules*. Corrections, loud repeated directions, a harsh tone of voice toward the dog to get it into position, and handling the dog at any time in the ring between exercises (other than gently guiding a dog by the collar in the Novice classes) is to be substantially penalized under Miscellaneous Penalties.

Philosophy of Scoring.

Natural Manner. The rules place emphasis on handling that appears natural. The Heel on Leash and Figure Eight exercise specifically states that the hands must be in a natural position but do not require that they be at the handler's side while heeling on leash. It is up to each judge to decide when, and to what extent, the performance of any particular handler is lacking in naturalness and when the hands of the handler are not in a natural position. A judge is expected to penalize a handler if, in the judge's opinion, the handler's manner or handling is unnatural. On the other hand, no judge should consider that a handler is unnatural just because they do not perform with the hands and arms in the same position for each exercise. Any motion that the judge considers to aid the dog's performance should be penalized.

Collars. Dogs in the obedience ring must wear a properly fitted collar approved by the judge. No special training collars, such as electronic collars or prong collars will be permitted. Nothing may be hanging from the collars. No dog may enter the ring, either for judging or for awards, with unacceptable equipment. Handlers are not permitted to wear such things as waist packs/pouches or any item that, in the judge's opinion, appears to be a training device or aid.

Excusal. The rules cover excusal of a dog and its handler. A dog must be immediately excused if it attacks or attempts to attack a person or another dog in the ring or while waiting in line up for group exercised. The superintendent or person in charge of the event must be immediately notified if the dog is excused for aggressive behavior.

Guidelines

A dog that is lame in the ring may not compete in that class and shall not be judged, if in the opinion of the judge the lameness is a result of an injury and that the dog is in pain or may suffer further injury if it continues in the class. It is the sole responsibility of the judge to determine whether the dog is lame.

The judge must excuse from the class as “unfit to compete” any dog that demonstrates sickness, such as vomiting, in the ring.

A dog that relieves itself in the ring may be excused at the judge’s option. In any case the judge must give a zero score for that exercise. A judge may permit a handler to remove the dog from the ring and then return and resume the exercise if it appears that the dog might foul the ring, but in that case the judge must consider that if such permission had not been given the ring would have probably been fouled. Therefore, the dog shall be considered as having relieved itself and the exercise scored accordingly.

Measuring. In the Open and Utility classes judges may, at their discretion, verify the height of the dog at the withers as it is brought into the ring. Withers, as defined in the glossary of the rules, are the highest point of the dog’s shoulder. The measurement is made using an ordinary folding ruler or steel tape that may be calibrated to show the correct jump height. Nothing may be attached to determine level position. No other measuring device is required or acceptable in the ring. The ruler or tape is held by the judge. Measurements made by the judge are final and are not subject to verification.

Misbehavior. A dog that demonstrates uncontrolled behavior must be penalized according to the seriousness of the misbehavior. There is no reference in the rules to leaving the ring. Nor is it mandatory to award a score of zero (0) to a dog that leaves the ring. If a dog is working smartly and continuously but goes outside a ring boundary while completing an exercise (as opposed to a dog that bolts out of the ring or leaves the ring between exercises), the penalty, if any, is left to the discretion of the judge.

Heeling Pattern. Having set up the ring, the judge must determine the exact heeling pattern to be used. The pattern should be shown to the first handler in the class. The same pattern should be maintained as far as practicable for each competing dog. This is a foundation exercise, and it determines the standards for all exercises in which the dog is heeling. In scoring this exercise, judges shall accompany the handler at a discreet distance so that they can observe any signals or commands given by the handler to the dog. The judge must do so without interfering with either dog or handler. The judge should attempt to be in a position during the course of the exercise so that the dog and the handler may be observed from the rear, front, and side. The minimum heeling requirements for any class are normal heeling, a fast, a slow, a left turn, a right turn, an about turn, a halt, and a sit. Dogs receiving an extra command during heeling will receive a substantial deduction for the extra command. Subsequent additional commands could indicate the dog is not under control and is not working with the handler as a team. The judge must determine whether the dog should receive a score of zero (0) for heeling based on the overall performance of the dog and handler during the entire exercise. The heeling patterns should not be in the area of the table and/or gate and should have only one element of an exercise on a leg. (For example, there shall not be a halt and a slow on the same leg of an exercise.) A fast should always be on a long dimension of the ring; slow

may be either on the short or long dimension of the ring. The fast and slow shall be of significant length, not just several steps. No pattern shall have more than one fast and one slow. If possible, have one leg of the heeling pattern with no element on it. The "L" pattern is a minimal pattern. Other patterns are acceptable, but excessive complexity should be avoided.

Heel Free. This is to be judged using the same standards and procedures as the Heel on Leash and Figure Eight, except that it is off leash. Another exception requires a substantial deduction if the hands and arms are not as follows:

- "When the handler is in motion, the arms and hands must move naturally at the side."
- "The right hand and arm must move naturally at the side, while the left hand must be held against the front of the body, centered in the area of the waist, with the left forearm carried against the body." In either of the above situations, the hands and arms may be adjusted during the fast portion of an exercise in order to maintain balance.

Stand for Examination. The handler will leave the dog and walk straight forward about 6 feet, turn and face the dog. The judge must be alert to keep handlers from going more or less than about 6 feet and must penalize the dog whose handler backs away when leaving. The examination by the judge shall consist of touching only the dog's head, body, and hindquarters with the fingers and palm of one hand and must not include running the hand down the dog's back unless otherwise specified in the class descriptions. The judge should also note in scoring that the exercise does not start until the handler has given the command and/or signal to stay, except for such things as rough treatment of the dog by its handler or active resistance by the dog to its handler's attempts to make it stand, which must be penalized substantially. When positioning the dog for this exercise, a handler may stand the dog on command and may then also pose it as in the breed ring. Or the handler may simply stand the dog and not pose it. The option is left to the handler, and the judge may not penalize a handler for both standing and posing the dog. The dog need not be sitting at the start of this exercise. The rules require different penalties for faults that occur before and after the examination is complete. The examination is complete when the judge lifts their fingers and palm from the dog's hindquarters and steps back. Judges should not expose themselves needlessly to the danger of being bitten. Should a dog in the ring give warning that it may bite if you proceed with the examination, you should excuse the dog from the ring. If a dog attempts to attack or bites any person in the ring, the judge must excuse the dog.

Recall Exercises. To have both dog and handler under constant observation in these exercises, a judge should take a position in line and slightly to the rear of the dog, facing the handler but at an adequate distance to one side. This is a foundation exercise and governs the faults and behavior of a dog in all exercises where the dog is moving toward the handler. The dog is required to move at a brisk trot or gallop and must be penalized for failure to do so. In exercises where the dog is required to sit in front, the handler's hands and arms should hang naturally at the sides; except in the Beginner Novice Class Recall Exercise. During this exercise, when the handler removes the leash they may hold it in any manner using one or both hands, or draped around the neck. A substantial deduction is required for failure to do so or for any hand movement not permitted by the rules. It does not apply to the Moving Stand and Examination as the dog does not sit in front. Finishes are required to be executed promptly, smartly, and straight. This applies to faults in all exercises where the dog sits in front and finishes. The finish is not a principal part of any exercise. Therefore, failure to finish or extra commands or signals to finish do not require a score of zero (0) for any exercise. The judge should never ask the handler to touch the dog or otherwise assist the judge in making a decision. A dog

must come in sufficiently close so that the handler could touch its head without excessive bending or stretching or the need to move either foot. If, in the judge's opinion, the dog is not close enough to the handler, it must receive a score of zero (0) for that exercise.

Drop on Recall. Faults and penalties in judging this exercise are the same as the Novice Recall, except for the drop. A perfect drop has three characteristics:

- The dog's prompt response to the handler's command or signal to drop
- No delay or slowness to down
- The dog must drop completely to a down position

The dog should be considered as having met the requirement if, in the judge's opinion, a similar down position would be acceptable for the Long Down.

Command Discrimination. The first position change is performed with the handler standing with the dog sitting in heel position and requires the dog to stand from the sit position. The dog is not required to stand in a specific style which may result in the dog ending up somewhat out of the starting heel position.

Broad Jump. In setting up the broad jump, the judge should make every effort to avoid having the dog jump toward the gate or table. The judge should make every effort to ensure that adequate room is allowed in front of the jump for the take-off and on the far side for landing and turning. The hurdles are to be positioned so the dog will be turning away from the ring barrier after landing. The dog and handler must be at least 8 feet in front of the first edge of the jump. It is the judge's responsibility to see that the handler complies before the exercise begins. In all jumping exercises, a handler standing too close or too far from the side of the jump shall be required to move to the proper position. The minor penalties listed under the Recall also apply to this exercise. Dogs that do not return close enough, as in the Recall, must be considered as not having returned to the handler and must a score of zero (0) for that exercise. During the exercise, the judge must stand clear of the handler and the dog in order to prevent any interference with the dog's performance. The judge must be positioned so that both the dog and the handler are under continuous observation during the entire exercise. This exercise is a Novice Recall, except for the jump and the position of the handler. The same faults are associated with the broad jump as with the high jump. A dog touching a hurdle must receive a deduction similar to the deduction for the dog that touches the high jump. All jumps are to be judged the same way.

Retrieving Exercises – Open Classes. As a foundation exercise, the Retrieve exercise defines the ability of a dog to work away from the handler and retrieve an object. The dumbbell, which must be approved by the judge, should be made of one or more solid pieces of wood or non-toxic material other than wood, similar in size, shape, and weight to a wooden dumbbell. The dumbbell must not be hollowed out. It may be unfinished, coated with a clear finish, or may be any color. It must have no decoration or attachments but may bear an inconspicuous mark for identification. The size of the dumbbell should be proportionate to the size of the dog. By strictly enforcing these requirements, a judge will eliminate any problems with dumbbells that do not meet the requirements. Once a dog picks up the dumbbell, the exercise is judged as a Novice Recall, except for faults associated with handling the dumbbell such as: not going directly to the dumbbell, mouthing or playing with the dumbbell, or dropping, reluctance or refusal to release the dumbbell. The retrieve, including the pickup, must be brisk and without hesitation. The judge shall require the dumbbell to be thrown again before the dog is sent if, in the judge's opinion, it is thrown a distance of less than 20 feet, too

far to one side, or too close to the ringside. A judge should not place a dumbbell that is improperly thrown but should require the handler to throw the dumbbell again. A judge will not ask the handler's opinion when deciding whether a dumbbell is to be thrown again or not; it is the judge's sole responsibility to make this decision. Once the decision is made, the judge or steward will retrieve the dumbbell. Under no circumstances should the handler be penalized for a bad throw. Requiring the handler to re-throw the dumbbell signifies that the exercise is being restarted; therefore, the handler may pet, praise, and reposition the dog without penalty before the exercise is begun again.

High Jump. In the Retrieve Over High Jump exercise, a dog that climbs the jump or uses the jump for aid in going over must receive a score of zero (0) for that exercise. This is in contrast to a dog that merely hits or touches the jump when going over. In the Retrieve Over High Jump exercise, the handler with the dog in heel position must be at least 8 feet in front of the jump or any reasonable distance beyond 8 feet. It is the judge's responsibility to see that the handler complies before the exercise begins. The judge must make certain that the handler throws the dumbbell at least 8 feet beyond the jump. During this exercise a judge must stand clear of both the handler and the dog in order to prevent any interference with the dog's performance. The judge should be positioned so that both the dog and handler are under continuous observation during the entire exercise. Other than the faults associated with the jump, this is a Retrieve on Flat. Once the exercise begins, the handler may not adjust their feet or position. There are four faults associated with jumps:

- Failure to clear the jump or the height of the jump
- Using the jump for aid in going over
- Touching the jump
- Hesitation or reluctance to jump

Signal Exercise. Judges should note that heeling is considered a principal part of this exercise; all penalties listed under the heeling exercises apply. A judge should bear in mind that only during the stand, drop, sit, and come parts of this exercise is it required to give a score of zero (0) for that exercise for receiving a command or audible signal. It is possible for the dog, although penalized substantially for receiving a command or audible signal during other parts of the exercise, to receive a non-zero score for the exercise. The rules require the judge to have the handler leave the dog at one end of the ring on the stand and then proceed on the judge's order to the other end of the ring. This should place the handler about 3 to 4 feet from the opposite end of the ring. All deductions listed under the Recall exercises also apply to this exercise. A dog moving even a minor distance during the performance of the stand, drop, or sit portions of the exercise shall be penalized. In the recall portion of the Signal Exercise, a dog that does not come in close enough has not performed a recall. Once the signal has been given for the dog to come, the same faults and penalties apply as in the Novice Recall. An excellent position for judging the stand, drop, sit, and come parts of this exercise is at an adequate distance to the side and slightly to the rear of the dog when the dog is in the stand-stay position. This exercise is composed of three principal parts: a heeling portion, the signal portion, and a recall portion.

Scent Discrimination. The judge should be certain that the handler and dog are in position to observe the placement of the eight ring articles, that these articles are handled by the judge or steward, that the articles are about 6 inches apart, and that the closest article is placed about 20 feet from the handler. The judge must take the necessary precautions to ensure the two articles to be used by the handler are not fouled by the judge or any other scent. The judge must approve the articles before the exercise begins. At this time, the judge shall designate the articles to be used,

make note of the number, and place them on the chair in the ring or on the judge's table so that they will be ready at the beginning of the Scent Discrimination exercise. This exercise consists of four parts:

- Either the turn-and-sit or send-direct method
- Going out
- Searching for the correct article
- Return of the correct article

There are two methods for sending the dog, and the method to be used must be announced to the judge. If the turn-and-sit method is designated, the handler may give the command to heel and will turn in place, either right or left, to face the articles. The handler will come to a halt with the dog sitting in the heel position and will then give a command or signal to retrieve. The other method to send directly will be done with the handler executing a right about-turn while simultaneously giving the command or signal to retrieve. In this method, the dog should not assume a sitting position but will go directly to the articles. Any excessive movements must be penalized. The go out and return must be judged as in the Novice Recall and the Retrieve on Flat.

Directed Retrieve. Although this exercise is basically judged as a Retrieve on Flat, it has an important difference that must be considered when judging. The difference is that the dog is directed to retrieve. The turn and sit are to be judged as in the Scent Discrimination exercise. A dog that finds a glove without being directed to it by the handler must be given a score of zero (0) for that exercise. A dog whose handler misdirects the dog (under turns or over turns) must be penalized. The judge should be certain the gloves are visible to the smallest and largest dogs. Prior to the start of judging, the judge shall make the decision as to which glove will be used for the class that day. The same glove number will be used for each handler. For each judging assignment, the judge must alternate the number of the glove used. The gloves will be designated "One," "Two," or "Three," reading from left to right when the handler is facing the gloves. The judge will give the order "One" or "Two" or "Three" and at the same time may, with the handler's back to the gloves, point to the designated glove. The direction the handler turns is at the option of the handler, no matter which glove is designated, but the dog should maintain heel position throughout the turn and sit at heel when the turn is completed. The retrieve portion of the exercise is then completed without any further order from the judge. Giving the direction must be done with a single motion. When the motion stops, the direction is completed. If the handler does not give the command simultaneously with or immediately following the direction but delays between the motion and the command, the dog must receive a score of zero (0) for that exercise.

Moving Stand and Examination. This exercise may be judged from the side while the dog and handler are heeling and until the dog is to be examined. For the examination part of the exercise, the dog should be approached from the front and then given a thorough examination as in conformation judging, except that the dog's mouth, testicles and tail are not examined.

Directed Jumping. At the start of this exercise, the judge should be certain the handler and dog are on the center line of the ring and about 20 feet from the line of the jumps. A dog that does not go out or does not remain at least 10 feet beyond the jumps must receive a score of zero (0) for that exercise. The judge should determine the 10-foot distance before beginning the class. In the Directed Jumping exercise, the dog is not required to go to the other end of the ring, only to a point about 20 feet beyond the jumps and in the approximate center. If the dog stops on command and remains at this point, it should not be penalized for not having gone out far enough. A dog using the top of the

jump for aid while going over must receive a score of zero (0) for that exercise. The same penalty applies to a dog that knocks the bar off the uprights. All the penalties listed under the Recall exercise also apply. An excellent position for judging this exercise is on the side of the ring opposite the designated jump, parallel to and slightly to the rear of the handler and dog. This is only a recommendation and is not mandated. There are several key points that require your attention:

- The dog must move at a brisk trot or gallop until commanded to sit.
- The dog must go out about 20 feet beyond the jumps.
- The handler should give the command to sit when the dog is about 20 feet beyond the jumps.
- The dog must stop and sit promptly on command.

When one or more of these conditions is not met, deductions must be made. Deductions must also be made for slowness or stopping prior to the command to sit. The judge should not place a mark 20 feet beyond the jumps. The reference to 20 feet beyond the jumps is to require the sit command be given prior to the dog reaching the ring barrier so that the dog may be evaluated on its ability to stop and sit on command. The jumps should be set up on the longest two sides of the ring, and the same sequence of jumps should be used for each dog.

Grid for Scoring Directed Jumping. When scoring the Directed Jumping exercise, large variations in performance may occur, and there is not a great deal of time to consider how far from perfect each variation is. As an aid to maintaining some consistency in the manner in which all dogs in the class are scored, there should be no question that some type of system needs to be adopted in advance of the class. Although the following suggestion may not fit your particular method of scoring, it may serve as an aid in developing your own individual style. A grid is based on the premise that the closer to perfection, the smaller the deduction. Should the dog go out about 20 feet beyond the jumps, stop on command by the handler and sit in the approximate center of the ring, there is no deduction. (This is represented by an imaginary circle of about 3 feet in the center of the ring at about a distance of 20 feet beyond the jumps.) Keep in mind that the handler should stop and sit the dog about 20 feet beyond the jump, not precisely 20 feet beyond the jump. If the dog stops and sits on the handler's command at 21 feet or 19 feet beyond the jumps (this is about 20 feet beyond the jumps), no points should be deducted. The key is that the dog stops and sits on command. The dog should not stop and sit without a command from the handler or stop and/or sit when it arrives at the ring barrier simply because it can go no further. If the dog does either of these, points are deducted because the handler's command did not cause the dog to stop and sit. If the dog stops and sits on the handler's command but the handler has stopped the dog at about the 12-foot distance, a deduction is in order as the handler did not stop and sit the dog at about 20 feet beyond the jumps. Again, the requirement is to stop and sit the dog at about 20 feet beyond the jumps, not precisely 20 feet beyond the jumps. If the dog goes out about 20 feet beyond the jumps, stops and sits on the handler's command but its final position is in one of the corners of the ring, a three point deduction should be made. If the dog goes out only 10 feet beyond the jumps, stops and sits on command but the final position is in the center of the ring, a three point deduction should be made. If the dog goes out about 10 feet, stops and sits on command but the final position is next to the side of the ring, a five or six point deduction is in order. Once the handler has commanded the dog to sit at a point about 20 feet beyond the jumps and the dog stops, the go-out part of the exercise is complete. A dog must a score of zero (0) for that exercise for not staying without an additional command or signal to sit. The penalties for the Recall will apply.

Group Exercises. Judges should make every effort to equally divide a class for the group exercises and not have fewer than six dogs in the exercise. In the Long Down exercise, the dog should lie down

on command and/or signal without being touched. In the down position, the dog should be lying straight beside the handler, facing the opposite side of the ring. Should the dog lie down facing the dog on either side or in a manner that could interfere with an adjacent competing dog, the handler should be instructed to straighten or reposition the dog, and a substantial penalty should be applied.

APPENDIX A – Jump Height Tables

Half-Height Jump Height Table GRADUATE NOVICE, GRADUATE OPEN, PRE-OPEN, PRE-UTILITY, VERSATILITY	
Measured height of dog at withers	Minimum height to be jumped
12" or less	4"
Greater than 12" up to 18"	8"
Greater than 18" up to 22"	10"
Greater than 22" up to 26"	12"
Greater than 26" up to 30"	14"
Greater than 30" up to 34"	16"
Greater than 34"	18"

Three-Quarter Jump Height Table OPEN & UTILITY	
Measured height of dog at withers	Minimum height to be jumped
Less than 10"	4"
10" to less than 12½"	8"
12½" to less than 15"	10"
15" to less than 17½"	12"
17½" to less than 20"	14"
20" to less than 23"	16"
23" to less than 25½"	18"
25½" to less than 28"	20"
28" to less than 31"	22"
31" to less than 33½"	24"
33½" to less than 36"	26"
36" to less than 39"	28"

APPENDIX B – Introductory Obedience (Optional Class)

Goal:

The 4-H Beginning Obedience Class shall be for dogs competing in obedience for their first time at a 4-H qualifying show and/or County Fair. Dogs may only participate in this class for one year and then must move up to the next class level the following year, regardless of score. Exercises in this class will be Heel on Leash, Figure 8, Sit and Stay for Exam, Recall, and Down Stay. A six-foot leash will be used in all exercises.

Section 1: Heel on Leash

The principal feature of this exercise is the ability of the dog and handler to work as a team. The orders for this exercise will be “Forward”, “Left Turn”, “Right Turn”, “Halt”, and “Exercise Finished”. There will be no change of pace in this class. The judge will standardize the heeling pattern which will be an “L” pattern for all of the dogs in the class. There will be one halt during the exercise and one at the end. The leash may be held in either hand or both hands, but the hands must be held in a natural position. Any tightening or jerking of the leash will be penalized. The handler may verbally praise and encourage the dog throughout this exercise. Upon coming to a halt the handler will not be penalized for telling the dog to sit one time. More than one command to sit will be penalized.

Section 2: Figure 8

For the Figure Eight, the handler will stand and the dog will sit in heel position facing the judge, midway between the two stewards or posts that will be 8 feet apart. This exercise is performed on leash; the handler may go around either steward (or post) first. The handler and dog will go around and between the posts twice on the judge’s orders. The judge must order one halt during this exercise and one at the end. The handler may verbally praise and encourage the dog throughout this exercise. Upon coming to a halt the handler will not be penalized for telling the dog to sit one time – more than once will be penalized.

Section 3: Sit For Exam

The principal feature of this exercise is that the dog accepts a brief examination from a stranger without displaying resentment and remains in place until the handler returns. Orders are, “Sit your dog and leave when you are ready,” “Back to your dog” and “Exercise finished.” On the judge’s order, the handler will command and/or signal the dog to sit. The handler will then stand with the dog sitting in the heel position, give the command and/or signal to stay, walk straight forward about 3 - 6 feet, turn and face the dog. Handler may choose to go any distance between 3 - 6 feet away from the dog. The judge will approach the dog from the front. Using the fingers and palm of one hand, the judge will touch only the dog’s head. On the order “Back to your dog,” the handler will walk around behind the dog and return to the heel position. The handler may gather the leash at any time while returning to the dog. The dog must remain sitting until the judge has said, “Exercise finished.”

Section 4: Recall

The handler will sit their dog at a place indicated by the judge. The scoring for this exercise will begin when the Judge says “Leave your Dog.” The handler will then walk straight forward about 6 feet to the end of the leash, turn and face the dog. On the judge’s order the handler will call their dog and the dog should come in and sit in front of the handler. There is no Finish in this exercise.

Section 5: Down Stay on Leash

The principal feature of this exercise is that the dog will go down on command, and stay in position while the handler goes to the end of lead and then goes back to the heel position after the Judge's count to 10. Orders are, "Down your dog" and "Leave your dog", "Back to your dog", and "Exercise finished." On the judge's order, the handler will command and/or signal the dog to down. The handler will then give the command and/or signal to stay, walk straight forward about 6 feet to the end of the leash, turn and face the dog. The Judge will then count silently to 10 seconds by counting 1 & 2 & 3 etc. On the Judge's order to go back to the dog, the handler will return by walking around and in back of their dog to the heel position.

APPENDIX C - Introductory Obedience Version 2 (Optional Class)

Show _____ Number _____

Date _____ Judge _____ Breed _____

Element	Excellent (4)	Good (3)	Fair (2)	Needs Work (1)	Score
*Heel on Leash: L pattern ONLY. Forward, halt, left turn, right turn, about turn. Exercise finished.					
Heel Position	<input type="checkbox"/> Consistently in heel position	Occasional <input type="checkbox"/> Lagging <input type="checkbox"/> Forging <input type="checkbox"/> Wide	Often <input type="checkbox"/> Lagging <input type="checkbox"/> Forging <input type="checkbox"/> Wide	Constant <input type="checkbox"/> Lagging <input type="checkbox"/> Forging <input type="checkbox"/> Wide	
Sits	<input type="checkbox"/> Sits in heel position	<input type="checkbox"/> Sit out of heel position	<input type="checkbox"/> One sit	<input type="checkbox"/> No sits	
Handling	<input type="checkbox"/> Consistently clean handling	<input type="checkbox"/> One extra command <input type="checkbox"/> Guiding with leash	<input type="checkbox"/> Occasional harsh tone of voice <input type="checkbox"/> 2-3 extra commands <input type="checkbox"/> Guiding with leash	<input type="checkbox"/> Unmanageable <input type="checkbox"/> Rough handling <input type="checkbox"/> Guiding with leash <input type="checkbox"/> 3+ Extra commands <input type="checkbox"/> Harsh tone of voice	
*Figure 8: Forward, halt. Exercise finished.					
Heel Position	<input type="checkbox"/> Consistently in heel position	Occasional <input type="checkbox"/> Lagging <input type="checkbox"/> Forging <input type="checkbox"/> Wide	Often <input type="checkbox"/> Lagging <input type="checkbox"/> Forging <input type="checkbox"/> Wide	Constant <input type="checkbox"/> Lagging <input type="checkbox"/> Forging <input type="checkbox"/> Wide	
Sits	<input type="checkbox"/> Sits in heel position	<input type="checkbox"/> Sit out of heel position	<input type="checkbox"/> One sit	<input type="checkbox"/> No sits	
Handling	<input type="checkbox"/> Consistently clean handling	<input type="checkbox"/> Handler not walking briskly <input type="checkbox"/> One extra command <input type="checkbox"/> Guiding with leash	<input type="checkbox"/> Occasional harsh tone of voice <input type="checkbox"/> 2-3 extra commands <input type="checkbox"/> Guiding with leash	<input type="checkbox"/> Unmanageable <input type="checkbox"/> Rough handling <input type="checkbox"/> Guiding with leash <input type="checkbox"/> 3+ Extra commands <input type="checkbox"/> Harsh tone of voice	
**Sit & Stay for Exam On Lead: Sit your dog and leave when ready. Back to your dog. Exercise finished.					
Sit Stay	<input type="checkbox"/> Dog sits for entire exam	<input type="checkbox"/> Dog changes position as handler returns	<input type="checkbox"/> Dog stands or lies down during or after exam	<input type="checkbox"/> Growled, snapped, shows resentment, or extreme shyness <input type="checkbox"/> Moves from place where left	
Handling	<input type="checkbox"/> Consistently clean handling	<input type="checkbox"/> Tightening lead <input type="checkbox"/> Handler backs away when leaving	<input type="checkbox"/> Handler needs to use hands and/or leash to position dog	<input type="checkbox"/> Handler does not go at least 3' away from dog	
Recall on Leash: Leave your dog. Call your dog. Exercise finished.					
Stay	<input type="checkbox"/> Dog stays in sitting position	<input type="checkbox"/> More than one command to stay	<input type="checkbox"/> Dog changes position before called	<input type="checkbox"/> More than two commands to stay <input type="checkbox"/> Moves from place before being called	
Recall	<input type="checkbox"/> Dog comes directly to handler on first command	<input type="checkbox"/> Slow response <input type="checkbox"/> Did not come directly to handler	<input type="checkbox"/> Extra commands <input type="checkbox"/> Harsh tone of voice <input type="checkbox"/> Gentle tug on leash	<input type="checkbox"/> Did not come <input type="checkbox"/> Tugging/pulling hard on leash	
Front	<input type="checkbox"/> Dog sits straight at front	<input type="checkbox"/> Poor sit or slow sit	<input type="checkbox"/> No sit	<input type="checkbox"/> Sits/stands out of handler's reach	
Down Stay: Down your dog. Leave your dog. Return to your dog. Exercise finished.					
Stay	<input type="checkbox"/> Dog remains in position	<input type="checkbox"/> Physical guidance to make dog down <input type="checkbox"/> Extra stay command	<input type="checkbox"/> Dog gets up as handler returns <input type="checkbox"/> 2 or more stay commands	<input type="checkbox"/> Dog gets up before or during exercise <input type="checkbox"/> Rough handling <input type="checkbox"/> Tugging on leash	
Additional penalty: Harsh discipline, showed fear, fouled ring, poor sportsmanship, expelled, excused					-
Total Net Score					
Blue Ribbon: 40 - 48 points; Red Ribbon: 30 - 39 points; White Ribbon: 12 - 29 points					

*Handler may talk to the dog with unlimited praise and encouragement throughout the exercise

**Judge will approach from the front and only briefly touch the dog's head with one hand

DESCRIPTIONS OF EXERCISES

Goal:

The 4-H Beginning Obedience Class shall be for dogs competing in obedience for their first time at a 4-H qualifying show and/or County Fair. Dogs may only participate in this class for one year and then must move up to the next class level the following year, regardless of score. Exercises in this class will be Heel on Leash, Figure 8, Sit and Stay for Exam, Recall, and Down Stay. A six-foot leash will be used in all exercises.

Section 1: Heel on Leash

The principal feature of this exercise is the ability of the dog and handler to work as a team. The orders for this exercise will be "Forward", "Left Turn", "Right Turn", "Halt", and "Exercise Finished". There will be no change of pace in this class. The judge will standardize the heeling pattern which will be an "L" pattern for all of the dogs in the class. There will be one halt during the exercise and one at the end. The leash may be held in either hand or both hands, but the hands must be held in a natural position. Any tightening or jerking of the leash will be penalized. The handler may verbally praise and encourage the dog throughout this exercise. Upon coming to a halt, the handler will not be penalized for telling the dog to sit one time. More than one command to sit will be penalized.

Section 2: Figure 8

For the Figure Eight, the handler will stand and the dog will sit in heel position facing the judge, midway between the two ~~stewards or posts~~ pylons that will be 8 feet apart. This exercise is performed on leash; the handler may go around ~~either steward (or post)~~ pylon first. The handler and dog will go around and between the ~~posts~~ pylons twice on the judge's orders. The judge must order one halt during this exercise and one at the end. The handler may verbally praise and encourage the dog throughout this exercise. Upon coming to a halt, the handler will not be penalized for telling the dog to sit one time – more than once will be penalized.

Section 3: Sit For Exam

The principal feature of this exercise is that the dog accepts a brief examination from a stranger without displaying resentment and remains in place until the handler returns. Orders are, "Sit your dog and leave when you are ready," "Back to your dog" and "Exercise finished." On the judge's order, the handler will command and/or signal the dog to sit. The handler will then stand with the dog sitting in the heel position, give the command and/or signal to stay, walk straight forward about 3 - 6 feet, turn and face the dog. Handler may choose to go any distance between 3 - 6 feet away from the dog. The judge will approach the dog from the front. Using the fingers and palm of one hand, the judge will touch only the dog's head. On the order "Back to your dog," the handler will walk around behind the dog and return to the heel position. The handler may gather the leash at any time while returning to the dog. The dog must remain sitting until the judge has said, "Exercise finished."

Section 4: Recall

The handler will sit their dog at a place indicated by the judge. The scoring for this exercise will begin when the Judge says "Leave your Dog." The handler will then walk straight forward about 6 feet to the end of the leash, turn and face the dog. On the judge's order the handler will call their dog and the dog should come in and sit in front of the handler. There is no Finish in this exercise.

Section 5: Down Stay on Leash

The principal feature of this exercise is that the dog will go down on command, and stay in position while the handler goes to the end of lead and then goes back to the heel position after the Judge's count to 10. Orders are, "Down your dog" and "Leave your dog", "Back to your dog", and "Exercise finished." On the judge's order, the handler will command and/or signal the dog to down. The handler will then give the command and/or signal to stay, walk straight forward about 6 feet to the end of the leash, turn and face the dog. The Judge will then count silently to 10 seconds by counting 1 & 2 & 3 etc. On the Judge's order to go back to the dog, the handler will return by walking around and in back of their dog to the heel position.

APPENDIX D - Physically Challenged Handlers

Physically Challenged Handlers. It is perfectly permissible for physically challenged handlers to compete, provided they can do so under their own power with or without mechanical assistance, i.e., a wheelchair (self-propelled, electric, etc.), crutches, or a cane. Blind handlers may also compete, and, subject to the judge's instructions, anyone may position a blind handler before, between, and after each exercise. Directions by radio are not permitted. Handlers on crutches should not be penalized for any crutch motions considered normal for their disability. However, if, in the opinion of the judge, the handler uses the crutches in a manner unnecessary for their movement and as guidance or control of the dog, a scoring penalty must be imposed. The dog is required to perform all parts of the exercises as described in the rules, and shall be penalized for failure to perform any part of an exercise. The rules require all dogs to work from the handler's left side. It is proper for a judge to establish in advance a position on the disabled handler's left side that corresponds to the normal heel position for all exercises. With respect to speed of the handler in the heeling exercises, a physically challenged handler is expected to do the regular heeling at the equivalent of a brisk pace with significant changes in speed for the slow and fast. Judges must penalize a handler, as they would any other handler disabled or not, who does not perform the regular heeling at the equivalent of a brisk pace or with a true slow and fast. In the case of a blind handler, the judge may permit the stewards to utter softly a verbal aid so that the handler may determine the position of the stewards as they perform the Figure Eight. After the judge or another person positions a blind handler for a jump, the judge may permit the handler to leave the dog, walk up to the jump to feel it in order to determine its exact location, and then proceed to perform the exercises as required.

Physically Incapacitated. Handlers whose disabilities prevent them from throwing the dumbbell the required distance may be permitted to line the dog up in the desired starting position and, after giving the command to stay, leave the dog and proceed away from the dog to throw the dumbbell. The handler should then return alongside the dog to continue the exercise. The same procedure should be followed for the Retrieve Over High Jump.

Hearing Deficiency. When faced with the situation where a handler is hard of hearing, judges should position themselves so that the handler may continuously observe them during the performance of the individual exercises. If such a handler desires, judges may use prearranged signals to the handler in lieu of verbal commands.

Group Exercises. It is permissible for a judge to allow additional space on each side of a disabled handler to permit the handler to work the dog without touching it or without touching the dog on either side. All dogs, however, must be judged in catalog order. If you have questions as to what reasonable accommodations can be made to allow a physically challenged handler to compete, please consult with the superintendent or person responsible for the event.

APPENDIX E - Progression Of Classes

At all tiers, a member and dog team **MUST** advance to another class if a blue ribbon score is earned in their current class at State Fair. For tiers with one than one class listed, a member and dog team must advance to a higher tier once the member and dog team earn blue ribbons in two of the classes at that tier at State Fair.

Level 1: Introductory Obedience. This is an optional class that will not be offered at State Fair and is not required to be offered at County Fairs. Intended for first year member and dog teams, a member and dog team may not stay in this class more than one year.

Level 2: Pre-Novice, Sub-Novice and Beginner Novice. These classes offer varying levels of beginning skills. A member and dog team may choose which class to attempt in any year as long as they have not earned a blue ribbon score in that class at State Fair. It is recommended that a member and dog team not stay in a class at this level more than 2 years before moving to another class. Once a blue ribbon score is earned at State Fairs in any two of the classes at this tier, the member and dog team must progress to the Novice or higher class. A member and dog team may elect to progress to Novice or a higher class at any time.

Level 3: Novice. This class provides the foundation for all higher classes.

Level 4: Graduate Novice, Advanced Novice, Pre-Open. These classes provide an intermediary stage between Novice and Open. Once a member and dog team has earned a blue ribbon score at State Fair in a class at this level, they must move to another class either at this level or a higher level. Once a member and dog team has earned a blue ribbon score at State Fair in any two of the classes at this level they must advance to the next or higher level.

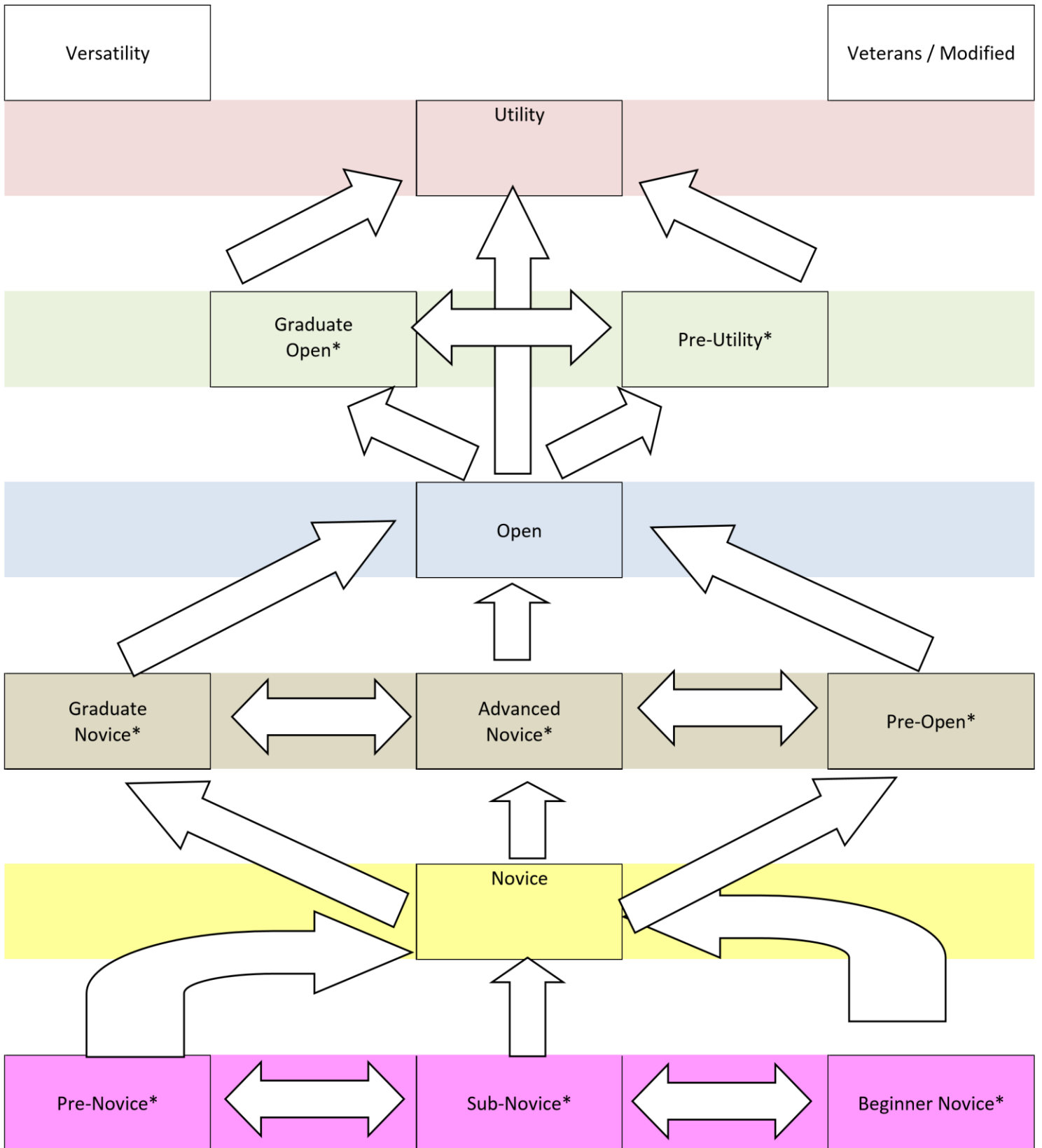
Level 5: Open. This class provides the foundations for the next higher classes.

Level 6: Graduate Open, Pre-Utility. These classes provide an intermediary stage between Open and Utility. Once a member and dog team has earned a blue ribbon score at State Fair in a class at this level, they must move to another class either at this level or a higher level.

Level 7: Utility. This is the most advanced class in the progression. The member and dog team may stay in this class indefinitely even if they have earned a blue ribbon score at State Fair in this class.

Level 8: Versatility and Veterans/Modified. These classes are not part of the progression and a member and dog team may elect to participate in these classes without regard to blue ribbon scores earned at State Fair. Member and dog teams must meet the age or ability criteria for the Veterans/Modified class as stated in the State Dog Leader Policies.

In **Versatility** the minimum required jump height for dogs in this class is half the height of the dog at the withers. *See Jump Table in Appendix A.*



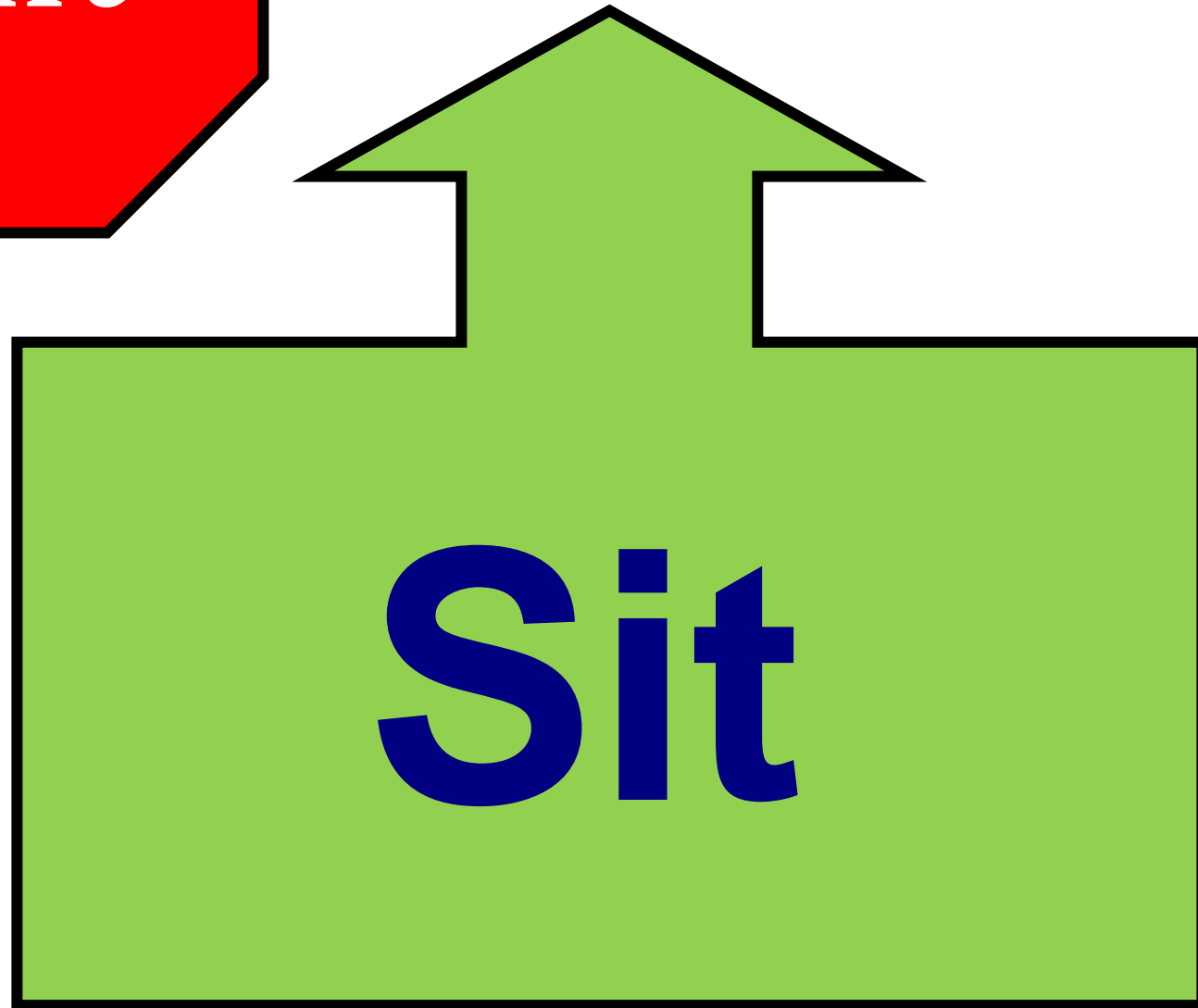
*Note that in the levels with multiple classes the member and dog team must advance to the next level if a blue ribbon score is earned at State Fairs in any two of these classes.

APPENDIX F – Beginner Novice Signs


The signs in this section are to be used in the Beginner Novice class. The judge will arrange these signs in a sequence indicating the order of the exercises that the handler / dog team must perform. There must be at least one Left Turn, Right Turn, About Turn Right, Fast Pace followed by a Normal Pace, Slow Pace followed by a Normal Pace and Halt Sit exercise. The Left Turn and Right Turn exercises can be used up to two times in the sequence. All others may be used only once. It is recommended that the Fast Pace sign followed by a Normal Pace sign be used along the long side of the ring. A Start sign may be used to indicate the starting place for the heeling sequence but the judge may verbally direct the team to that point and omit the Start sign.

A large, 3D-style green rectangular frame with a yellow border. Inside the yellow border, the word "Start" is written in a bold, blue, sans-serif font.

Start

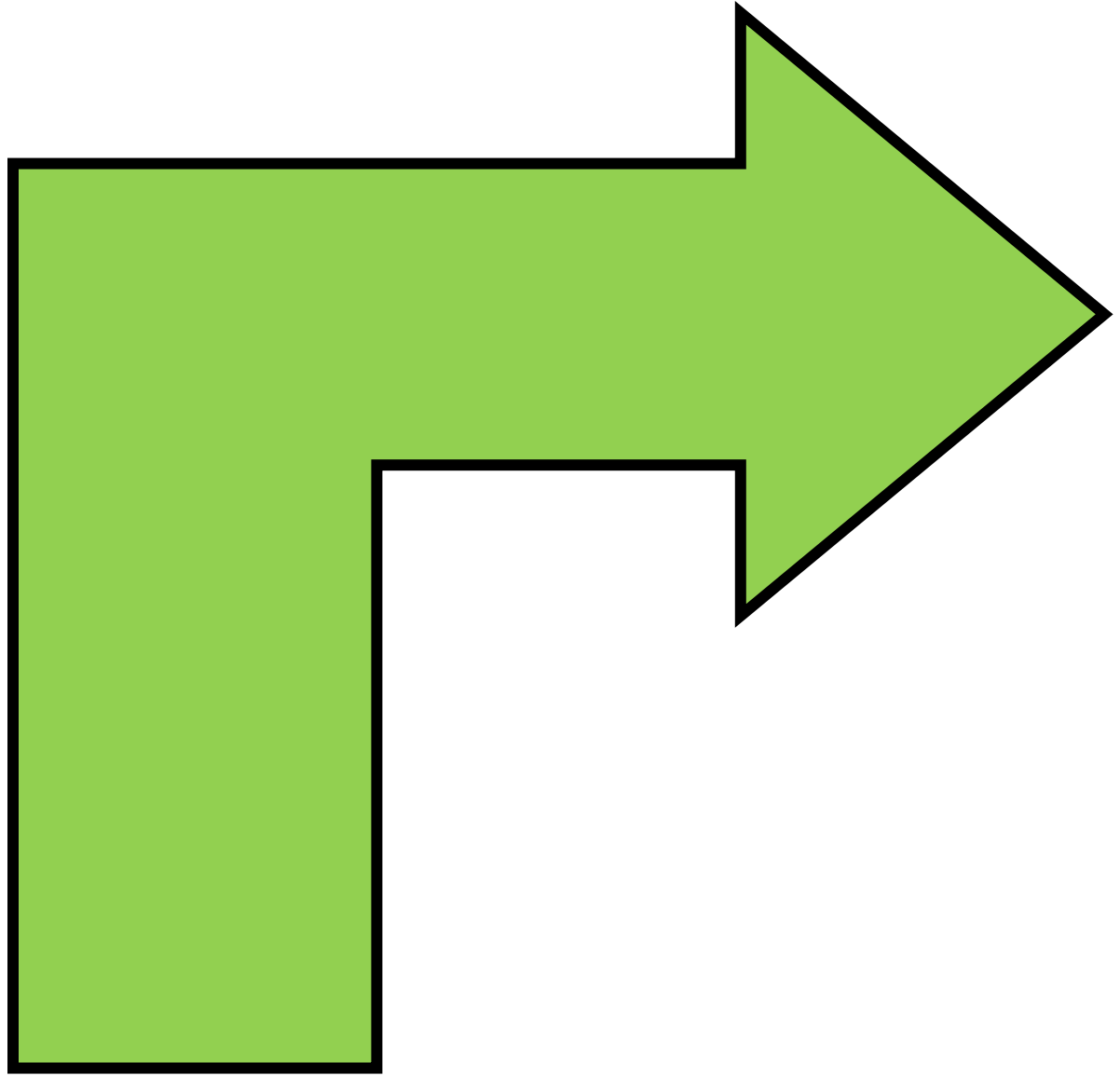


Right Turn




Right


Turn



**Left
Turn**




**Left
Turn**



About

Turn

Right






**Slow
Pace**




Fast

Pace



**Normal
Pace**



**Normal
Pace**