

JUDGING STRATEGIES

WASHINGTON STATE UNIVERSITY



Considerations for Virtual & Alternative Fairs










There are many options available for organizing virtual and alternative fairs. Below, you will find suggestions and considerations for judging an in-person, hybrid, and all virtual event. Notes are also provided below for more information on special considerations.

Option 1: In Person










Event Type	Exhibit Location	Judge Location	Youth Location	Communication Strategy
In Person Judging with Social Distancing	✓ Physically Present	✓ Physically Present	✓ Physically Present	Individual Conference
	Special Considerations: Biosecurity for Judge & Youth as well as Social Distancing <i>Social Distancing: Spread judges out throughout available space (may want to use additional buildings or tents). If space is limited, may choose to schedule judging across many days (for example different project areas on different days). Minimize the number of people present by limiting parents (either allowing only 1 or directing parents to wait in vehicles). Institute biosecurity measures (see below for recommendations).</i>			



Option 2: Hybrid

Event Type	Exhibit Location	Judge Location	Youth Location	Communication Strategy
Option A	 Physically Present	 Physically Present	 Not Present	State Fair Model
	Special Considerations for Option A: Biosecurity for Judge & Youth as well as Social Distancing <i>State Fair Model: Schedule times for exhibit drop-offs prior to judging. youth must complete write-up. On day of judging, judges are spread out throughout available space. VERY limited number of people present (judges, 4-H staff, and volunteers). Non-conference judging of exhibits. Institute biosecurity measures (see below for recommendations). May create slideshow of exhibits with ribbons displayed and showcased via Facebook, county websites, or shared with families in other ways. Schedule pick up of items after fair.</i>			
Option B	 Physically Present	 Physically Present	 Virtual	Individual Conference
	Special Considerations for Option B: Biosecurity for Judge & Virtual Submission Strategy <i>Schedule times for exhibit drop offs prior to judging. On day of judging, judges are spread out throughout available space. VERY limited number of people present (judges, 4-H staff, and volunteers). Conference judging where judges view items in person, youth either phones in via telephone, or is conferenced in via ZOOM. Note takers record comments. Institute biosecurity measures (see below for recommendations). May create slideshow of exhibits with ribbons displayed and showcased via Facebook, county websites, or shared with families in other ways. Schedule pick up of items after fair.</i>			
Option C	 Virtual	 Virtual	 Physically Present	Individual or Group Conference
	Special Considerations for Option C: Biosecurity for Judge & Virtual Submission Strategy Virtual with Judge Present: youths must submit photos and/or videos of exhibits AS WELL AS write-ups. County staff or volunteers may use various platforms to collect required information during registration (Fair Entry, Google Forms, email). VERY limited number of people present (judges, 4-H staff, and volunteers). Individual conference judging where judges view photos and videos (with Extension staff present to aid and answer questions). May choose between INDIVIDUAL conference judging or GROUP conference judging: 1. youth phone in via telephone or conferenced in via ZOOM for INDIVIDUAL conference judging. 2. youth phone in or are conferenced via ZOOM for GROUP conference judging where youth may participate in each interview (same as MN model) or may remain silent as an audience member while other youths are being judged. Note takers record comments, moderator times each individual judging and transitions to next youth. May share screen so that all present can view exhibit being judged. Institute biosecurity measures (see below for recommendations). May create slideshow of exhibits with ribbons displayed and showcased via Facebook, county websites, or shared with families in other ways. Schedule pick up of items after fair.			

Option 3: All Virtual

Event Type	Exhibit Location	Judge Location	Youth Location	Communication Strategy
Option A	 Virtual	 Virtual	 Virtual	Individual Conference
	<p style="text-align: center;">Special Considerations for Option A: Virtual Submission Strategy</p> <p>Virtual with Individual Conference: youths must submit photos and/or videos of exhibits AS WELL AS write-ups. County staff or volunteers may use various platforms to collect required information during registration (Fair Entry, Google Forms, email). Conference judging takes place virtual, judges views photos/videos, youth phones in or is conferenced via ZOOM. Note takers record comments. May create slideshow of exhibits with ribbons identified and showcased via Facebook, county websites, or shared with families in other ways.</p>			
Option B	 Virtual	 Virtual	 Virtual	Group Conference
	<p style="text-align: center;">Special Considerations for Option B: Virtual Submission Strategy</p> <p>Virtual with Group Conference: 4-H members must submit photos and/or videos of exhibits AS WELL AS write-ups. County staff or volunteers can use various platforms to collect required information during registration (Fair Entry, Google Forms, email). Group conference judging conducted virtually where judge views photos/videos and conferences youth by phone or via ZOOM (based of Minnesota State Fair model). Several youth are present together with judge, note taker and moderator. May choose to have youth participate in each interview (same as MN model) or may direct youth to remain silent as an audience member while other youths are being judged. Note takers record comments, moderator times each individual judging and transitions to next youth. May share screen so that all present can view exhibit being judged. May create slideshow of exhibits with ribbons identified and showcased via Facebook, county websites, or shared with families in other ways.</p>			
Option C	 Virtual	 Virtual	 Virtual	Non-conference
	<p style="text-align: center;">Special Considerations for Option C: Virtual Submission Strategy</p> <p>Virtual State Fair: Youth must submit photos and/or videos of exhibits as well as written descriptions. County staff or volunteers can use various platforms to collect required information during registration (Fair Entry, Google Forms, email). Judges conduct non-conference judging virtually, distributing comments afterward (via jotform or email). May create slideshow of exhibits with ribbons identified and showcased via Facebook, county websites, or shared with families in other ways. Schedule pick up of items after fair.</p>			

Additional Considerations Not Addressed Above

Cloverbud Virtual Options:

- Any virtual Cloverbud activities should be led by the Cloverbud leaders or volunteers that understand “judging” Cloverbuds
- May consider several strategies for virtual Cloverbuds experience such as:
 - A virtual Cloverbuds meeting for a “show and tell” opportunity on Zoom. Keep meetings short (under 20 minutes), in small groups, and structured and interactive to keep the attention of Cloverbuds. A potential option could be reading a book about a stuffed animal and holding a “stuffed animal show”. Staff/leaders would need to follow the risk management practices for virtual meetings.

Adapted with permission from the Iowa State University 4-H Youth Development Program.



4-H 

WASHINGTON STATE UNIVERSITY
EXTENSION