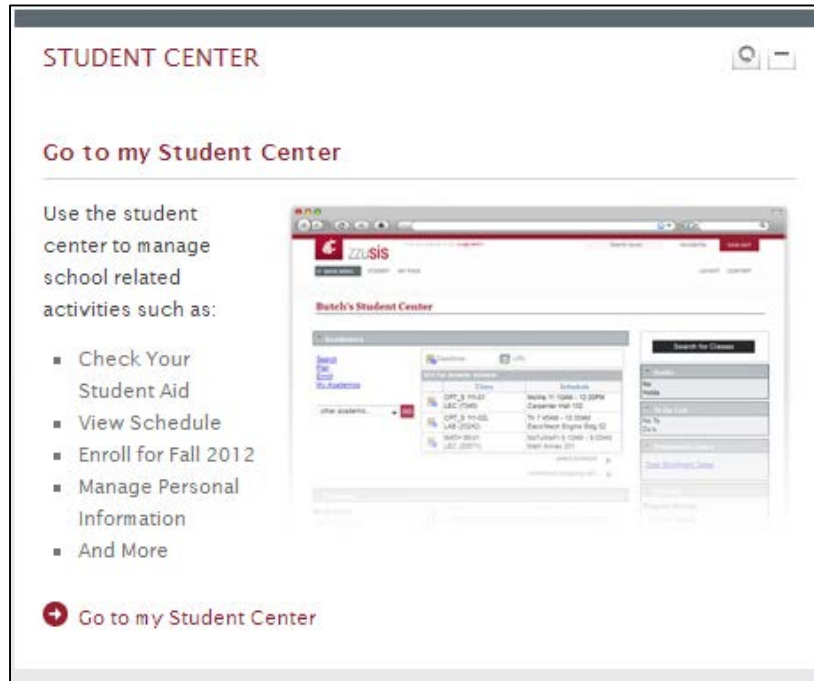
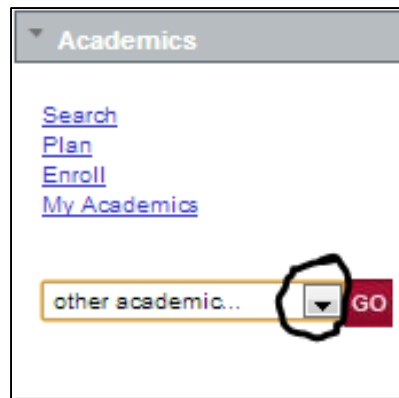


## How to View Unofficial Transcripts in zsis

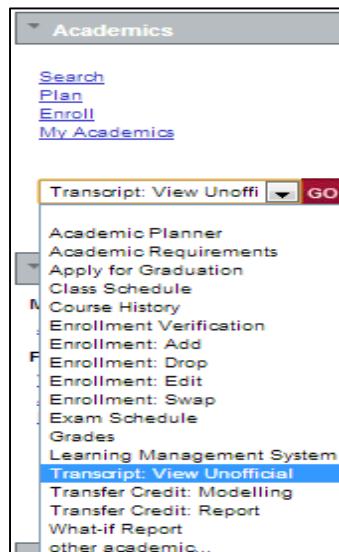
1. Logon to zsis.
2. Click on Student Center.



3. Click on the drop down menu under Academics.



4. Select Transcript: View Unofficial. Click Go.



- Select the Report Type "Unofficial Academic Record."
- Click "view report."

**View Unofficial Transcript**

Choose an institution and report type and press View Report

**\*\*this process may take a few minutes to complete. please do not press any other buttons or links while processing is taking place\*\***

Academic Institution: Washington State University

Report Type: Unofficial Academic Record

view report

- Click "view report".

**View Unofficial Transcript**

Previous Requests

	Request Date	Description	Institution	User ID	Future Release
view report	12/21/2012	Unofficial Academic Record	WSUNV	000428070	Immediate Processing

- PLEASE NOTE: The transcript populates in a new window. CHECK POP UP BLOCKERS if your transcript does not appear.**