



## **2016 Fall TA Report John Strandholm ECONS 311**

### **2016 Fall College of Agricultural, Human, and Natural Resource Sciences**

Project Audience 43

Responses Received 34

Response Ratio 79%

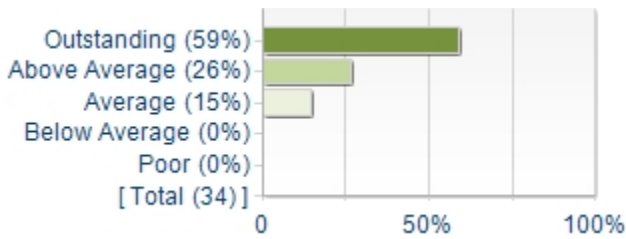
**Prepared by** Enterprise Systems Blue Course Evaluation Team

**Creation Date** Fri, Jan 06, 2017



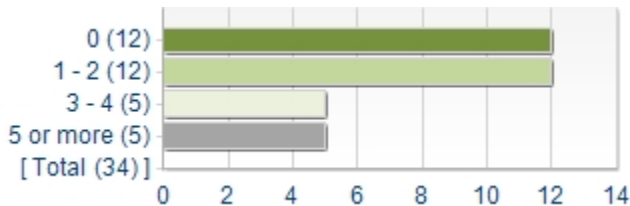
## Overall Rating of Teaching Assistant

(AHNS-E-06) What is your overall rating of this Teaching Assistant **John Strandholm**?

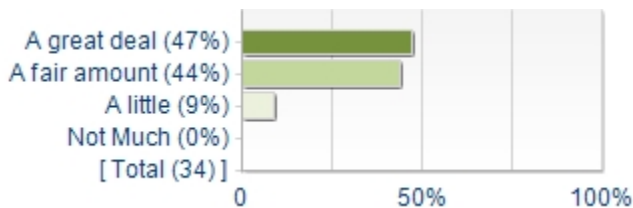


Statistics	Value
Response Count	34
Mean	4.4
Median	5.0

(AHNS-E-02) Approximately how many times have you visited your Teaching Assistant **John Strandholm** in his or her office?



(AHNS-E-03) How much has your Teaching Assistant **John Strandholm** contributed to how much you learned -- increased your skills and knowledge -- about the main subject/topics in this course?



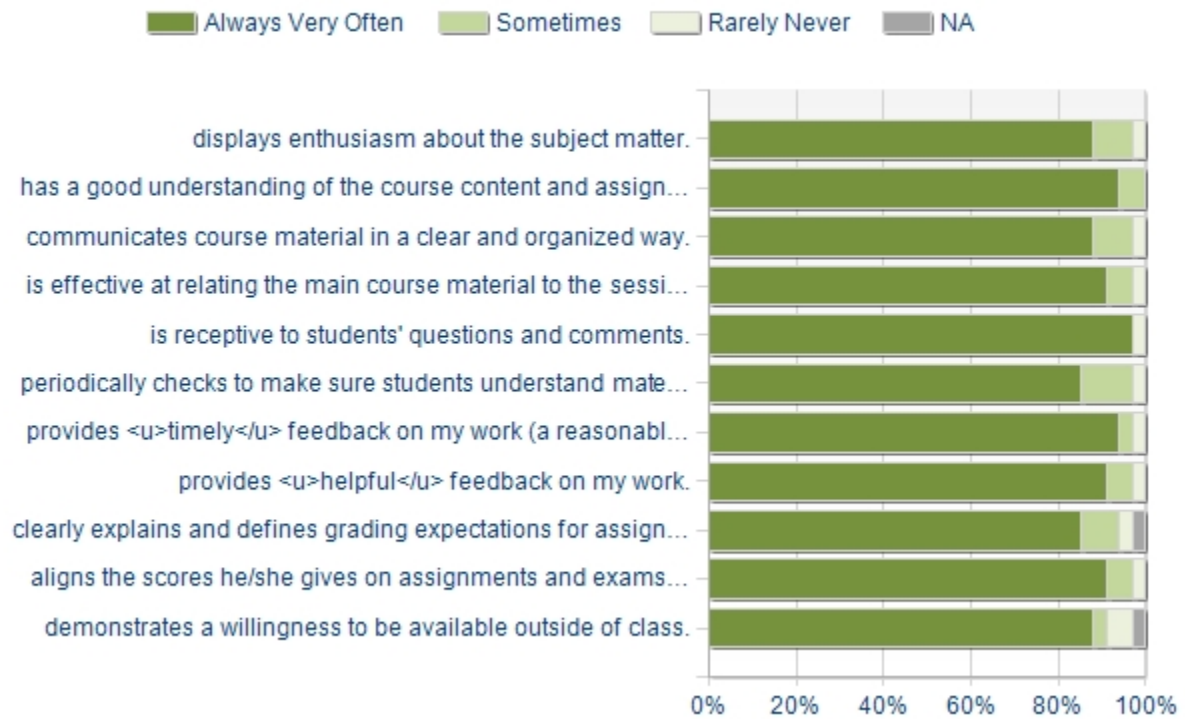
Statistics	Value
Response Count	34
Mean	3.4
Median	3.0

## Feedback (same question displayed as spreadsheet, scale distribution and frequency)

(AHNS-E-01) How often does your Teaching Assistant **John Strandholm** do the following?

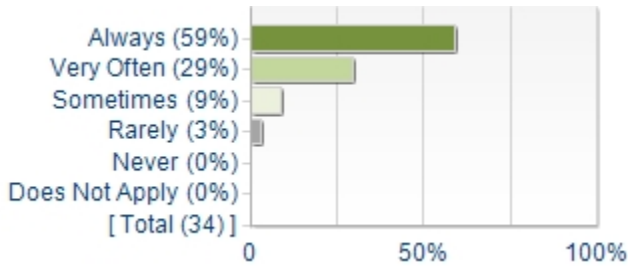
	Count	Mean	Median	Always Very Often	%	Sometimes	%	Rarely Never	%
displays enthusiasm about the subject matter.	34	4.4	5.0	30	88 %	3	9 %	1	3 %
has a good understanding of the course content and assignments.	34	4.7	5.0	32	94 %	2	6 %	0	0 %
communicates course material in a clear and organized way.	34	4.5	5.0	30	88 %	3	9 %	1	3 %
is effective at relating the main course material to the sessions.	34	4.5	5.0	31	91 %	2	6 %	1	3 %
is receptive to students' questions and comments.	34	4.6	5.0	33	97 %	0	0 %	1	3 %
periodically checks to make sure students understand material/procedures.	34	4.4	5.0	29	85 %	4	12 %	1	3 %
provides <u>timely</u> feedback on my work (a reasonable expectation is to receive feedback on an assignment within 2 weeks).	34	4.6	5.0	32	94 %	1	3 %	1	3 %
provides <u>helpful</u> feedback on my work.	34	4.5	5.0	31	91 %	2	6 %	1	3 %
clearly explains and defines grading expectations for assignments and exams.	33	4.4	5.0	29	88 %	3	9 %	1	3 %
aligns the scores he/she gives on assignments and exams with the grading expectations.	33	4.5	5.0	30	91 %	2	6 %	1	3 %
demonstrates a willingness to be available outside of class.	32	4.6	5.0	29	91 %	1	3 %	2	6 %

(AHNS-E-01) How often does your Teaching Assistant **John Strandholm** do the following?



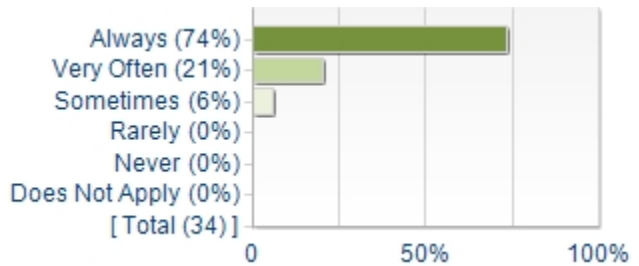
**(AHNS-E-01) How often does your Teaching Assistant John Strandholm do the following?**

1. displays enthusiasm about the subject matter.



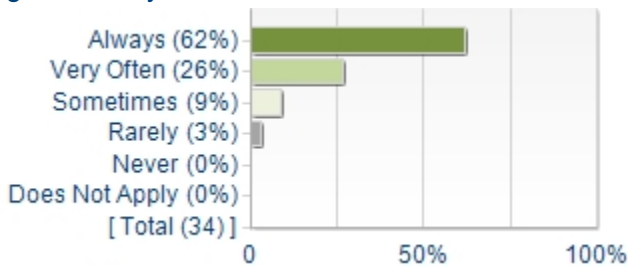
Statistics	Value
Response Count	34
Mean	4.4
Median	5.0

2. has a good understanding of the course content and assignments.



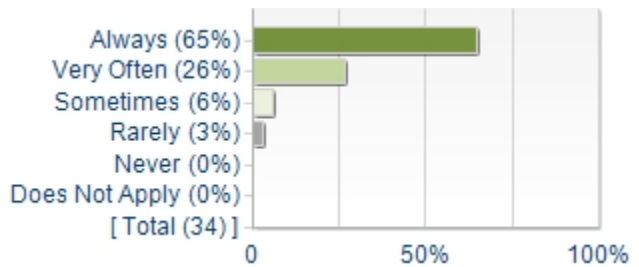
Statistics	Value
Response Count	34
Mean	4.7
Median	5.0

3. communicates course material in a clear and organized way.



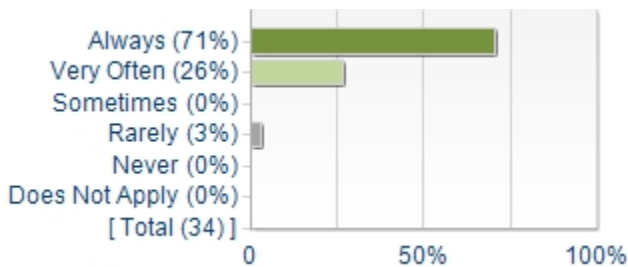
Statistics	Value
Response Count	34
Mean	4.5
Median	5.0

4. is effective at relating the main course material to the sessions.



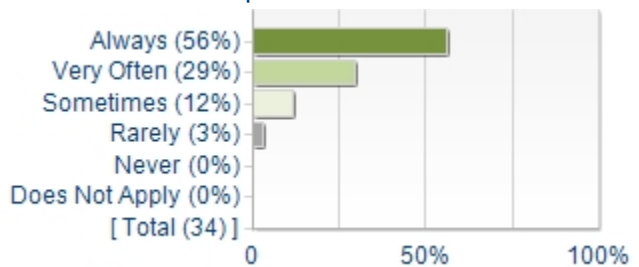
Statistics	Value
Response Count	34
Mean	4.5
Median	5.0

5. is receptive to students' questions and comments.



Statistics	Value
Response Count	34
Mean	4.6
Median	5.0

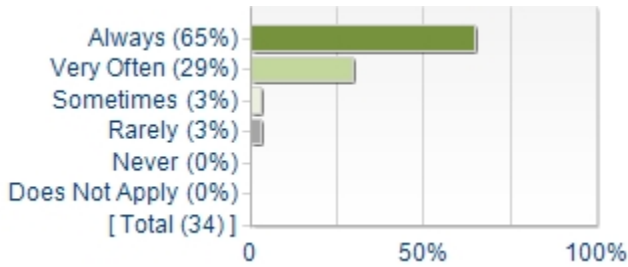
6. periodically checks to make sure students understand material/procedures.



Statistics	Value
Response Count	34
Mean	4.4
Median	5.0

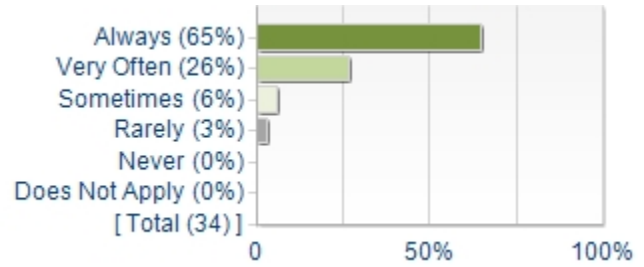
**(AHNS-E-01) How often does your Teaching Assistant John Strandholm do the following? (continued)**

7. provides timely feedback on my work (a reasonable expectation is to receive feedback on an assignment within 2 weeks).



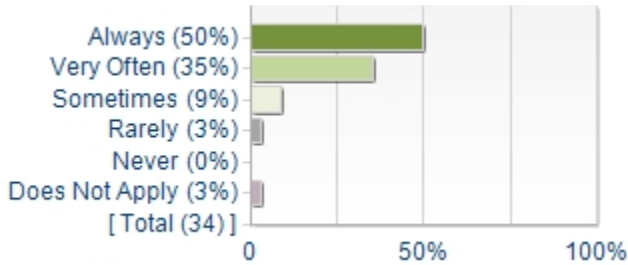
Statistics	Value
Response Count	34
Mean	4.6
Median	5.0

8. provides helpful feedback on my work.



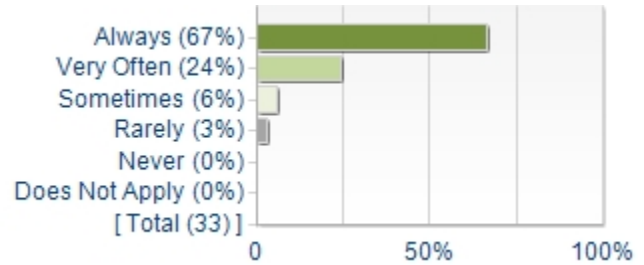
Statistics	Value
Response Count	34
Mean	4.5
Median	5.0

9. clearly explains and defines grading expectations for assignments and exams.



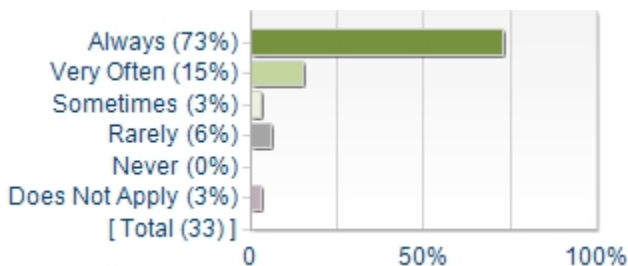
Statistics	Value
Response Count	34
Mean	4.4
Median	5.0

10. aligns the scores he/she gives on assignments and exams with the grading expectations.



Statistics	Value
Response Count	33
Mean	4.5
Median	5.0

11. demonstrates a willingness to be available outside of class.



Statistics	Value
Response Count	33
Mean	4.6
Median	5.0

## Comments

### (AHNS-E-04) What are the strengths of John Strandholm as a Teaching Assistant?

Comments
His teaching pace is perfect, never too fast or too slow. He would never just give the answer but, guide us towards to correct answer while teaching. Level-headed, good listener, knowledgeable etc.
He is available and is willing to help out.
Easy to get along with and puts things in terms that are easy to understand. He is very willing to work with students guidance
his availability to discuss course materials and help critically think about the topics beyond the required assignments
Taught Stata use well and was clear in most of it.
He was always willing to help with the lab assignments without just giving us answers. He would ask us questions to help us think through the question, which helped a great deal with finishing the overall project.
knowledgeable on the subject of econometrics. John is a good listener, what I mean by that is he will listen to you all the way through your questions before jumping to conclusions.
Very good at explaining how to use stata and showing multiple ways to do things.
Good with technology and explaining lab material
He provides a good written feedback to lab submissions.
Very positive and helpful when students had questions on homework or projects.
he is a wealth of knowledge
He knew what he was doing
Easy to talk to.
He really elaborated the different concepts in lab and carefully went through each step for STATA which really helped.
He knows his information, extremely helpful and Vicky and himself make a great team. Glad he was my ta the other John sucked.
John is a national treasure-we were highly fortunate to have the knowledge of this kind, gentle soul in our class.
Very willing to help with any questions and very patient
open to student question good humor
He is willing to set his schedule aside to help me understand the material. I came to John several times outside his office hours and he always helped me and was always willing to go the extra mile on explaining the subject to me.
goes very slow during his lecture part of the class so that everyone can understand the material

**(AHNS-E-05) What are one or two specific things the Teaching Assistant John Strandholm could do to improve his/her teaching?**

Comments
I guess referencing core concepts during lab more often would help but, also waste more time. So other than that I dont really have any suggestions
He should continue what he does with being available and willing to help.
N`
go through the material slower and allow students to think about it before moving on
Move a little faster in Lab. Students are able to figure out what to learn with the paper in front of them.
n`
Not sure, possibly having him speak in the inclass lectures? haha
Be slightly more prepared for labs.
I wish that he explains things better.
grow a longer beard
he seemed tired a lot, but arnt we all
nothing
I felt like he could be a little more enthusiastic when teaching the lab because I often felt that without any excitement I felt disinterested.
His manners... Jk nothing he was great.
Grow out the beard
Grand fellow
all good
John is very good. I cant think of really anything he can do to better himself. He and Vicki go together very well. and John will Make a great Professor in the Future.
nothing