

2015 Fall TA Report John Strandholm ECONS 311

2015 Fall College of Agricultural, Human, and Natural Resource Sciences

Project Audience 9

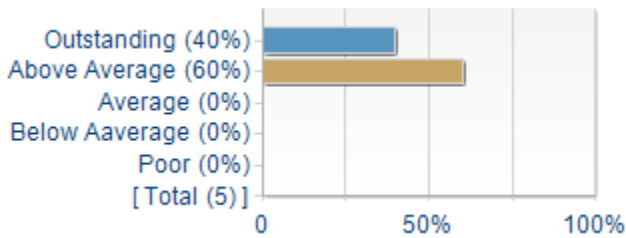
Responses Received 5

Response Ratio 56%

Creation Date Thu, Jan 07, 2016

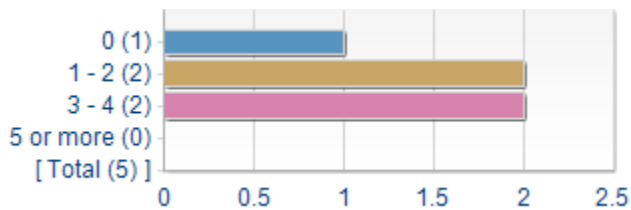
Overall Rating of Teaching Assistant

(AHNS-E-06) What is your overall rating of this Teaching Assistant **John Strandholm**?

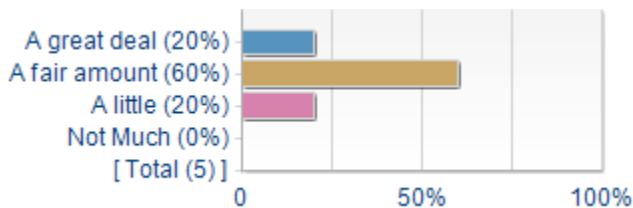


| Statistics | Value |
|----------------|-------|
| Response Count | 5 |
| Mean | 4.4 |
| Median | 4.0 |

(AHNS-E-02) Approximately how many times have you visited your Teaching Assistant **John Strandholm** in his or her office?



(AHNS-E-03) How much has your Teaching Assistant **John Strandholm** contributed to how much you learned -- increased your skills and knowledge -- about the main subject/topics in this course?



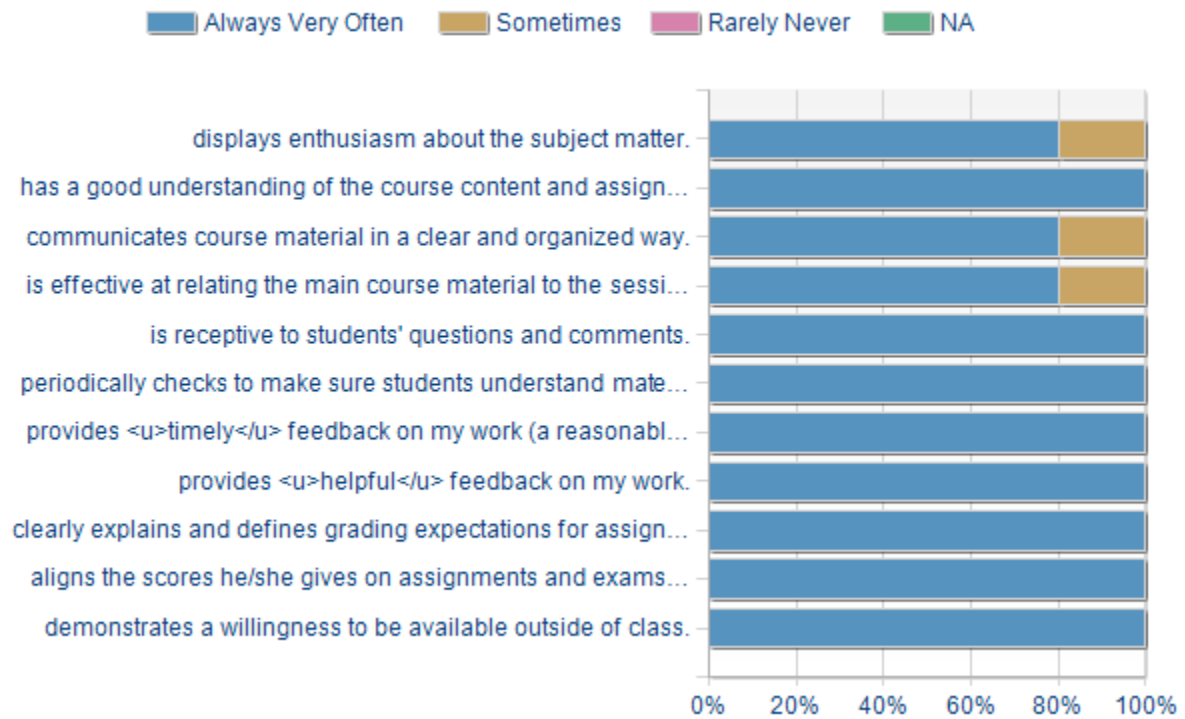
| Statistics | Value |
|----------------|-------|
| Response Count | 5 |
| Mean | 3.0 |
| Median | 3.0 |

Feedback (same question displayed as spreadsheet, scale distribution and frequency)

(AHNS-E-01) How often does your Teaching Assistant **John Strandholm** do the following?

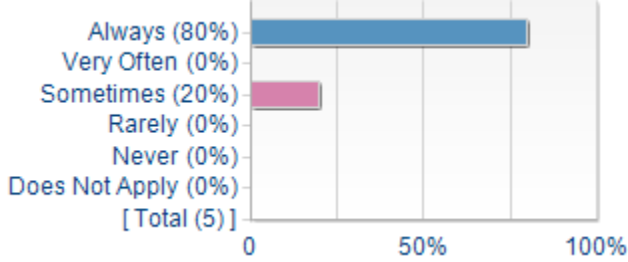
| | Count | Mean | Median | Always Very Often | % | Sometimes | % | Rarely Never | % |
|---|-------|------|--------|-------------------|-------|-----------|------|--------------|-----|
| displays enthusiasm about the subject matter. | 5 | 4.6 | 5.0 | 4 | 80 % | 1 | 20 % | 0 | 0 % |
| has a good understanding of the course content and assignments. | 5 | 4.6 | 5.0 | 5 | 100 % | 0 | 0 % | 0 | 0 % |
| communicates course material in a clear and organized way. | 5 | 4.4 | 5.0 | 4 | 80 % | 1 | 20 % | 0 | 0 % |
| is effective at relating the main course material to the sessions. | 5 | 4.4 | 5.0 | 4 | 80 % | 1 | 20 % | 0 | 0 % |
| is receptive to students' questions and comments. | 4 | 5.0 | 5.0 | 4 | 100 % | 0 | 0 % | 0 | 0 % |
| periodically checks to make sure students understand material/procedures. | 5 | 4.6 | 5.0 | 5 | 100 % | 0 | 0 % | 0 | 0 % |
| provides <u>timely</u> feedback on my work (a reasonable expectation is to receive feedback on an assignment within 2 weeks). | 5 | 4.8 | 5.0 | 5 | 100 % | 0 | 0 % | 0 | 0 % |
| provides <u>helpful</u> feedback on my work. | 5 | 4.8 | 5.0 | 5 | 100 % | 0 | 0 % | 0 | 0 % |
| clearly explains and defines grading expectations for assignments and exams. | 5 | 4.8 | 5.0 | 5 | 100 % | 0 | 0 % | 0 | 0 % |
| aligns the scores he/she gives on assignments and exams with the grading expectations. | 5 | 4.8 | 5.0 | 5 | 100 % | 0 | 0 % | 0 | 0 % |
| demonstrates a willingness to be available outside of class. | 5 | 4.8 | 5.0 | 5 | 100 % | 0 | 0 % | 0 | 0 % |

(AHNS-E-01) How often does your Teaching Assistant **John Strandholm** do the following?



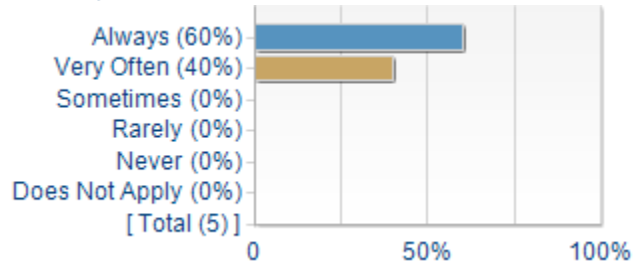
(AHNS-E-01) How often does your Teaching Assistant John Strandholm do the following?

1. displays enthusiasm about the subject matter.



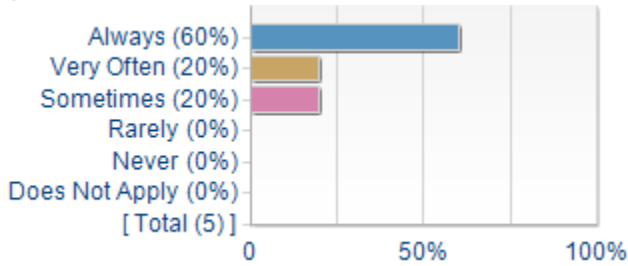
| Statistics | Value |
|----------------|-------|
| Response Count | 5 |
| Mean | 4.6 |
| Median | 5.0 |

2. has a good understanding of the course content and assignments.



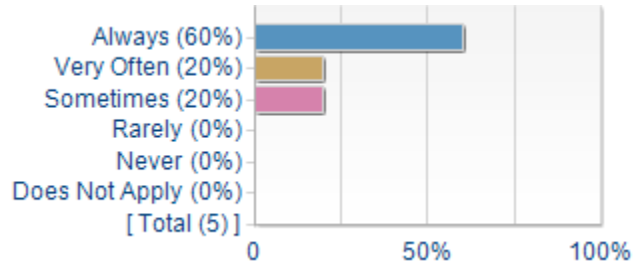
| Statistics | Value |
|----------------|-------|
| Response Count | 5 |
| Mean | 4.6 |
| Median | 5.0 |

3. communicates course material in a clear and organized way.



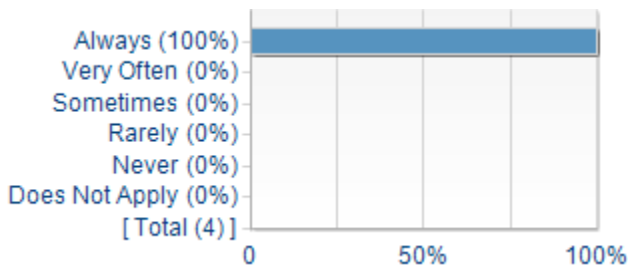
| Statistics | Value |
|----------------|-------|
| Response Count | 5 |
| Mean | 4.4 |
| Median | 5.0 |

4. is effective at relating the main course material to the sessions.



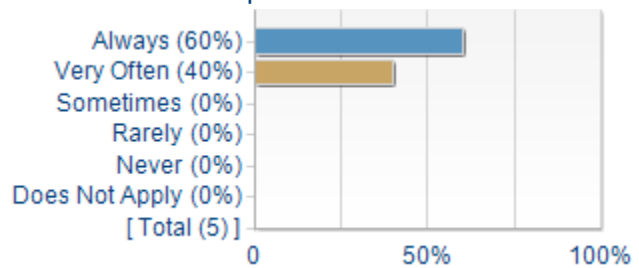
| Statistics | Value |
|----------------|-------|
| Response Count | 5 |
| Mean | 4.4 |
| Median | 5.0 |

5. is receptive to students' questions and comments.



| Statistics | Value |
|----------------|-------|
| Response Count | 4 |
| Mean | 5.0 |
| Median | 5.0 |

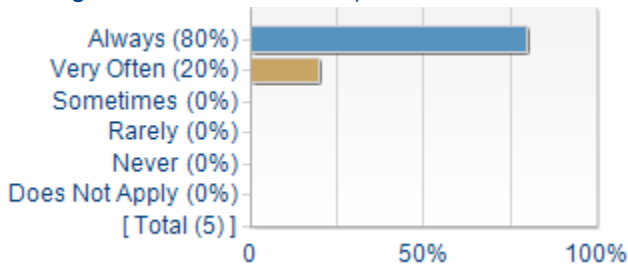
6. periodically checks to make sure students understand material/procedures.



| Statistics | Value |
|----------------|-------|
| Response Count | 5 |
| Mean | 4.6 |
| Median | 5.0 |

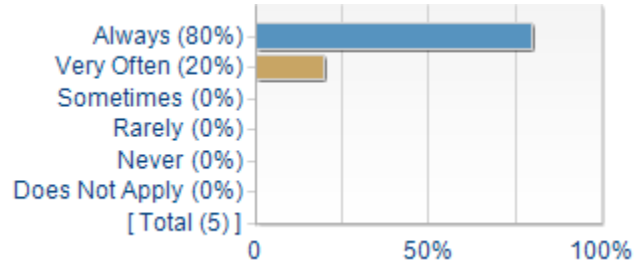
(AHNS-E-01) How often does your Teaching Assistant John Strandholm do the following? (continued)

7. provides timely feedback on my work (a reasonable expectation is to receive feedback on an assignment within 2 weeks).



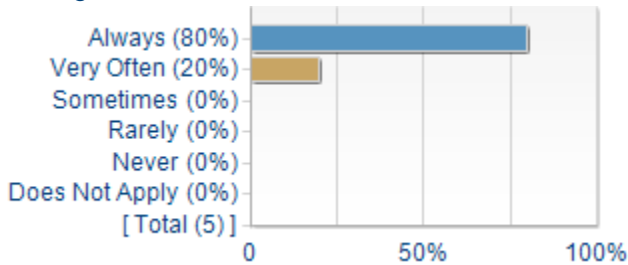
| Statistics | Value |
|----------------|-------|
| Response Count | 5 |
| Mean | 4.8 |
| Median | 5.0 |

8. provides helpful feedback on my work.



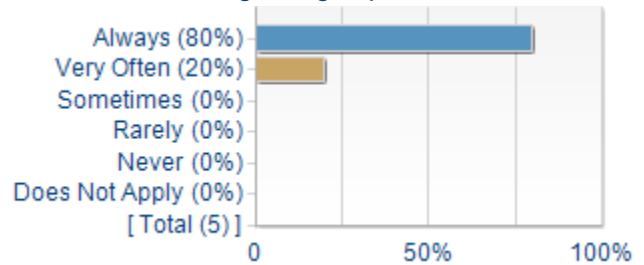
| Statistics | Value |
|----------------|-------|
| Response Count | 5 |
| Mean | 4.8 |
| Median | 5.0 |

9. clearly explains and defines grading expectations for assignments and exams.



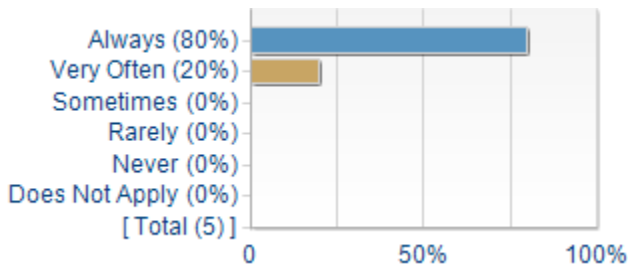
| Statistics | Value |
|----------------|-------|
| Response Count | 5 |
| Mean | 4.8 |
| Median | 5.0 |

10. aligns the scores he/she gives on assignments and exams with the grading expectations.



| Statistics | Value |
|----------------|-------|
| Response Count | 5 |
| Mean | 4.8 |
| Median | 5.0 |

11. demonstrates a willingness to be available outside of class.



| Statistics | Value |
|----------------|-------|
| Response Count | 5 |
| Mean | 4.8 |
| Median | 5.0 |

Comments

(AHNS-E-04) What are the strengths of **John Strandholm** as a Teaching Assistant?

Comment

Knowledgeable. Willing to break down the course material in plain language when the course material gets a bit confusing or perceived as convoluted.

Goes over notes in detail from lecture and slows down during complex problems on the computer.

His knowledge of the material and his ability to transfer that knowledge to students when helping them

(AHNS-E-05) What are one or two specific things the Teaching Assistant **John Strandholm** could do to improve his/her teaching?

Comment

Sometimes is redundant in explanation. Wish he would post the lab assignment at the beginning of class for students to complete rather than waiting until the end.

Be more clear and speak up when presenting the material