

2015 Fall TA Report John Strandholm ECONS 311

2015 Fall College of Agricultural, Human, and Natural Resource Sciences

Project Audience 27

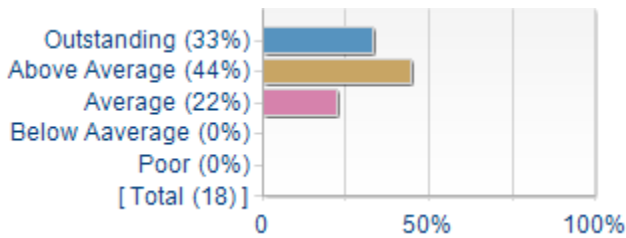
Responses Received 18

Response Ratio 67%

Creation Date Thu, Jan 07, 2016

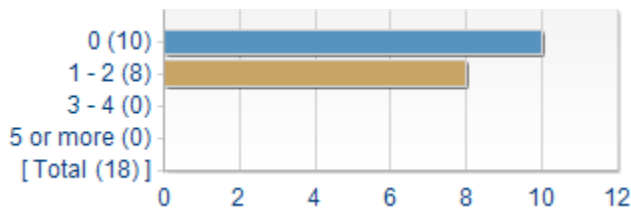
Overall Rating of Teaching Assistant

(AHNS-E-06) What is your overall rating of this Teaching Assistant **John Strandholm**?

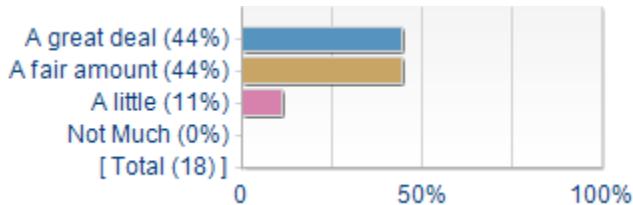


Statistics	Value
Response Count	18
Mean	4.1
Median	4.0

(AHNS-E-02) Approximately how many times have you visited your Teaching Assistant **John Strandholm** in his or her office?



(AHNS-E-03) How much has your Teaching Assistant **John Strandholm** contributed to how much you learned -- increased your skills and knowledge -- about the main subject/topics in this course?



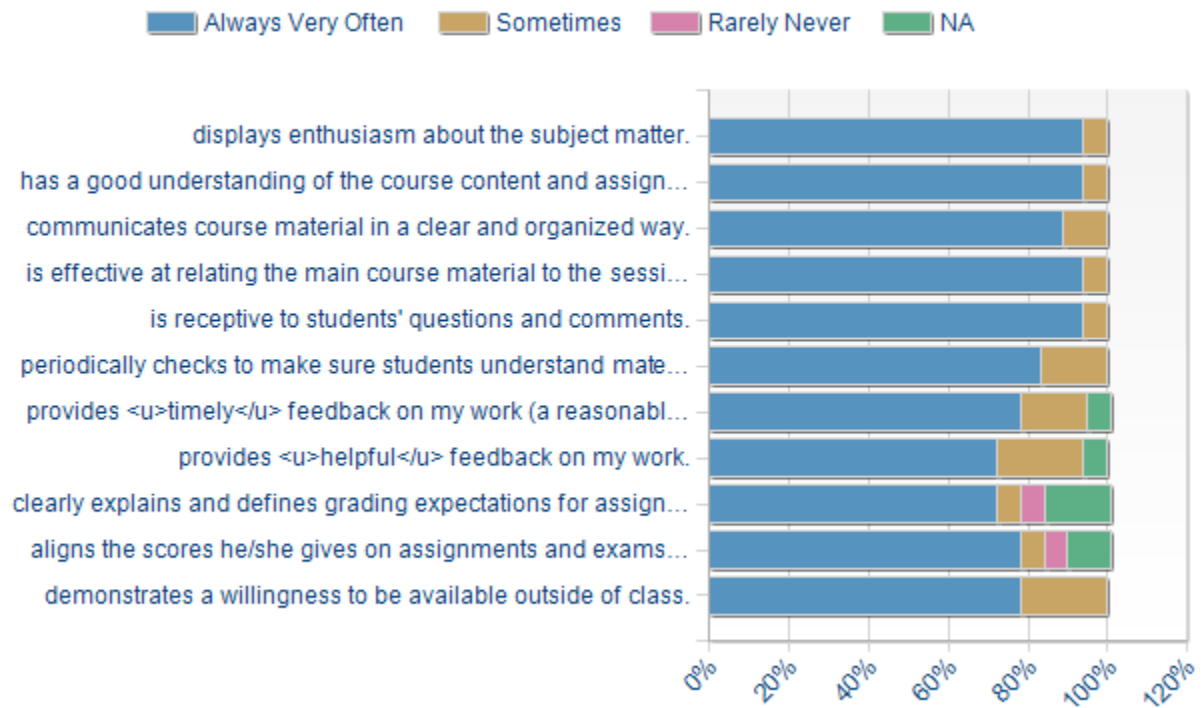
Statistics	Value
Response Count	18
Mean	3.3
Median	3.0

Feedback (same question displayed as spreadsheet, scale distribution and frequency)

(AHNS-E-01) How often does your Teaching Assistant **John Strandholm** do the following?

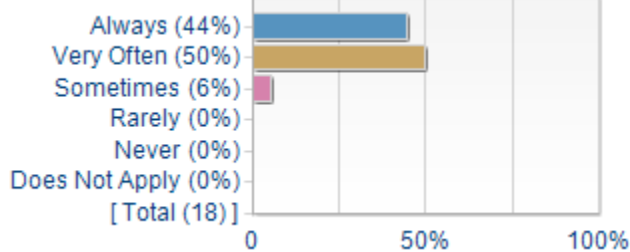
	Count	Mean	Median	Always Very Often	%	Sometimes	%	Rarely Never	%
displays enthusiasm about the subject matter.	18	4.4	4.0	17	94 %	1	6 %	0	0 %
has a good understanding of the course content and assignments.	18	4.6	5.0	17	94 %	1	6 %	0	0 %
communicates course material in a clear and organized way.	18	4.3	4.0	16	89 %	2	11 %	0	0 %
is effective at relating the main course material to the sessions.	18	4.4	4.5	17	94 %	1	6 %	0	0 %
is receptive to students' questions and comments.	18	4.7	5.0	17	94 %	1	6 %	0	0 %
periodically checks to make sure students understand material/procedures.	18	4.4	5.0	15	83 %	3	17 %	0	0 %
provides <u>timely</u> feedback on my work (a reasonable expectation is to receive feedback on an assignment within 2 weeks).	17	4.2	4.0	14	82 %	3	18 %	0	0 %
provides <u>helpful</u> feedback on my work.	17	4.2	4.0	13	76 %	4	24 %	0	0 %
clearly explains and defines grading expectations for assignments and exams.	15	4.3	4.0	13	87 %	1	7 %	1	7 %
aligns the scores he/she gives on assignments and exams with the grading expectations.	16	4.3	4.0	14	88 %	1	6 %	1	6 %
demonstrates a willingness to be available outside of class.	18	4.3	4.5	14	78 %	4	22 %	0	0 %

(AHNS-E-01) How often does your Teaching Assistant **John Strandholm do the following?**



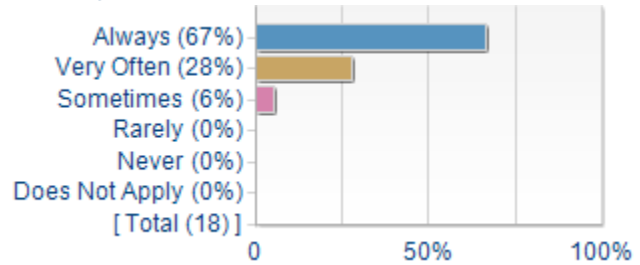
(AHNS-E-01) How often does your Teaching Assistant John Strandholm do the following?

1. displays enthusiasm about the subject matter.



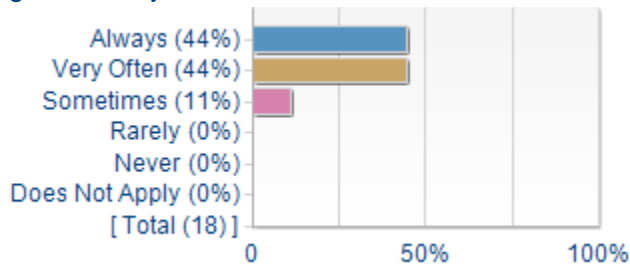
Statistics	Value
Response Count	18
Mean	4.4
Median	4.0

2. has a good understanding of the course content and assignments.



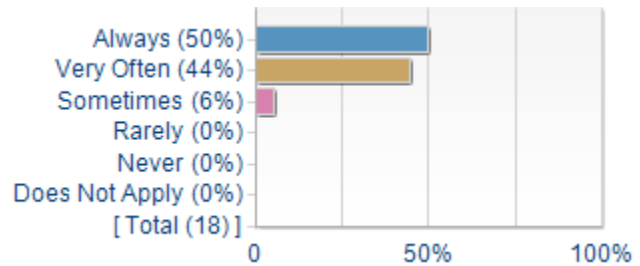
Statistics	Value
Response Count	18
Mean	4.6
Median	5.0

3. communicates course material in a clear and organized way.



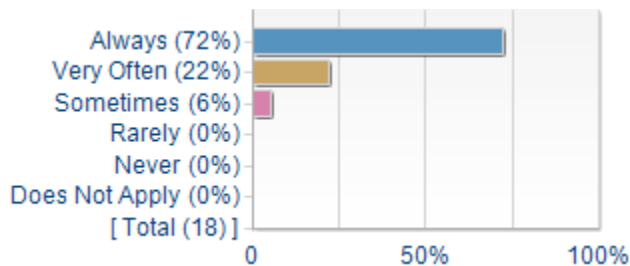
Statistics	Value
Response Count	18
Mean	4.3
Median	4.0

4. is effective at relating the main course material to the sessions.



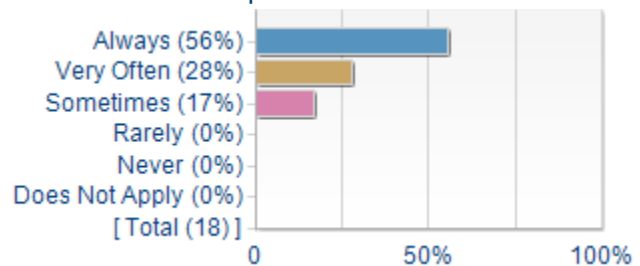
Statistics	Value
Response Count	18
Mean	4.4
Median	4.5

5. is receptive to students' questions and comments.



Statistics	Value
Response Count	18
Mean	4.7
Median	5.0

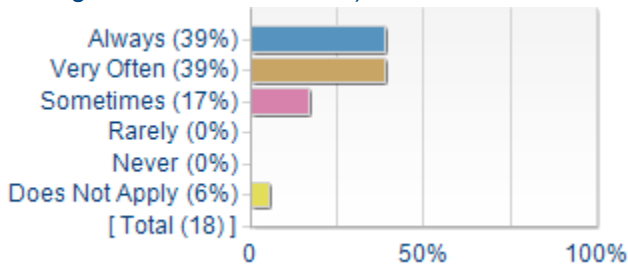
6. periodically checks to make sure students understand material/procedures.



Statistics	Value
Response Count	18
Mean	4.4
Median	5.0

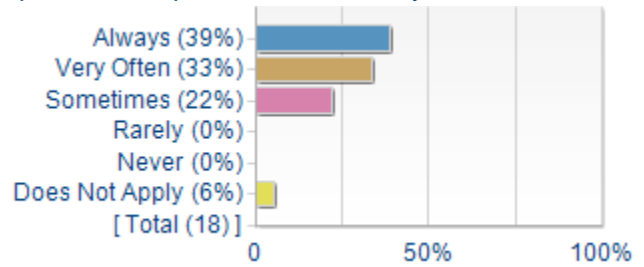
(AHNS-E-01) How often does your Teaching Assistant John Strandholm do the following? (continued)

7. provides timely feedback on my work (a reasonable expectation is to receive feedback on an assignment within 2 weeks).



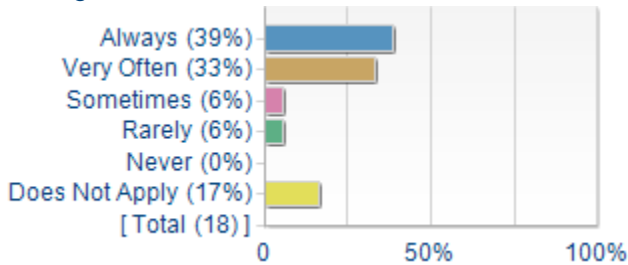
Statistics	Value
Response Count	18
Mean	4.2
Median	4.0

8. provides helpful feedback on my work.



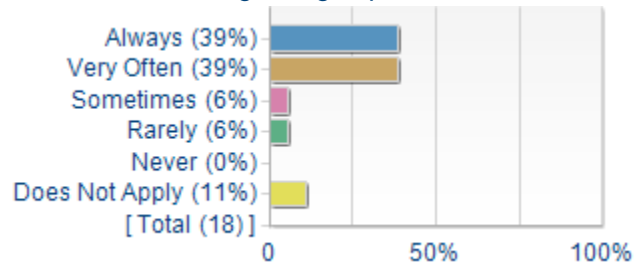
Statistics	Value
Response Count	18
Mean	4.2
Median	4.0

9. clearly explains and defines grading expectations for assignments and exams.



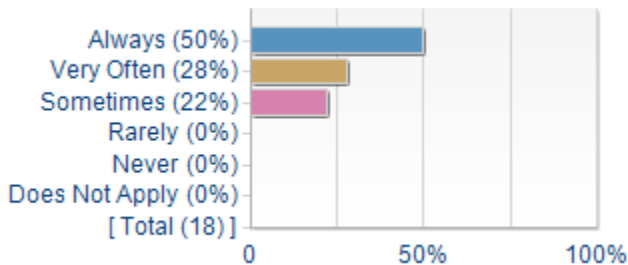
Statistics	Value
Response Count	18
Mean	4.3
Median	4.0

10. aligns the scores he/she gives on assignments and exams with the grading expectations.



Statistics	Value
Response Count	18
Mean	4.3
Median	4.0

11. demonstrates a willingness to be available outside of class.



Statistics	Value
Response Count	18
Mean	4.3
Median	4.5

Comments

(AHNS-E-04) What are the strengths of **John Strandholm** as a Teaching Assistant?

Comment
Seems to enjoy what he does
Great help in lab. He is approachable and is very knowledgeable. Always willing to help.
knowledge of subject in lessons
Clear instruction
Willing to answer any questions you may have
Knows material well and personable.
Displays enthusiasm about the subject
Beard
Knows the material and seems to enjoy teaching the lab.
enthusiastic and willing to help
Very knowledgeable.

(AHNS-E-05) What are one or two specific things the Teaching Assistant **John Strandholm** could do to improve his/her teaching?

Comment
N/A
Move the lab lectures along a little bit faster but some of them are at a good pace but some feel slow.
More enthusiasm
More real world examples of applied materials
Speak up in lectures for those people in the back of lab.
He shaved the beard at the end of the semester, bad move John, bad move
The presentation of the material. All the info was there it is hard sometimes to follow.
communication in lab, slow down while walking through stata commands
I thought he did a good job.