

These updates were originally conceived by Dr. Dalphy Harteveld and will be updated during 2018 by Dr. Maria Fairbank, Associate in Research at WSU Mount Vernon Research and Extension Center. The research focuses on the epidemiology and control of fungal diseases of highbush blueberry in the Pacific Northwest. This weekly "Mummy Berry Update" provides information on the timing of apothecia (mushrooms) development from mummified overwintering berries (mummies) in four Washington counties (Skagit, Whatcom, Snohomish, and Island). The apothecia produce infectious ascospores that infect emerging flower and leaf buds (Figure 1). The first two tables show the average percentages of floral and vegetative buds at different developmental stages of cultivars in each county and indicate when susceptible tissue is available on the plants. The third table shows the different developmental stages of apothecial development from mummies and the emergence of ascospores (when cups of the mushrooms are more than 2 mm open). This information is provided to help the timing of disease management practices and to control mummy berry. Development of mummies and host reflect conditions occurring in the four fields that we are currently monitoring and may be different from stages of development in other blueberry fields in these same counties, in different counties, or for different blueberry cultivars.

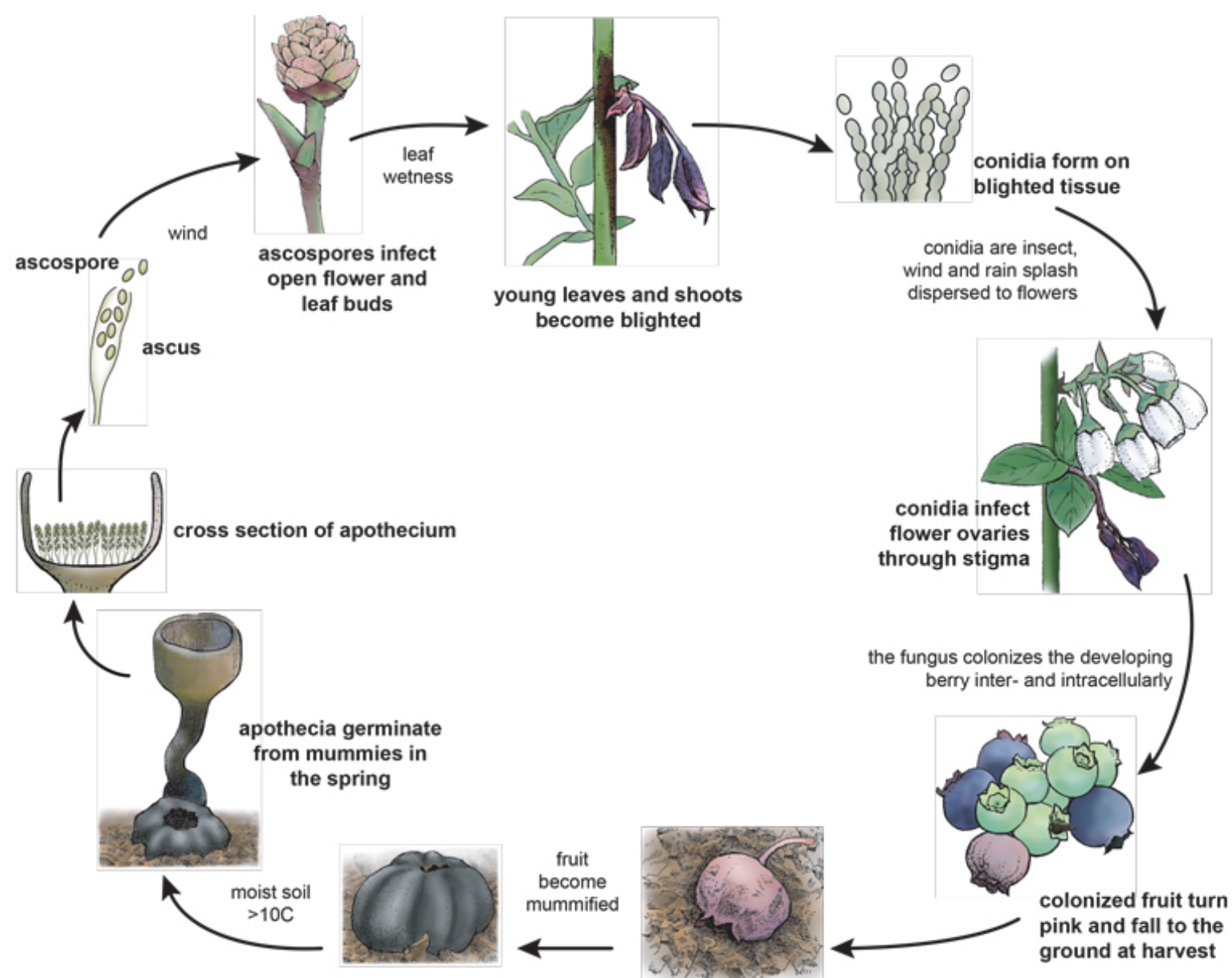





Figure 1: Disease cycle of mummy berry of blueberry. Annemiek Schilder, Michigan State University

NW WA –March Week 3 (3/12-3/16)

Floral Buds					
		Bud swell	Bud burst	Tight cluster	Early pink
Whatcom	Mixed	51%	42%	2%	0%
Skagit	Liberty	94%	6%	0%	0%
Snohomish	Reka	75%	17%	9%	0%
Island	Aurora	85%	8%	0%	0%
Percentages represent averages of 4 fields per cultivar per county. Red indicates a susceptible stage for infections.					

Vegetative Buds					
		Bud swell	Early green	Late green	Unfolding
Whatcom	Mixed	24%	76%	0%	0%
Skagit	Liberty	94%	0%	0%	0%
Snohomish	Reka	1%	35%	0%	0%
Island	Aurora	61%	2%	0%	0%
Percentages represent averages of 4 fields per cultivar per county. Red indicates a susceptible stage for infections.					

Apothecia					
	Dormant	Germination	Emergence	Differentiation	Sporulation
Whatcom	64%	4%	19%	10%	0%
Skagit	64%	24%	8%	4%	0%
Snohomish	88%	10%	2%	0%	0%
Island	92%	8%	0%	0%	0%
Percentages of mummies at each stage out of 50 mummies per field location. Red indicates release of ascospores.					

Contact: Maria Fairbank WSU Mount Vernon Research and Extension Center  
Phone: (360) 941-2344 Email: maria.fairbank@wsu.edu