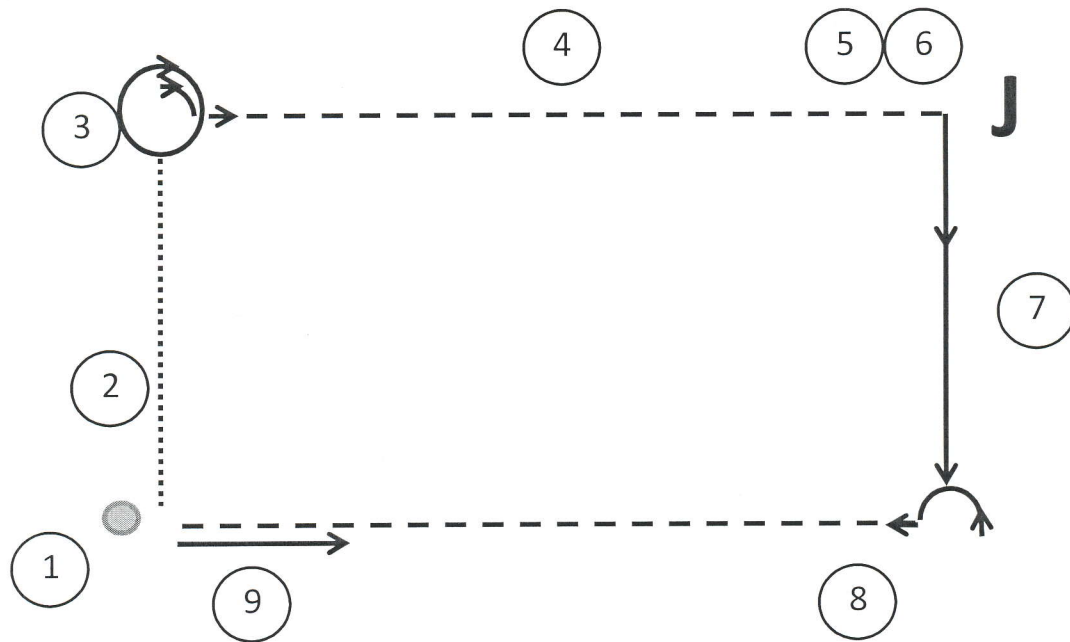


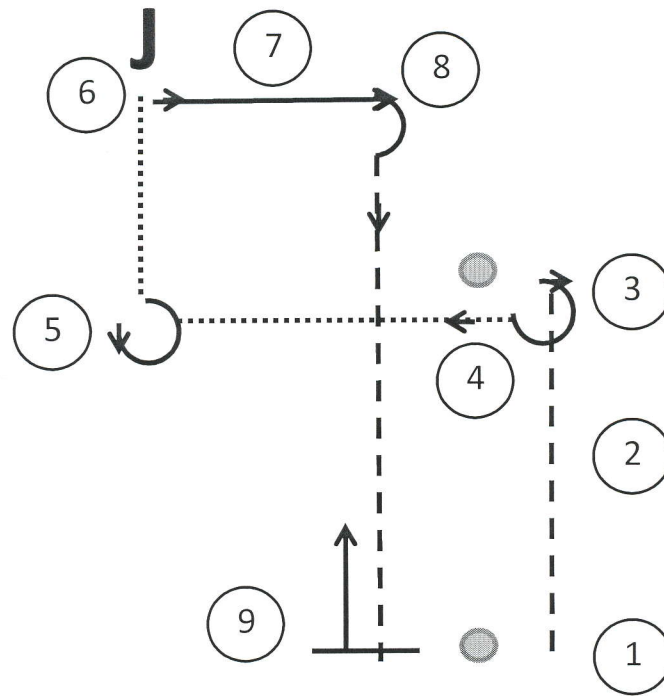
INTERMEDIATE SHOWMANSHIP

Silver #1



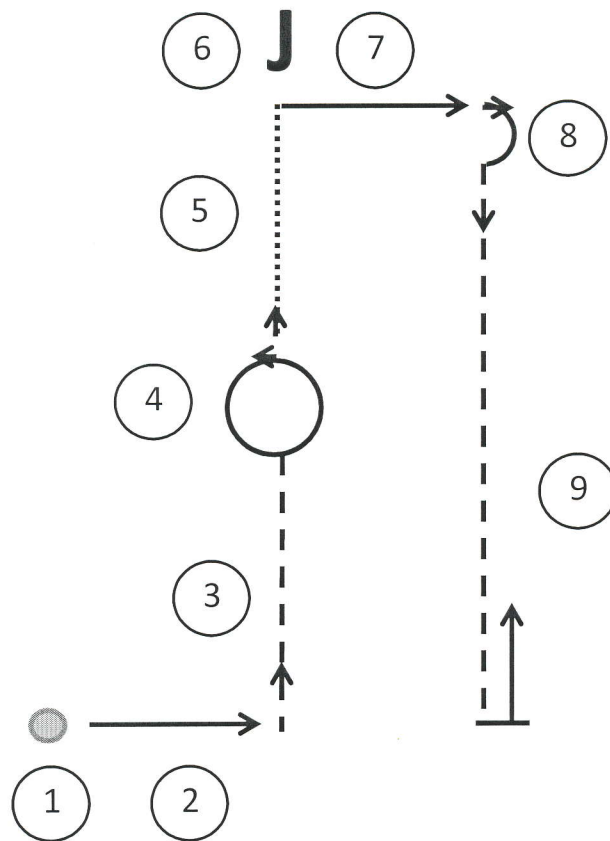
- 1.) Be ready at the cone.
- 2.) Walk until even with the judge.
- 3.) Perform a 450° (1 ¼) right haunch turn.
- 4.) Trot to the judge.
- 5.) Halt and set up for inspection.
- 6.) Answer a question posed by the judge.
- 7.) When excused, sidepass right until even with the first cone.
- 8.) Perform a 180° left forehand turn and trot to the cone.
- 9.) Halt. Back 4 steps and wait to be excused.

Silver #2



- 1.) Be ready at the first cone.
- 2.) Trot to the second cone.
- 3.) Perform a 270° right haunch turn.
- 4.) Walk until even with the judge.
- 5.) Perform a 270° left forehand turn and walk to the judge.
- 6.) Setup for inspection and answer a question posed by the judge.
- 7.) When excused, sidepass four crossovers to the right.
- 8.) Perform a 180° right haunch turn and trot until even with the first cone.
- 9.) Halt, back four steps, and wait to be excused.

Silver #3



- 1.) Be ready at the cone.
- 2.) Sidepass right until even with the judge.
- 3.) Trot halfway to the judge.
- 4.) Halt. Perform a 360° (1) left forehand turn.
- 5.) Walk to the judge. Halt and setup for inspection.
- 6.) Answer a question posed by the judge.
- 7.) When excused, sidepass right four crossovers.
- 8.) Perform a 180° right haunch turn.
- 9.) Trot until even with the first cone, halt, and back 7 steps.