Fertility in the Soil—Why it is so important

- Next to the human body the top 17 inches of soil is the next most complex system in the world. We have to stop treating the soil like dirt.

HEALTHY SOIL MEANS HEALTHY PEOPLE

Could this be the answer to the health crisis in US today

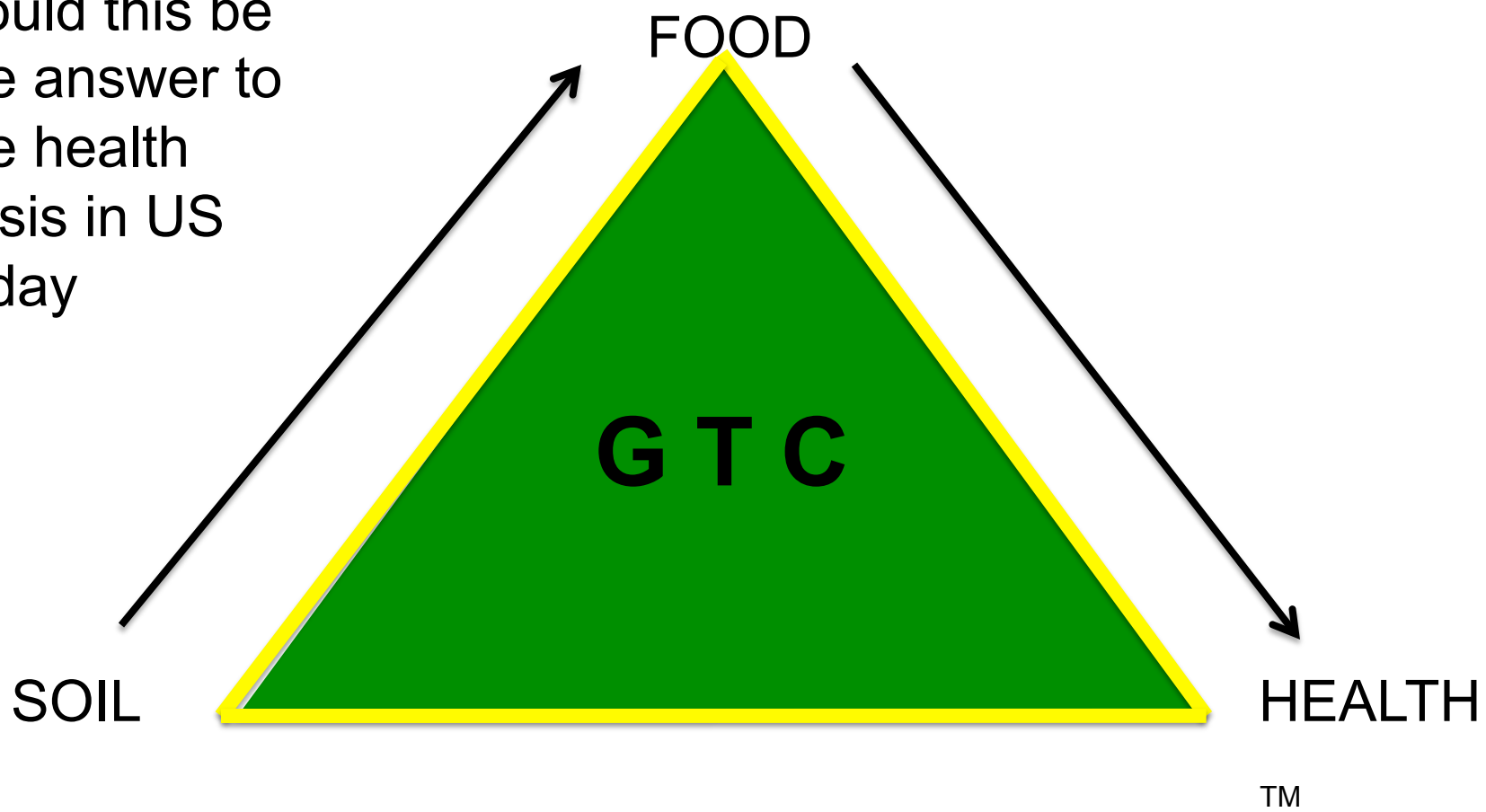

HEALTHY SOIL-HEALTHY FOOD-HEALTHY PEOPLE

Information from Dr. Welch of Cornell U.

The Known 51 Essential Nutrients for Sustaining Human Life

Air, Water & Energy (3)	Protein (amino acids) (9)	Lipids-Fat (fatty acids) (2)	Macro-Minerals (7)	Trace Elements (17)	Vitamins (13)
Oxygen	Histidine	Linoleic acid	Na	Fe	A
Water	Isoleucine	Linolenic acid	K	Zn	D
Carbohydrates	Leucine		Ca	Cu	E
	Lysine		Mg	Mn	K
	Methionine		S	I	C (Ascorbic acid)
	Phenylalanine		P	F	B_1 (Thiamin)
	Threonine		Cl	Se	B_2 (Riboflavin)
	Tryptophan			Mo	B_3 (Niacin)
	Valine			Co (in B_{12})	B_5 (Pantothenic acid)
				B	B_6 (Pyroxidine)
				Ni	B_7/H (Biotin)
				Cr	B_9 (Folic acid, folacin)
				V	B_{12} (Cobalamin)
				Si	
				As	
				Li	
				Sn	

*Numerous other beneficial substances in foods are also known to contribute to good health.

Soil needs energy also. Reason why composting should occur in root zone, the stomach of the plant

- Mental illness associated with micronutrient deficiency . Study done by Dr. David Thomas Review of food nutrient data from 1940 to 2002
-
- Copper—Mood disorders, ADHD Depression Premenstrual syndrome and schizophrenia
- 19 studies
- Chromium—Mood disorders , depression
- 4 studies
- Iodine---Mood disorders, aggression, anxiety, bipolar disorder, depression and schizophrenia
- 9 studies
- Iron--- Mood disorders, aggression ADHD, bipolar disorder, depression Premenstrual syndrome and schizophrenia
- 18 studies
- Magnesium***--- Mood disorders, anxiety ADHD, bipolar , depression premenstrual syndrome and schizophrenia
- 64 studies
- Manganese---Mood disorders, aggression, ADHD, schizophrenia
- 14 studies
- Molybdenum---Mood disorders, bipolar disorder, neuro-protective role
- 4 studies
- Nickel---Mood disorders, brain functions
- 10 studies
- Phosphorus---Mood disorders, anxiety, ADHD
- 4 studies
- Potassium---Mood disorders, aggression , anxiety, bipolar and depression
- 11studies
- Zinc---Mood disorders, aggression, ADHD, depression, premenstrual syndrome
- 24 studies

Example of % change in micronutrients from 1940 to 2002 Parmesan Cheese

- Sodium ---0
- Potassium---- minus 67%
- Phosphorous----minus 65%
- Magnesium---minus 70%
- Calcium--- minus 70%
- Iron--- all gone
- Copper---all gone
- Zinc--- minus 49%
- Many other foods tested showed similar results

Mineral depletion from 1940 to 1991

- Vegetables
  - Lost 76% of their copper content
  - Lost 49 % of their sodium content
  - Lost 46% of their calcium content
  - Lost 27% of their iron content
  - Lost 24% of their magnesium
  - Lost 16% of their potassium
- Fruit
  - Lost 19% of their copper content
  - Lost 29% of their sodium content
  - Lost 16% of their calcium content
  - Lost 24% of their iron content
  - Lost 15% of their magnesium
  - Lost 22% of their potassium content

Changes Needed in U.S. Agriculture to Meet Dietary Guidelines

Daily ERS loss-adjusted food guide pyramid servings in 2003, compared with the recommendations from the 2005 *Dietary Guidelines for Americans*

Food group	*Dietary Guidelines* recommendations for a 2,000-calorie diet	2003 ERS Food Guide Pyramid Servings[1]	Change needed to meet *Guidelines'* recommendations[2]	
	Number per day	*Number per day*	*Number*	*Percent*
Fruit	2.0 cups	.9 cups	1.1 cups	132
Vegetables:	2.5 cups	1.9 cups	.6 cups	31
Dark green	.4 cups	.2 cups	.3 cups	175
Orange	.3 cups	.1 cups	.2 cups	183
Legumes	.4 cups	.1 cups	.3 cups	431
Starchy	.4 cups	.7 cups	-.2 cups	-35
Other	.9 cups	.9 cups	-- cups	2
Milk	3.0 cups	1.8 cups	1.2 cups	66
Total grains[3]	6.0 oz-eq	8.2 oz-eq	-2.2 oz-eq	-27
Whole grains	3.0 oz-eq	.9 oz-eq	2.1 oz-eq	248

Possible Implications for U.S. Agriculture From Adoption of Select Dietary Guidelines / ERR-31
Economic Research Service/USDA

Why the weight loss clinics and dentists are so busy

- Recent book by Dr. Robert Lustig
  " Fat Chance: Beating the Odds Against Sugar, Processed Foods, Obesity

- "Sugar is more dangerous than its calories. Sugar is a toxin. Plain and simple." Similar to the effects of alcoholism.

Most of the 51 essential nutrients for human life can be found in this picture

Mission Statement and Goal

- Green Triangle Corporation is dedicated to creating **the <u>perfect plant and soil food</u>**. With respect and appreciation for the incredible world and all the biological systems that inhabit it's surface, it is our goal to accomplish this in a way that stays in harmony with all the balances and cycles already established by the genius of nature.
- **We follow the admonitions of William A. Albrect, knows as the father of organic farming and sustainable agriculture, who said**

- **"Learn how nature does it. Follow nature as close as possible."**

- To efficiently accomplish this, Green Triangle applies the latest **<u>mechanical, chemical, and biological knowledge</u>** to combine the elements into a natural plant feeding system. We understand this process must be environmentally safe, economical, and user friendly.
- Our mission is to make a positive contribution in the form of product and education to what we feel the earth needs most—**sustainable agriculture.**

We need a system of processing and blending suitable organic materials into a **complete** and **balanced** plant and soil food

- GTC Microblend$_{tm}$ has an effect on all three corners of the plant growth triangle to create a healthy soil, and a healthy plant

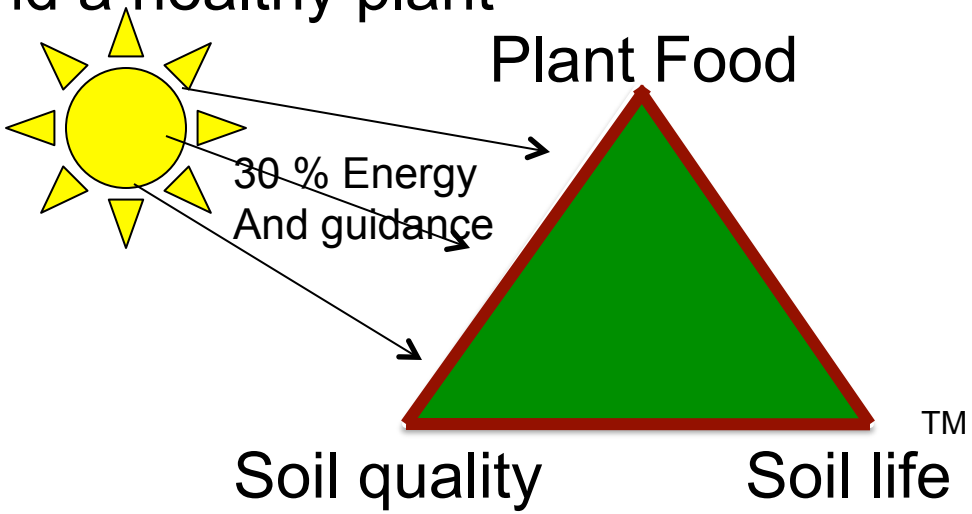

Direction from a source outside our earth and atmosphere

- When a new seedling first emerges, it has been found that the light penetrates every extremity of the emerging plant through a fiber optic like system. This light gives direction to all the current and future functions of the adult plant.

Some basic science to under stand how nature does it

Chemical

CHEMICAL

People are 65% oxygen

#1

$$O_2$$

#1 Priority in the quality of life is adequate oxygen to the cells. The most important chemical reaction on earth provides this molecule along with the our Food. What is this chemical reaction called?

How plants make food and fiber through the process of photosynthesis

$6CO_2 + 12H_2O$ + LIGHT --MG-- $C6H1206 + 6O_2 + 6H_20$

One photon of energy from the sun strikes the magnesium centered chlorophyll molecule to raise one electron one orbital for one billionth of a second. This energy is captured in the phosphate molecule(ATP); which energy is used to make sugar.

.

Photosynthesis and the carbon sugar ring are the most important reactions and successful molecules on earth.

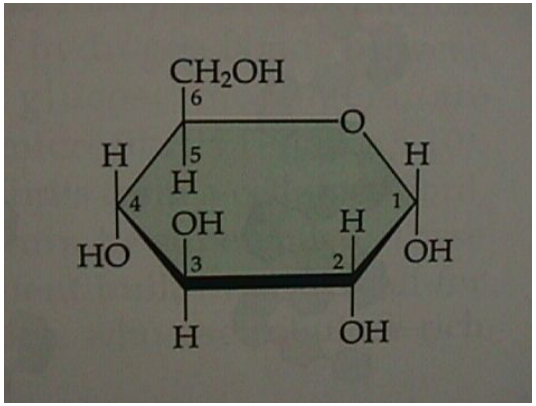

The second most important reaction on earth is nitrogen fixation

#2

Triple bond

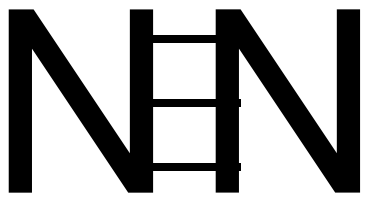

BACTERIA + N_2 + 6H + 6e --Fe & Mo-- $2NH_3$

A catalyst called nitrogenase contains iron and molybdenum to make this reaction possible.

The bacteria that takes N_2 from the air and makes NH_3 and NO_3 fertilizers for the soil are more abundant in soils rich in organic matter. This is the source of all the protein in our food and bodies, which next to air is our #2 priority in survival.

CARBON–

#3 C

Nature’s building block and bacteria’s favorite food.

Its free but can be in short supply

The perfect plant food will have all 16 nutrients in a form the plant can use

Carbon 45% -

Hydrogen 8% +

Nitrogen 1-6% - +

Boron 2-75 ppm +

Chlorine .03-3 ppm -

Zinc 5-100 ppm +

Phosphorus .05-1 % -

Molybdenum .01-10 ppm -

A plant food needs all 16 of these nutrients
Majors are 99.9%
Minors or .1 of 1% or 1000 ppm

Oxygen 43 % -

Potassium .3-6 % +

Calcium .1-3 % +

Magnesium .05-1 % +

Manganese 40-250 ppm

Sulfur .05-1.5 % -

Iron 10-1000 ppm +

Copper 2-50 ppm +

- All 16 nutrients in proper ratios are equally important

Ratios are everything
P affects 10 other nutrients

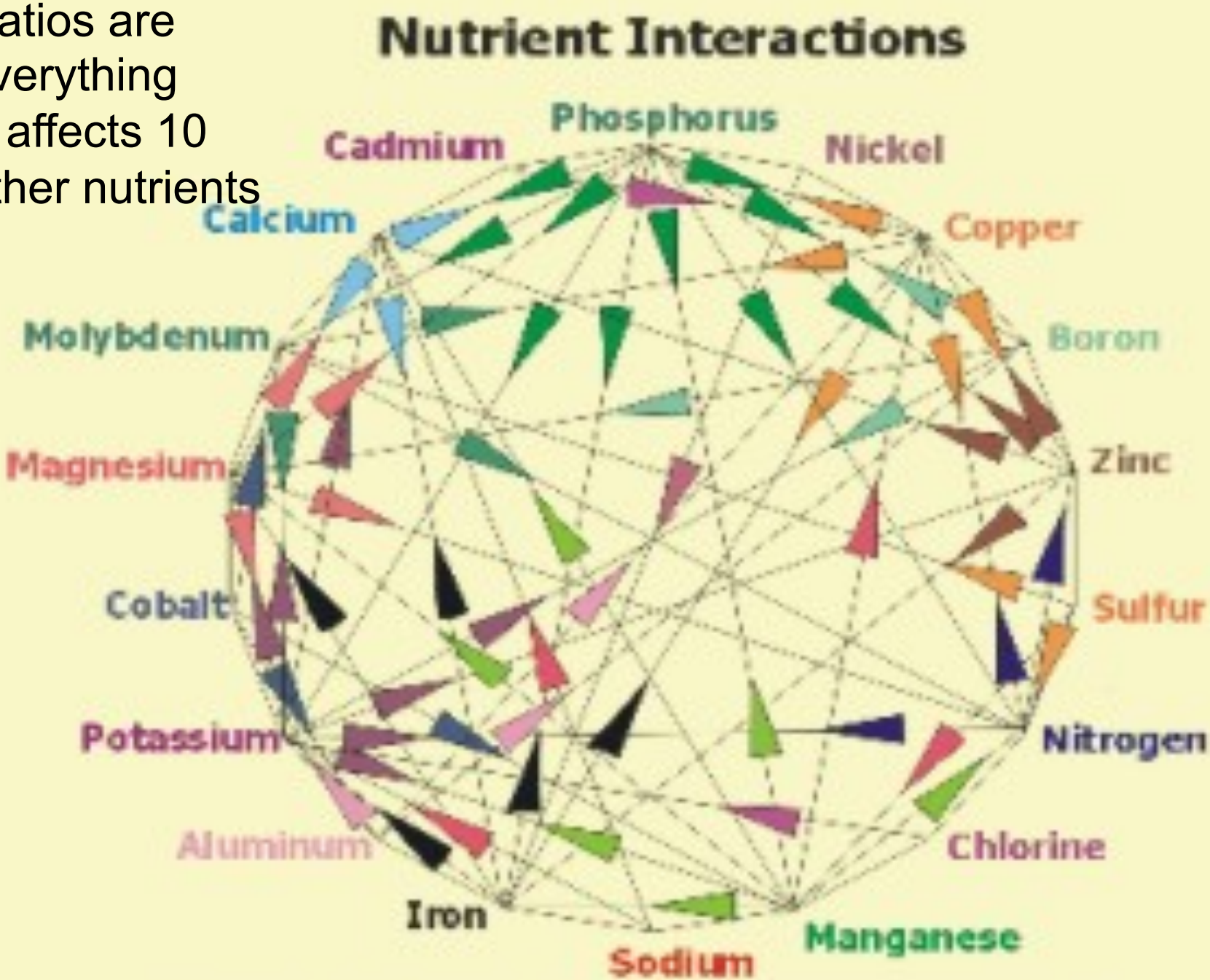

How do we restore our mineral depleted land back to fertility

Green Triangle has the technology to start returning the 50% of the soil organic matter that has been lost into the air as green house gases and into the oceans as sentiments. Recycling the organic waste streams back to a plant food is essential to this process.

Roman way of defeating a nation was to salt their farm land.

BIOLOGICAL BALANCE

Romans were here

How do you make this look like this



Once fertile soil in Imperial Valley, CA.

5 billion bacteria in a hand full of good soil

Organic matter increases water holding capacity

168 lbs. H_2O

34 lbs. H_2O

5:1

#1 problem world wide in crop reduction is soil compaction

Humus: Nature's friendly storehouse.

Compacted Soil: Reduces air and water capacity and stops root penetration.

We need a system to create soil like nature does

The Three user friendly forms of the GTC Recycled Organic Plant Food

The image cannot be displayed. Your computer may not have enough memory to open the image, or the image may have been corrupted. Restart your computer, and then open the file again. If the red x still appears, you may have to delete the image and then insert it again.

This GTC™ process can convert two hour old chicken litter and dairy manure into these stable , odor free granules

Chicken litter from granule to liquid for water application

Dissolved from hardened granules by placing tea bag in Hydroponic aerated system.

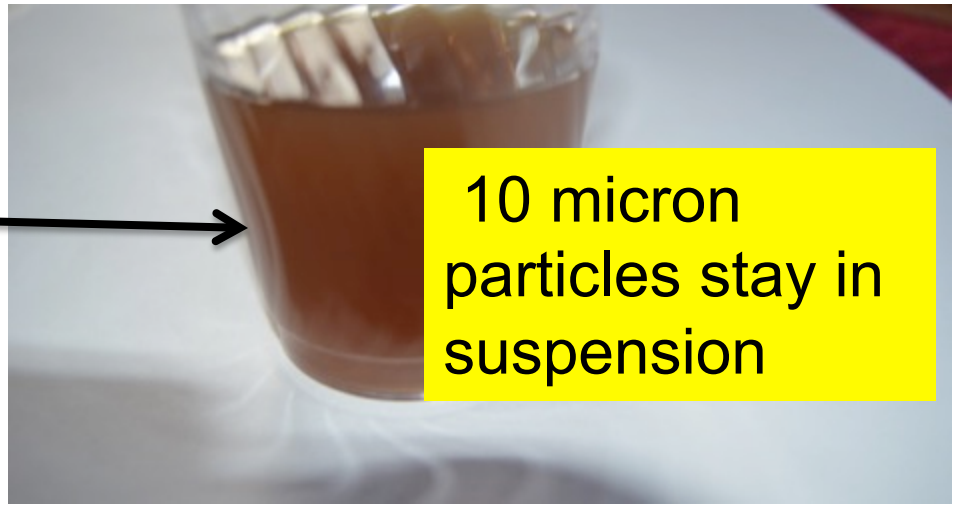

Picked Feb 2, 2015. Grown with 100% recycled waste

Food waste converted to plant and soil food solves a land fill problem

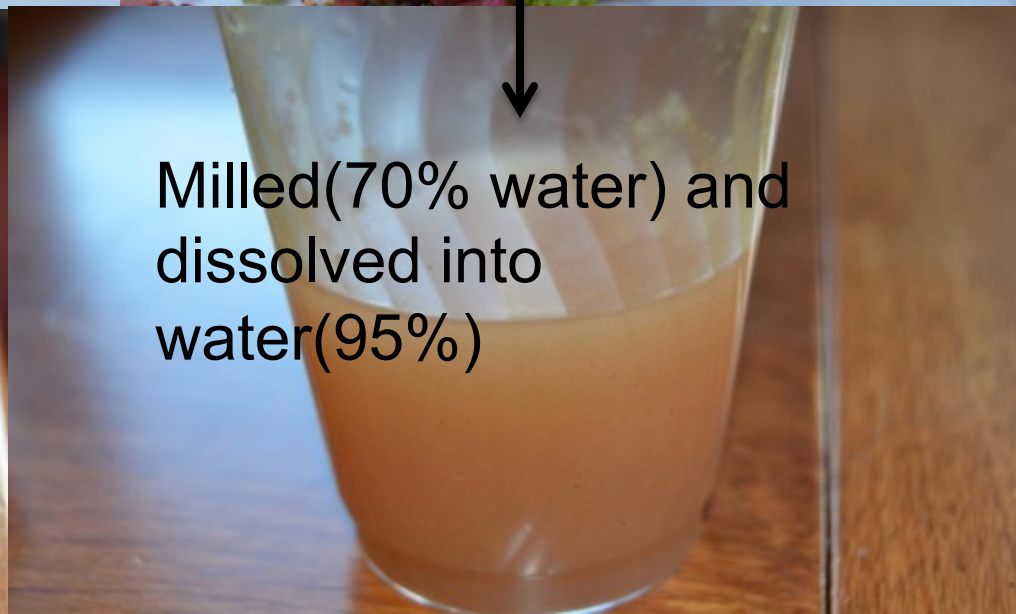

The following field testing data shows the superiority of the Green Triangle process

HEALTHY SOIL MEANS HEALTHY PEOPLE

Could this be the answer to the health crisis in US today

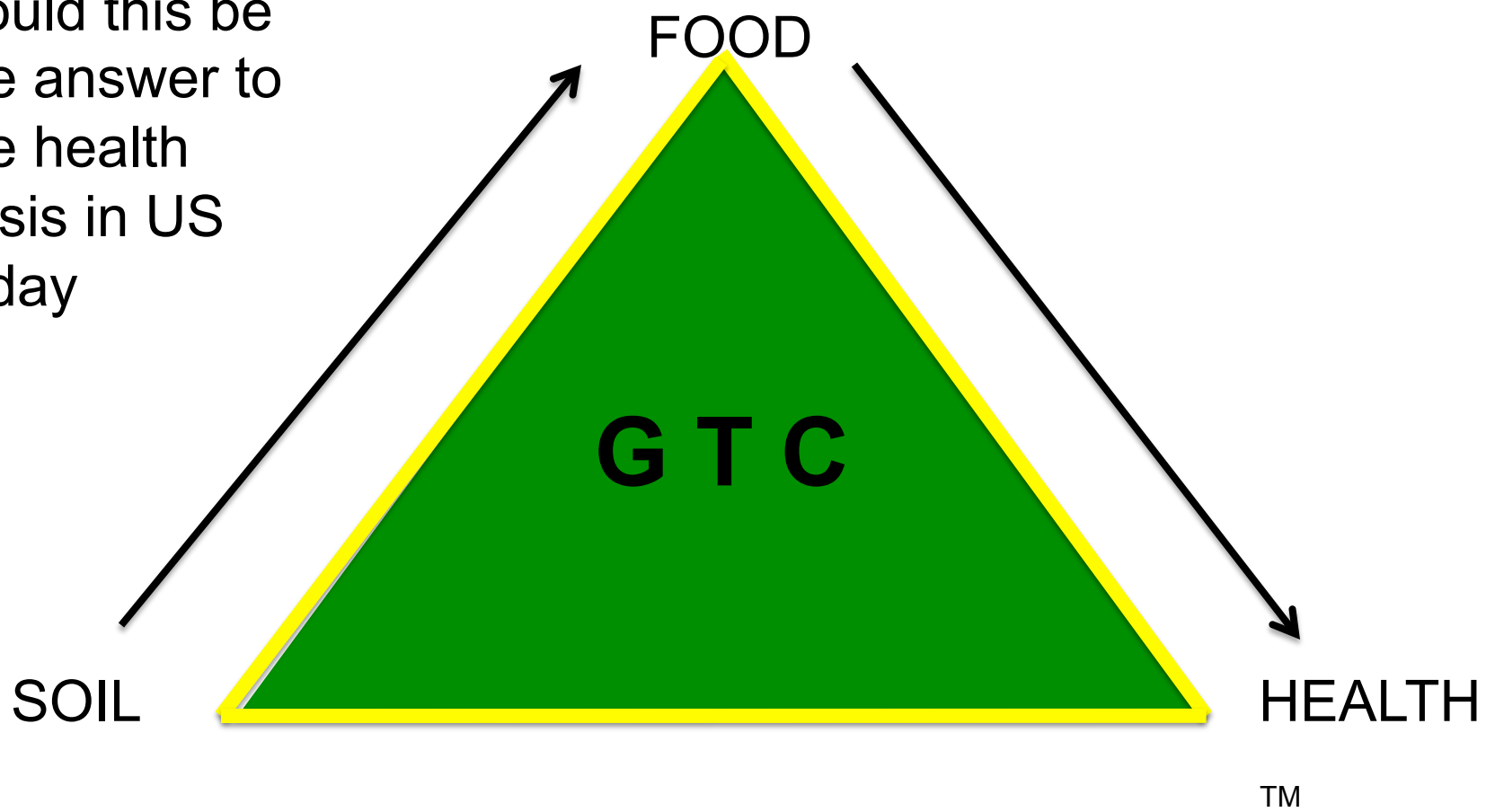

HEALTHY SOIL-HEALTHY FOOD-HEALTHY PEOPLE

Alfalfa test results

Highest crude protein recorded by the lab

Parma, Idaho #3660
Fertilizer Test 160 – 2nd Cutting

Analysis Based on 100% Dry Matter

	Sample	California Hay #1
Dry Matter	**84.10 %**	88.00 %
Moisture	**15.90 %**	12.00 %
Crude Protein	**26.25 %**	18.89 %
Digestible Protein	**21.91 %**	14.45 %
Modified Crude Fiber	**23.28 %**	27.57 %
Net Energy for Maintenance	**779 [KCals/Lb]**	676 [KCals/Lb]
Net Energy for Gain	**515 [KCals/Lb]**	417 [KCals/Lb]
Net Energy for Lactation	**722 [KCals/Lb]**	640 [KCals/Lb]
TDN	**65.36 %**	58.40 %
Quality Factor*	**1.1841**	1.00
Price Factor**	**1.1316**	1.00

* The Quality Factor represents the Feeding Value of the sample.

** The Price Factor represents the Quality adjusted by the Moisture.

To determine the value of this sample, multiply the price of California Hay #1 by the Price Factor of the sample.

The above report compares Idaho alfalfa grown with organic-based fertilizer against minimum standards set for California No. 1 Hay. Notice the values for crude protein and digestible

HAY TEST AND INTERPRETING RESULTS

Report No. # 748-762

Identification	% (Crude) Protein	
#748 Alfalfa	25.05	Organic Fertilizer
#762 Alfalfa	21.01	Commercial Fertilizer

Interpreting hay analysis numbers

1. **Crude protein---The higher the number the better. 20% is considered good**
2. **Acid detergent fiber---27% is considered good. A lower number is better.**
3. **TDN---The number 60 is good. The higher the number the better.**

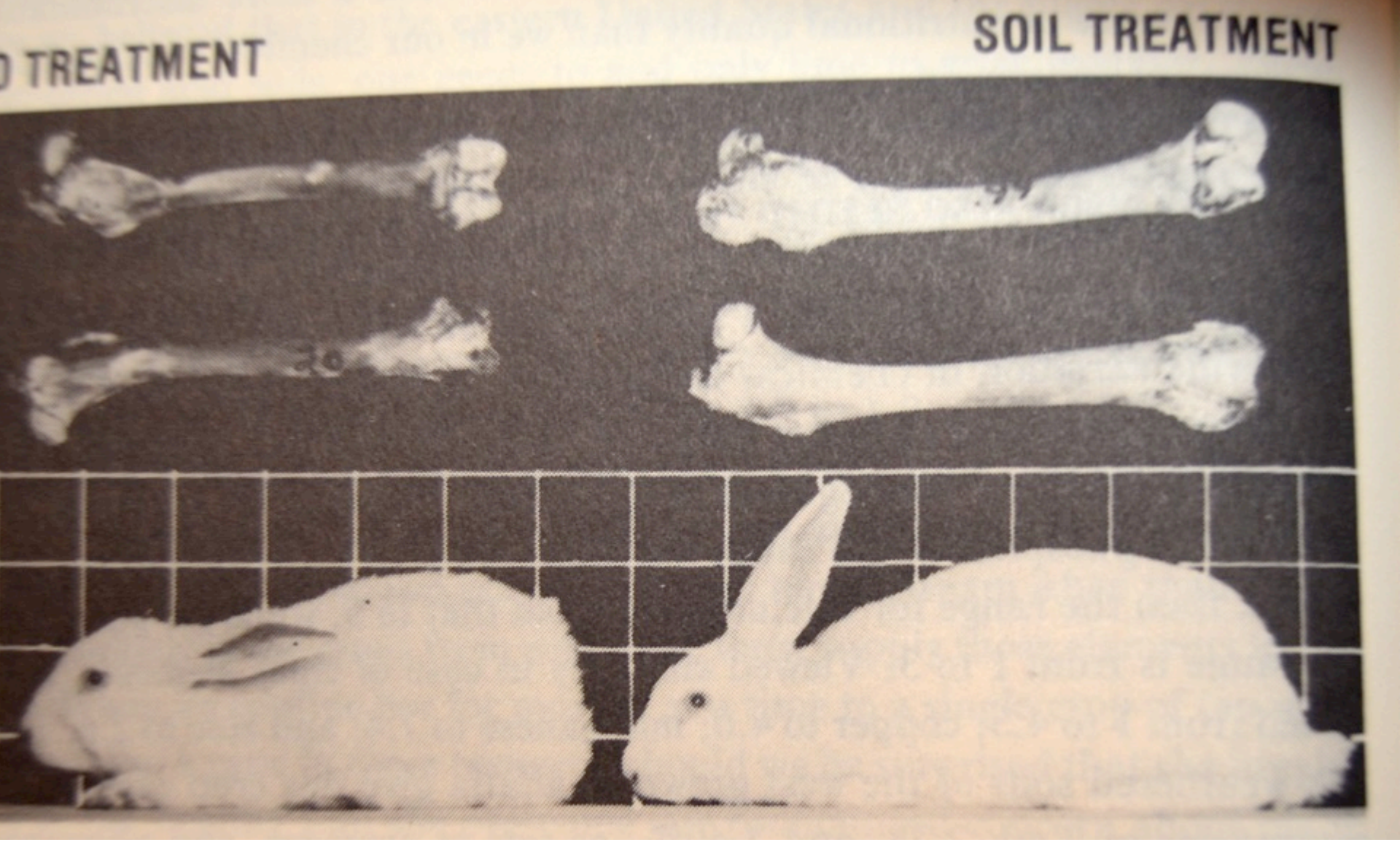

ese rabbits had the same pedigree and the hay they ate was the me except the soil that grew the hay for the rabbit on the right had ra fertility.

e different appearance and the bone structure tells the story

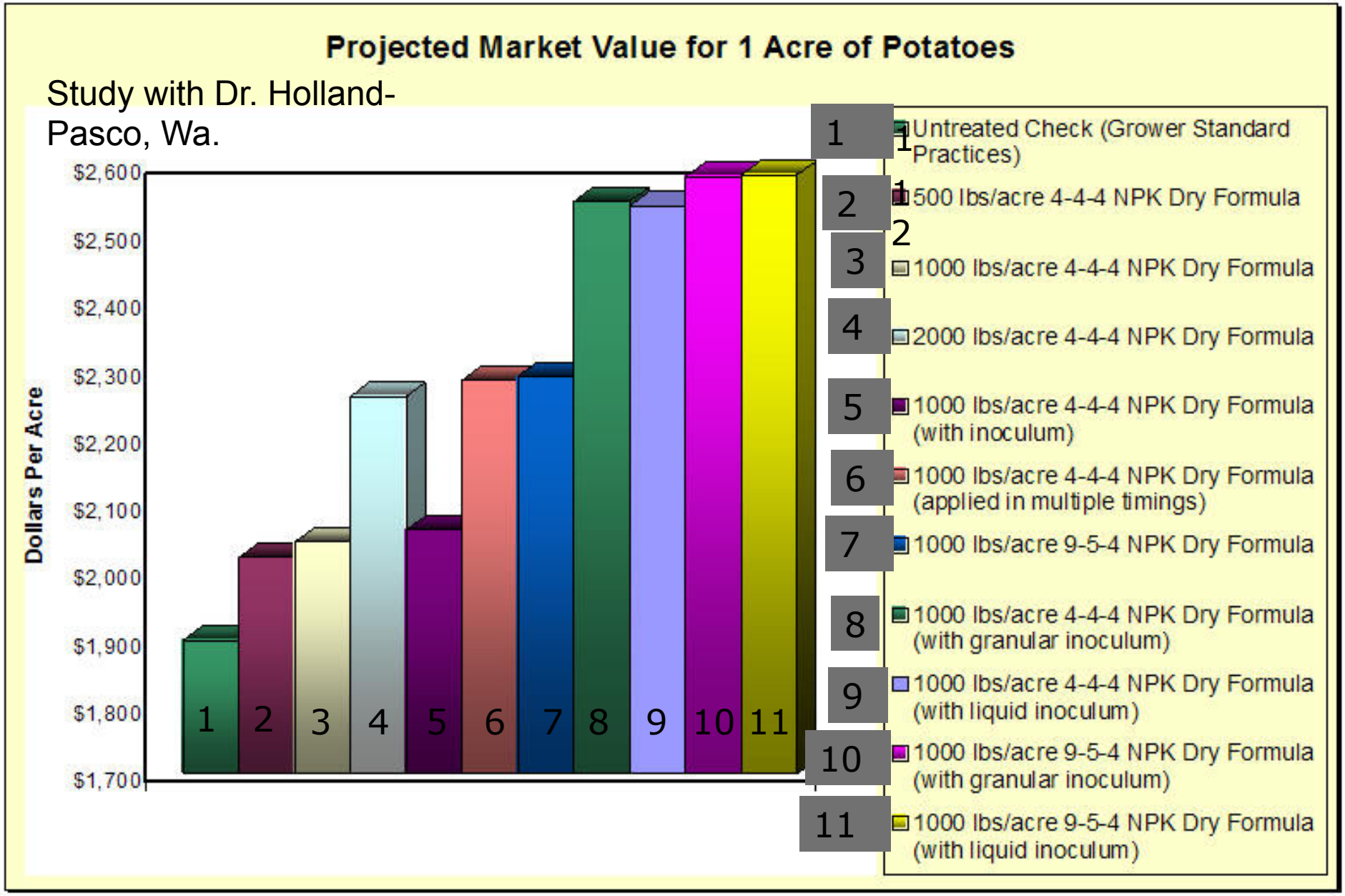

125 acres/circle x $700/acre = $87,000 more profit/ circle

Potato test analysis

Explanation of test data

The Treatment List for the inoculated trials contains application rates for the rows treated with the Green Triangle formulation and bacteria and fungus provided by two different vendors. These results showed a significant increase in tons/acre potato production vs. the standard practice results of the Biofertilizer trials.(31 ton/acre vs. 23 tons/acre or a 25% increase in production.) Also note that Micro Blend –Innoculum Trials Plant Populations Counts range from 23 plants/row to 27 plants per row. Whereas the Plant Population or Stand Counts for the Perfect Blend Trials were all 30 plants /row. The average of 25 plants per row were planted with a mechanical planter whereas the Biofertilizer Trials which includes the Standard Practice were planted by hand. Mechanical is not as accurate and the seeds were cut using the mechanical planter. This means that the 25 plants/row produced 25% more potatoes than the 30 plants/row. In other words 8% fewer plants produced 25% more potatoes using the Green Triangle inoculated formula.

Also of interest is the comparison of plots #4 and #6. #4 was treated with the organic mix of 4-4-4 NPK at a rate of 2000 pounds per acre. The market value of this plot was $2,159.30. Plot #6 was also treated with the organic product 4-4-4 NPK but at the rate of 1000 pounds per acre. The market value of this plot/acre was higher at $2,283.10. Plot #6 used one half the amount of fertilizer and produced $123.80 more per acre. The other difference, besides using less, was the method of application. Plot # 4 had the fertilizer applied all at once before planting. Plot #6, to the contrary, had the fertilizer applied at three different stages of growth between planting and harvest. In other words one half the amount was required to produce better results if the fertilizer was applied differently. This fits in perfectly with the ability of Green Triangle to micronize and apply through the water systems.

In all the test rows in the 2002 tests, additional <u>chemical</u> sources of nitrogen was added through the irrigation system to supply the needed nitrogen to finish the crop. Not enough nitrogen can be added in one application during planting to supply the entire growing season crop needs for potatoes. If the additional nitrogen and other nutrients could be added, dictated by tissue analysis, using a <u>micronized organic product</u> in the water system during the entire growing season, it is believed that an even better result could be obtained.

Larry Connell

1. If compare yield per plant (number of rows is constant) you get :
31ton/acre/25plants=1.24 ton/plant;
23ton/acre/30plants=0.77ton/plant;
1.24/0.77=1.61 which means 61% improvement

Synergism at work-Bacteria-Organic matter- 16 nutrients
The three are better together than each alone

POTATO TEST

$87,500 more profit when expanded/circle

ORGANIC BASE

Following nature as close as possible

Soil-Food- Health triangle and sustainable agriculture all at the same time

Does making ethanol from corn and using it for a car fuel fit into natures plans??

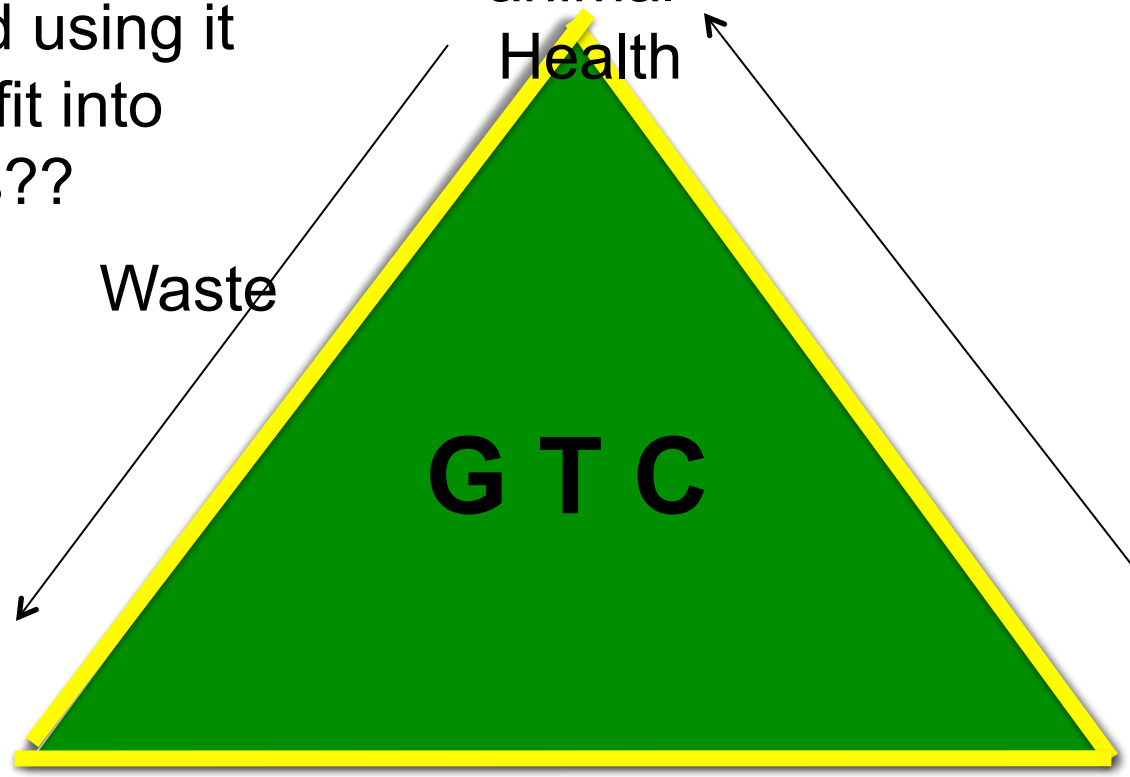

CHERRY TREE COMPARISON



ORGANIC BASE **CHEMICAL**

7 INCHES Vs. 3 3/4 INCHES AFTER 12 MO.

600 % INCREASE IN HUMIC ACIDS and DOUBLE ORGANIC MATTER

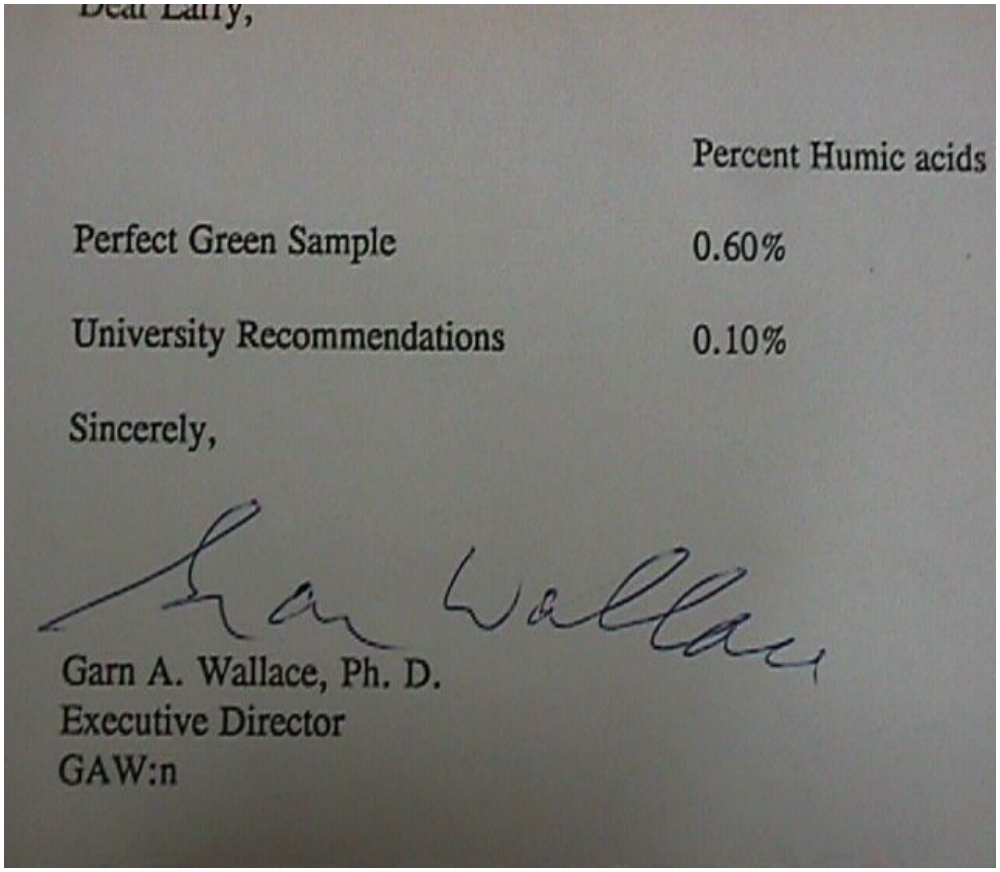

Dear Larry,

	Percent Humic acids
Perfect Green Sample	0.60%
University Recommendations	0.10%

Sincerely,

Garn A. Wallace, Ph. D.
Executive Director
GAW:n



HUMIC ACID STORAGE MANUFACTURED BY BACTERIA

50 % OF ALL HUMIC ACIDS AND ORGANIC MATTER HAVE BEEN LOST IN THE US SOILS

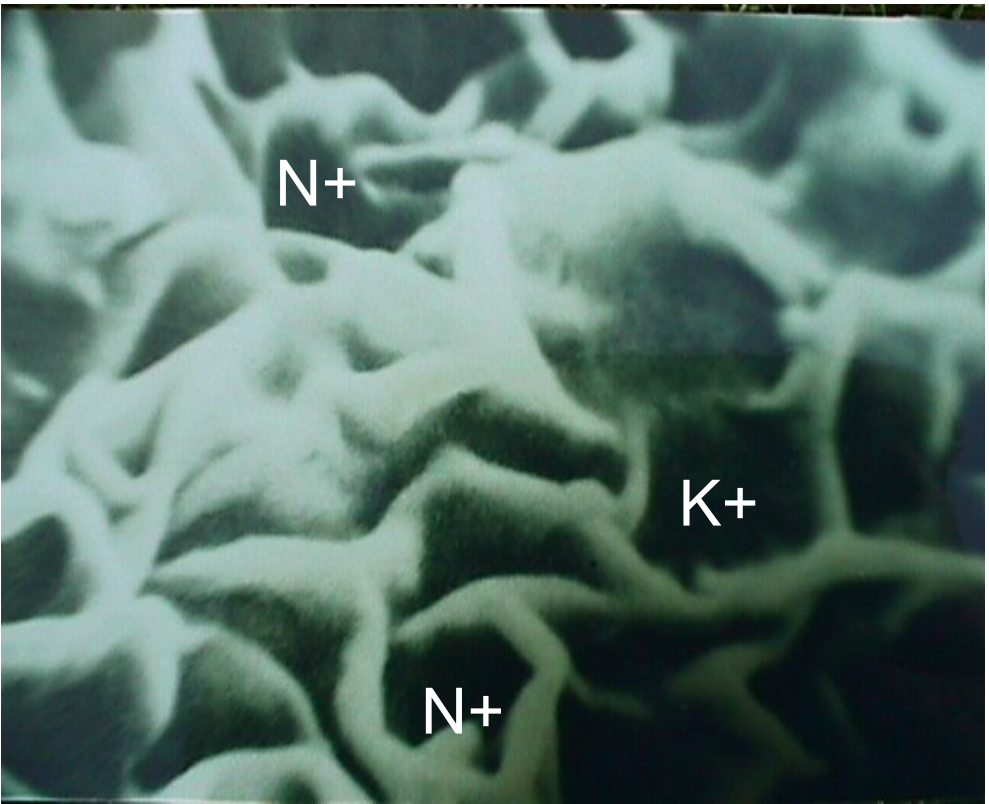

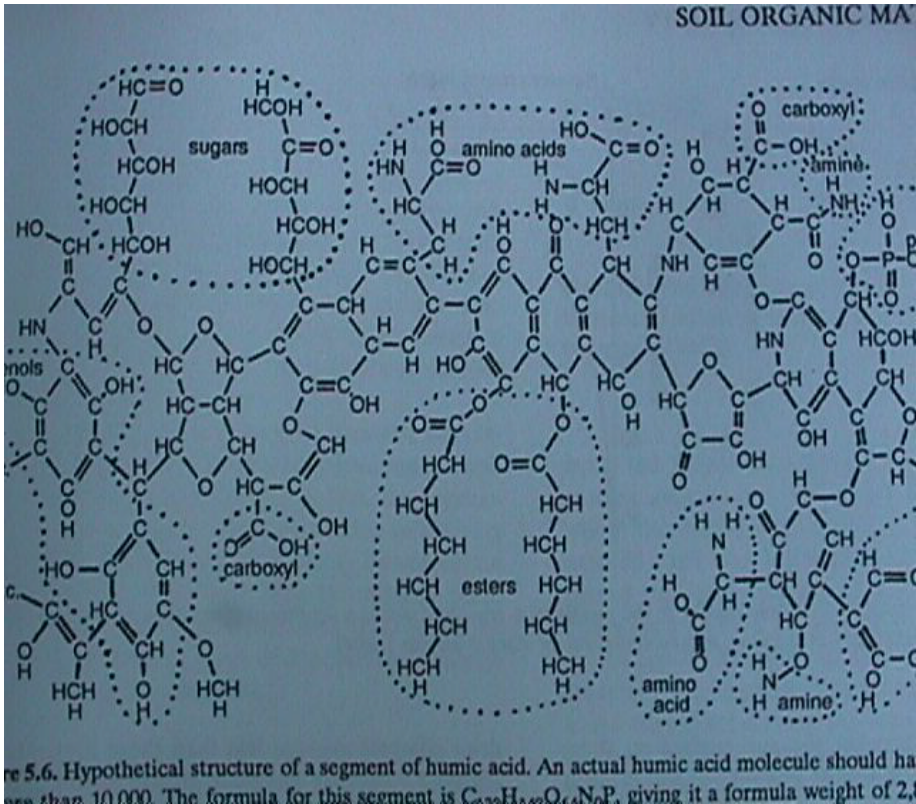

re 5.6. Hypothetical structure of a segment of humic acid. An actual humic acid molecule should ha
ore than 10,000. The formula for this segment is $C_{29}H_{40}O_{14}N_2P$, giving it a formula weight of 2,

DOUBLE ORGANIC MATTER

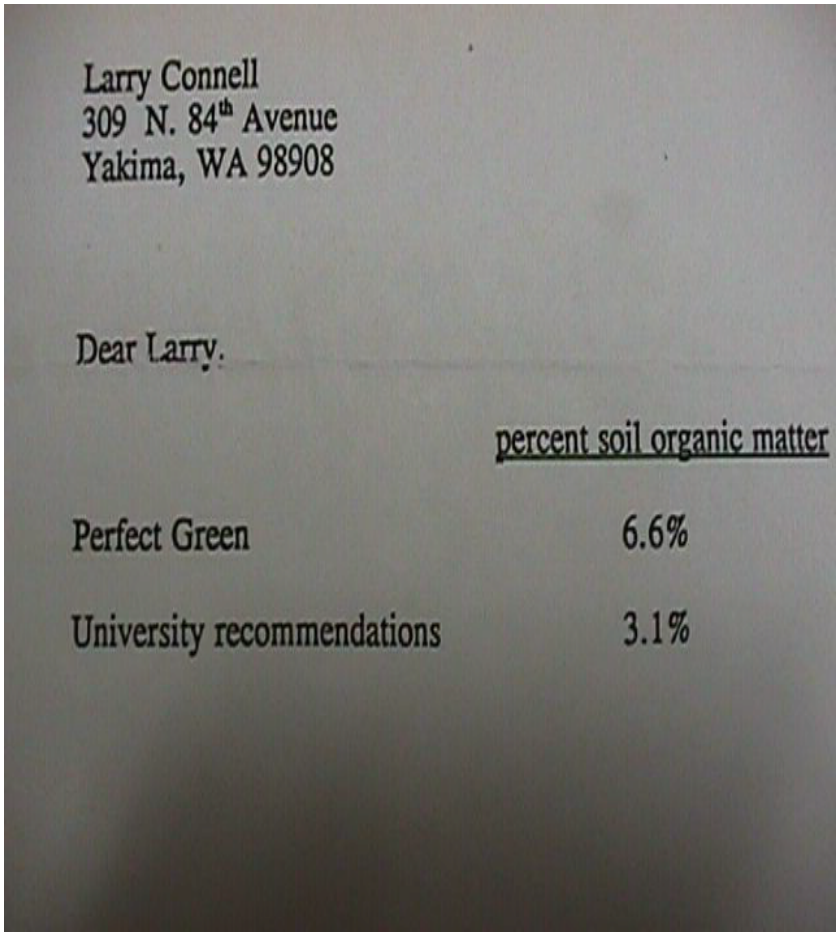

Larry Connell
309 N. 84th Avenue
Yakima, WA 98908

Dear Larry.

	percent soil organic matter
Perfect Green	6.6%
University recommendations	3.1%

SOIL SAMPLE FOR ORGANIC MATTER INCREASE TEST TAKEN FROM THIS SOIL

SPEARS NURSERY TRIALS



ORGANIC BASE **CHEMICAL**

GTC vs. CHEMICAL AND COMPOST. TEST DONE BY WSU

All three nutrient sources had the same chemical analysis

GREEN TRIANGLE

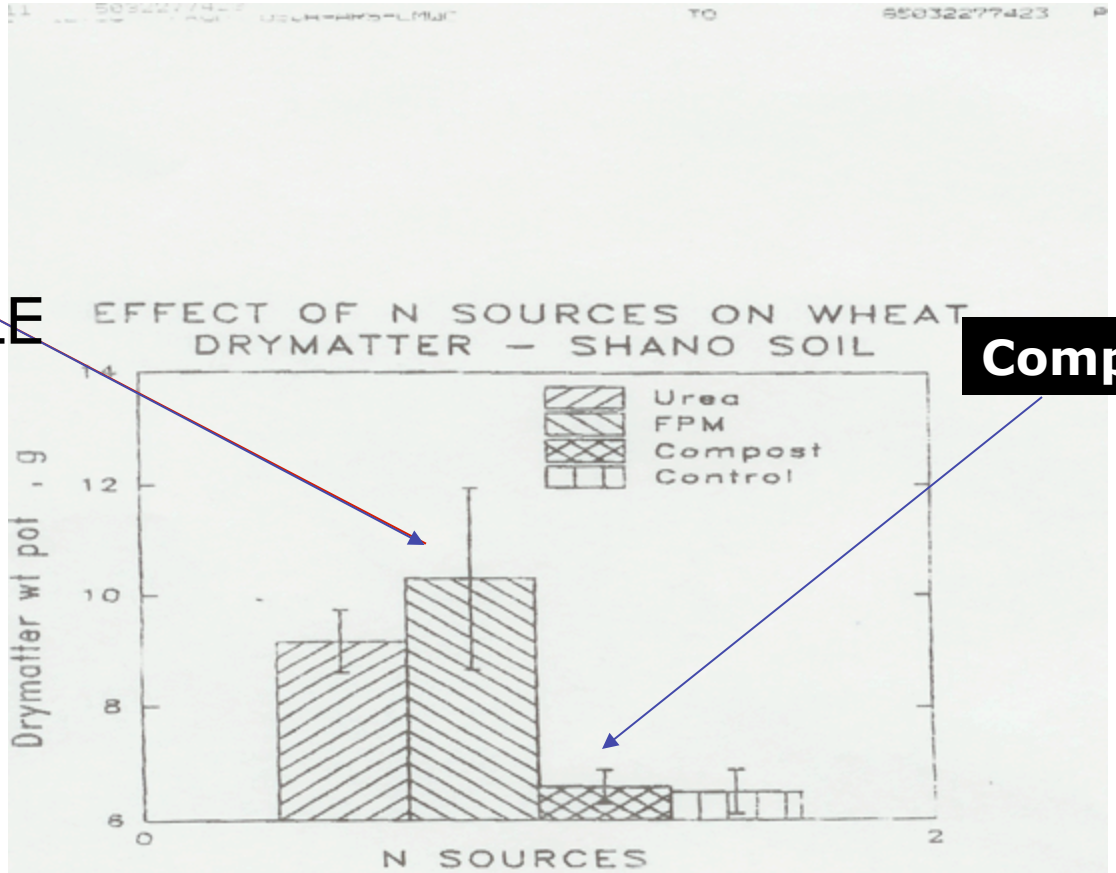

Compost

PRELIMINARY RESULTS OF STATISTICAL ANALYSIS OF FPM DAT

		Sources	Rates
Shano -	FPM > Urea > Comp = Control	***	***

SLOWER START BUT BETTER FINISH

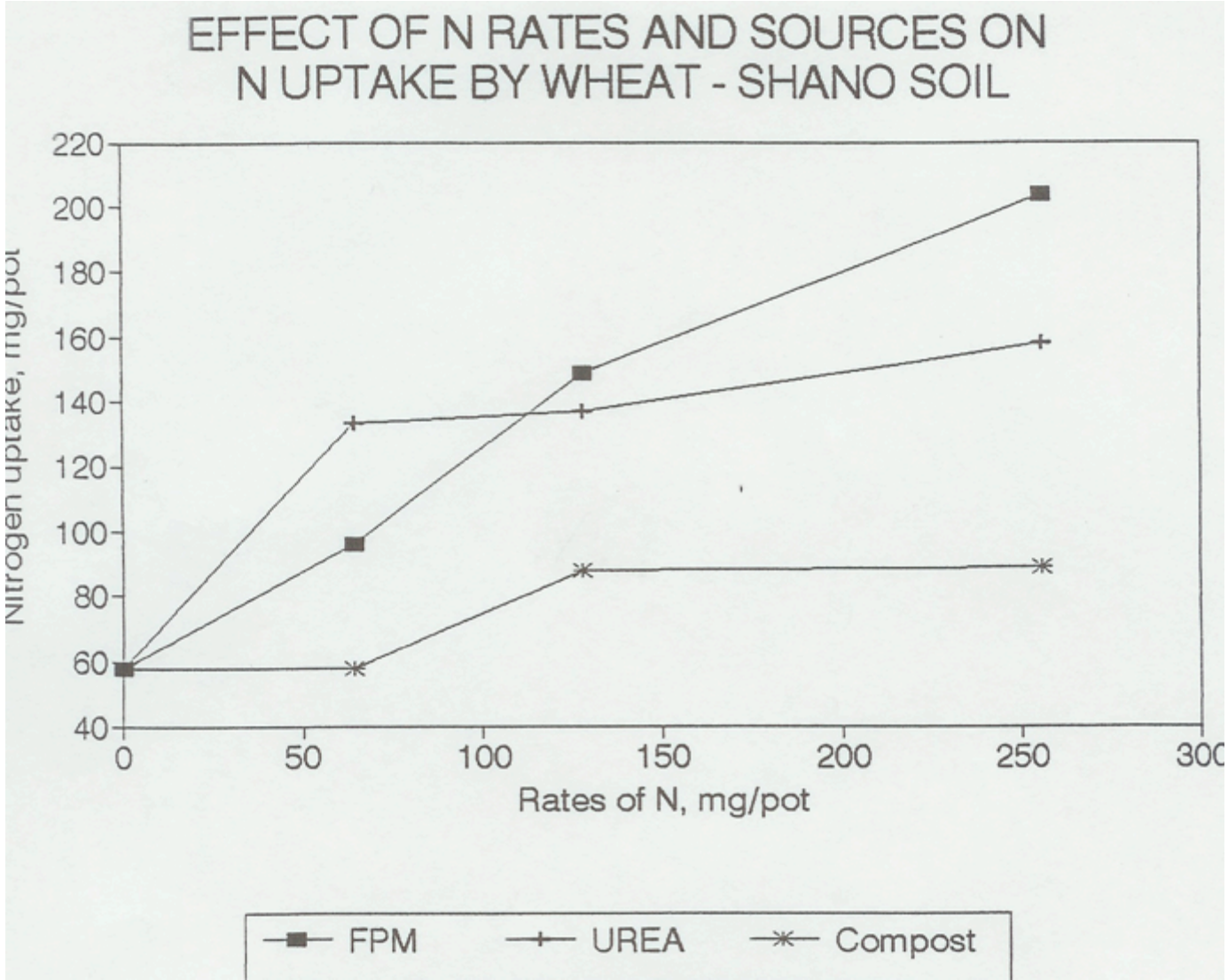

Nutrient carry over with Organic Based time release Green Triangle

How this technology can benefit our community

Lawsuit against dairies expands

Defendants added to case alleging Lower Valley groundwater pollution

BY ROSS COURTNEY
YAKIMA HERALD-REPUBLIC

A lawsuit alleging groundwater

Group wants to intervene in dairies' suit against EPA

Lower Valley environmental group seeks public release of dairies' business practices

BY KATE PRENGAMAN
YAKIMA HERALD-REPUBLIC

An environmental group suing several Lower Valley dairies over alleged pollution now wants to intervene in a related lawsuit that the dairies filed to prevent the

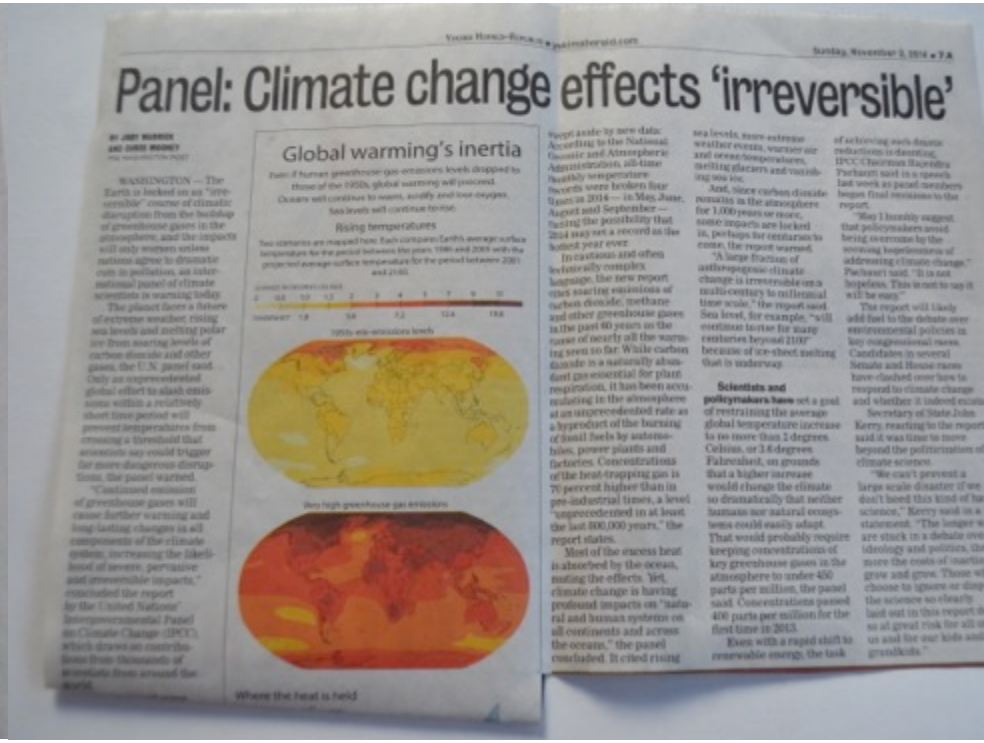

Panel: Climate change effects 'irreversible'

Global warming's inertia

Rising temperatures

Where the heat is held

LAWSUITS

Opinion

Saturday, February 14, 1997 — 12A

Citizen action against dairies is effort to save quality of life

Guest commentary

Helen Reddout

Ever since local residents filed 60-day notices against dairies, there has been a lot of talk about lawsuits. These lawsuits did not come out of the blue. They are a symptom of a much larger problem. A problem local residents have spent many years trying to solve.

When, individually, we approach the offending dairymen their desire to cooperate with [illegible] was frequently expressed in this manner; "If you don't like what I'm doing, move somewhere else." Another individual was told by a neighboring dairyman, "My ... doesn't stink!" This type of arrogance has been the rule rather than the exception.

When it became obvious that the cooperative approach was not working, we began to report violations to local and state agencies. We were frequently told there were violations and the agencies were [illegible]

animal pens, and manure lagoons polluted twice as many river miles as industry and sewage systems combined." A person would think that regulations would deal with this problem, but they do not! The inspector general for the federal Environmental Protection Agency stated, "Regulations inadequately protect water quality from animal waste."

The lack of response from dairy owners and government officials forced residents, not members of the Community Association for Restoration of the Environment (C.A.R.E.), to focus on the only action left: litigation.

Several litigations have been filed in the past by individuals who depleted their [illegible]

Our organization has decided that if the problem is to be solved we must do it ourselves. To accomplish this C.A.R.E. has focused on the following areas of concern:

1. The contamination of surface and ground water caused by factory dairies and rattle feed lots.

2. The pollution [illegible] our air by adverse odors and foreign airborne substances.

3. The health effects on Valley residents caused [illegible] water and air pollutants.

4. The economic effects caused by decreased property values; and the long-term cost of cleaning pollution areas left by dairies and feed lots.

5. The need for stronger legislation at county, state and federal levels to regulate the polluting industries.

Citizen action is not a "[illegible]

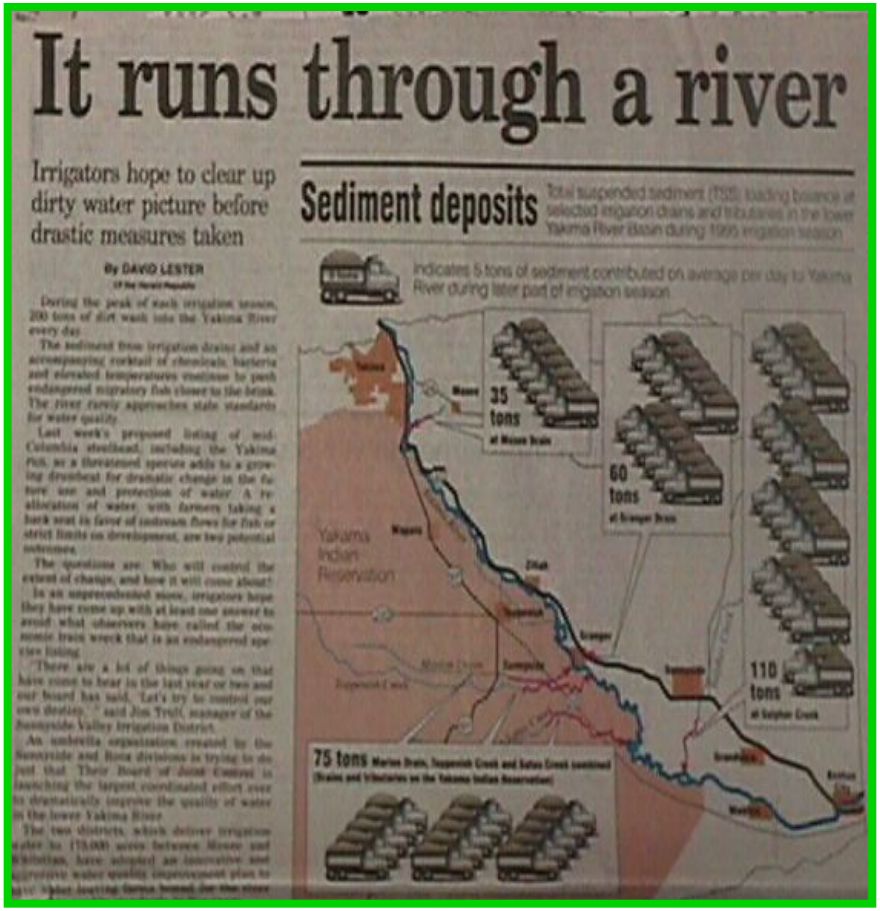

It runs through a river

Irrigators hope to clear up dirty water picture before drastic measures taken

By DAVID LESTER

During the peak of each irrigation season, 200 tons of dirt wash into the Yakima River every day.

The sediment from irrigation drains and an accompanying cocktail of chemicals, bacteria and elevated temperatures continue to push endangered migratory fish closer to the brink. The river rarely approaches state standards for water quality.

Last week's proposed listing of mid-Columbia steelhead, including the Yakima fish, as a threatened species adds to a growing drumbeat for dramatic change in the future use and protection of water. A reallocation of water, with farmers taking a back seat in favor of instream flows for fish or strict limits on development, are two potential outcomes.

The questions are: Who will control the extent of change, and how it will come about?

In an unprecedented move, irrigators hope they have come up with at least one answer to avoid what observers have called the economic train wreck that is an endangered species listing.

"There are a lot of things going on that have come to bear in the last year or two and our board has said, 'Let's try to control our own destiny,'" said Jim Trull, manager of the Sunnyside Valley Irrigation District.

An umbrella organization created by the Sunnyside and Roza divisions is trying to do just that. Their Board of Joint Control is launching the largest coordinated effort ever to dramatically improve the quality of water in the lower Yakima River.

The two districts, which deliver irrigation water to 175,000 acres between Moxee and Wahluke, have adopted an innovative and aggressive water quality improvement plan to [illegible]

Sediment deposits

Total suspended sediment (TSS) loading balance at selected irrigation drains and tributaries in the lower Yakima River basin during 1995 irrigation season

Indicates 5 tons of sediment contributed on average per day to Yakima River during later part of irrigation season

35 tons at Moxee Drain

60 tons at Granger Drain

110 tons at Sulphur Creek

75 tons Marion Drain, Toppenish Creek and Satus Creek combined (Drains and tributaries on the Yakama Indian Reservation)

Yakama Indian Reservation

Moxee

Wapato

Zillah

Toppenish

Granger

Sunnyside

Grandview

Prosser

Mabton

Toppenish Creek

Marion Drain

Satus Creek

Sulphur Creek

Yakima River

Must get rid of large stock piles of manure and plant matter and put it back into the soil



GTC can turn animal wastes into a plant food and a profit.

- This green triangle illustrates the pathway from an idea to viable solution.

One GTC Process line capacity to convert waste to fertilizer

- Process capacity of listed animal's waste by the GTC process.
- **Dairy Cow** 1400 lbs. will produce 22 ton/year . at this rate one line of the HCPS 80 will service 1955 cows. Will produce 12,908 dry tons of 4-4-4-4-1-2 organic based fertilize. Worth about $ 2,000,000 net
-
- **Swine** 200lbs. will produce 2.4 tons/year at this rate one line of HCPS will service 17,927 hogs. Plant will produce 12,908 dry tons/year of 4-4-4-4-1-2 organic based fertilizer
-
- **Beef** 1200 lbs will produce 13.7 tons/year. At this rate one line of the HCPS will service 3140 steers.
-
- **HCPS plant can process 43,027 wet tons /year operating at 20 hours a day 24 days a month. To calculate numbers of animals the HCPS will service divide the wet tons of waste each animal will produce into the 43,027 wet ton capacity of the HCPS. See waste schedule below.
- Note: Processing will occur with fresh manure which will eliminate any loss of nutrients. A half hour of processing /batch renders the manure neutral from further decomposition from bacteria and locks in the nutrients from gassing off.

Model to farming and sustainability

- **Green Triangle fertilizer suggests the following model to produce a plant food that will achieve sustainability of the soil.**
- **In the USA one billion tons of carbon from crop residues as well as other plants and roots are available to be added to the soil each year; animal manure and litter add 150 million tons (Follet et al 1987). Farmers should never burn crop residues or waste them in other ways if at all possible. Conversion of residues to stable soil organic matter is estimated to be about 25 % efficient when effort is made to accomplish it. This would average about 1700 pounds per acre for 343 million crop acres in the USA. The total is about 0.3 billion tons or 10 % or the annual global carbon dioxide problem. Such effort would be extremely significant; and if we could achieve and maintain it, soil organic matter would be returned to original levels in around 100 years. Research may increase the efficiency to much higher than 25%.(Wallace Soil conditioner and Amendment Technologies Vol 1 1995).**
- **It has been estimated that an annual return of only 2.2 tons per acre of crop residues or manure, even with standard tillage per year, could keep soils in equilibrium with present levels of soil organic matter (Follet et al. 1987).**
- **2.2 tons of organic waste represents about 1 ton of carbon..**
- **With 25% efficiency this would give you about ¼ ton of carbon to work with to meet the break even point. With the increased efficiency of the GTC formulation, a higher amount could be expected to remain in the soil.**
- **GTC adds about 1200 to 1400 lb. organic waste per acre in a one ton 5-5-5-6-1-2 nutrient formulation.(See sample analysis sheet) This is 600 to 700 lb. of carbon on hand for potential soil retention. If it were 50% efficient, this would add 300 to 350 lb. of organic matter.**
- **If the increased residues from the superior crops grown were turned back into the soil at the rate of 4 tons per acre , another 500 to 1000 lb. of carbon could be retained. This would add up to between 800 to 1350 lb. of retained carbon per acre per crop.**
- **This amount is beginning to reduce atmospheric carbon and increase organic matter in the soil. GTC believes these goals are attainable and as the soil begins to improve over the years , the power and genius of nature will make it easier and easier to accomplish.**

Oakdell Egg Farm
Pasco, Wa.

Triple Combination

- Clean up organic waste and stop pollution
- Achieve sustainable agriculture
- Grow mineral rich food

The road from waste to marketing a product

Engineering and plant construction

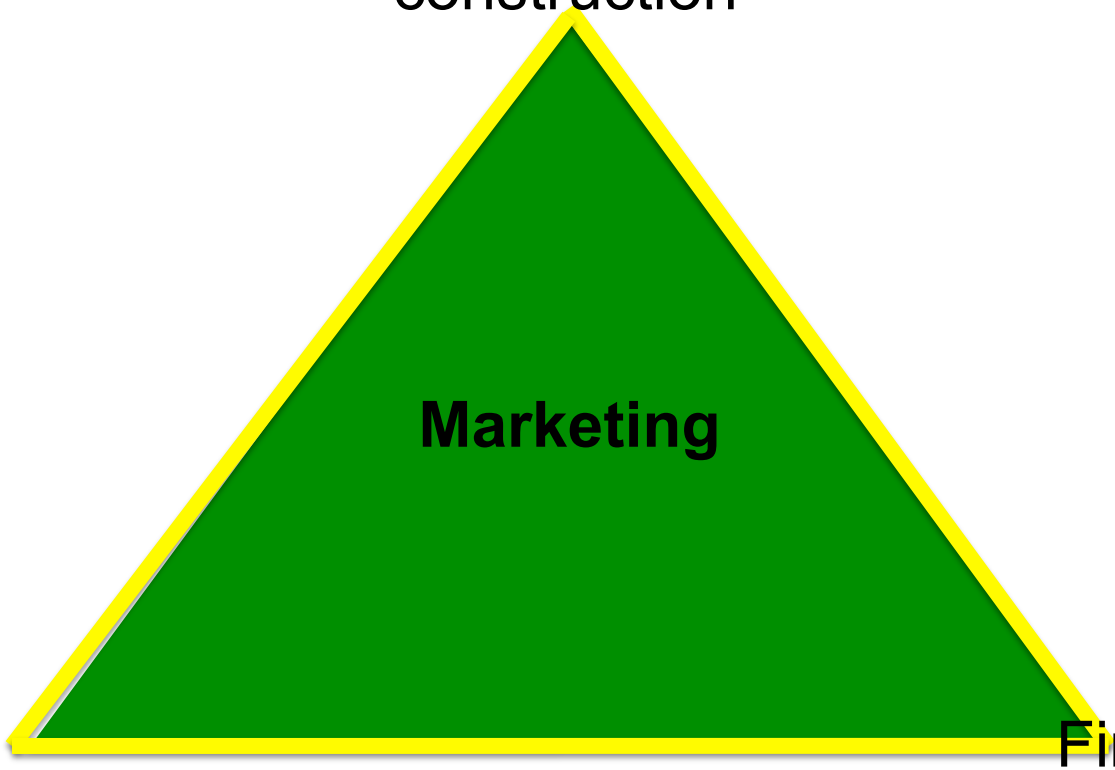

Need/ Innovation

Finance/ manufacturing

Nail it and then scale it
Follow natures plan as close as possible

The proposed plant

2,000,000 layer chicken farm

- All chicken litter is conveyed fresh from the hen house several times a day.

Marketing

- Comments from customers using the first batch of GTC product using the new water suspension technology in the hydroponics industries. As a result GTC has a standing order with hydroponic growers of 30 tons/month as start up and estimating 100 ton/month by year end 2015.

Colorado grower’s testimonials

- Underground Growers
  Denver, Colorado
- Dear Carl,
  I just wanted to send you a quick note expressing my thanks for including me in the testing process of your new "Enriched Chicken" Organic Fertilizer. I must admit at first I was very and extremely skeptical! As you know I have been in the indoor gardening business here in Colorado for over eight years and have tried every single product on the market when it comes to nutrients and fertilizers. After running every test possible on your product, including how well it adheres to water, mix ability, suspension, PH levels, and physically testing on plants, I am simply amazed with the results! My friends and I have never seen these types of results with organic fertilizers in the past, let alone an all in one organic product. I even had to go over to another facility that had the proper expensive testing equipment to prove to myself that this sample was 100% organic, and it proved out! I really don't think you guys have any idea how big this is and what these results mean to growers like myself. I have a network of 75-100 growers wanting your product ASAP, so contact me immediately when its available and I would also like to talk to you about becoming a distributor if that's possible. You can reach me on my cell anytime at 720-670-8407.
- Thanks again,
- **Kyle C. A.**
  Master Grower
- .thanks very much for the samples of your Enriched Chicken fertilizer , all I can say is WOW! This stuff is absolutely amazing! I'm very anxious in receiving some 40 pound bags the second it becomes available!
- **Kevin C.**
  Boulder, CO
-

Testimonials continued

- You guys weren't kidding around. I am extremely impressed with the samples of your product. Where can I purchase more?
- **Steve V.**
  Ft. Collins, CO
- I was able to get a full growth cycle out of the samples you sent me and your fertilizer doubled my yield. Kudos to you guys and can you send me another 1,000 samples…..just kidding. Contact me ASAP as soon as I can purchase from you in bulk. Thanks again.
- **Rogan A.**
  Denver, CO
- Best organic fertilizer I've ever used!...
- **Seth N.**
  Colorado Springs, CO
- Can't wait to get more product from your company. I m very impressed just from your samples I received and I am looking forward to sharing it with all my friends.
- **Paul S.**
  Aspen, CO
- Do the Way to Grow stores here in Colorado carry your Patented Organics products? I need a truckload ASAP! Please let me know. I am completely out of the samples and love it.
- **Willy D.**