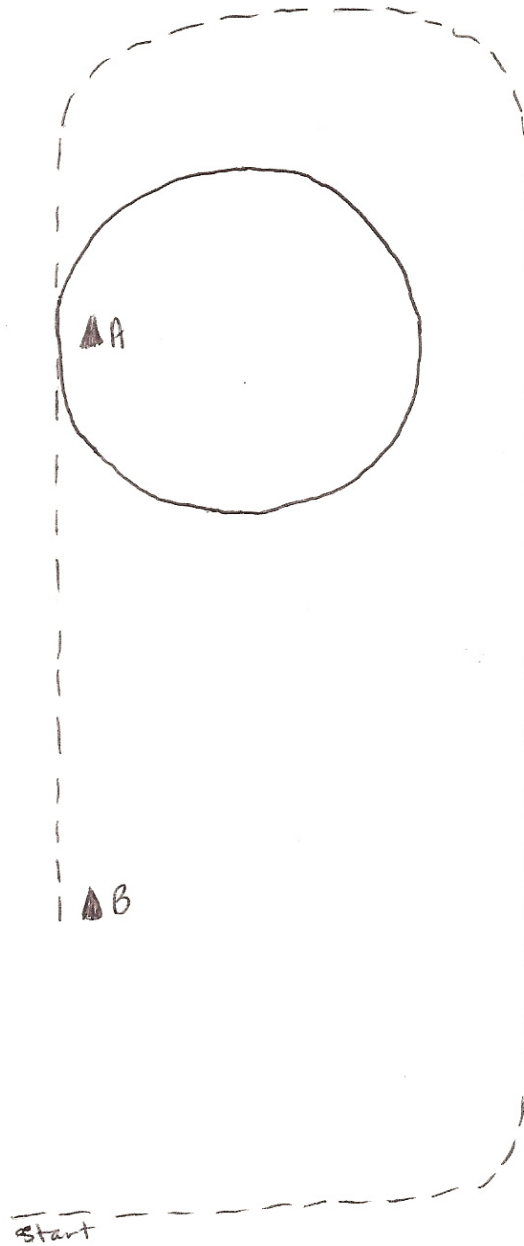


# Bronze Senior Saddle Seat Equitation

1. When acknowledged, sitting trot to corner
2. Posting trot down rail showing three diagonal changes
3. Turn down center line, halt at cone A
4. Canter a circle to the left
5. At close of circle trot down center of ring to end of arena using either diagonal
6. Halt at cone B, back four steps, address the reins, acknowledge judge

## KEY

Walk	••••
Trot	- - - -
Canter	—
Back	W W W
Turn	↻
Cone	▲
Lead change	X



# Silver Senior Saddle Seat Equitation

1. When acknowledged perform a posting trot with diagonal changes at cone A and cone B
2. Continue along rail and turn into middle to cone C
3. At cone C perform a figure eight at the trot with proper diagonal change, followed by a figure eight at the canter with one simple lead change (two circles)
4. At close of figure eight transition to the trot and perform a straight line to the rail
5. Stop about ten feet from rail, back six step, acknowledge judge

## KEY

Walk

Trot

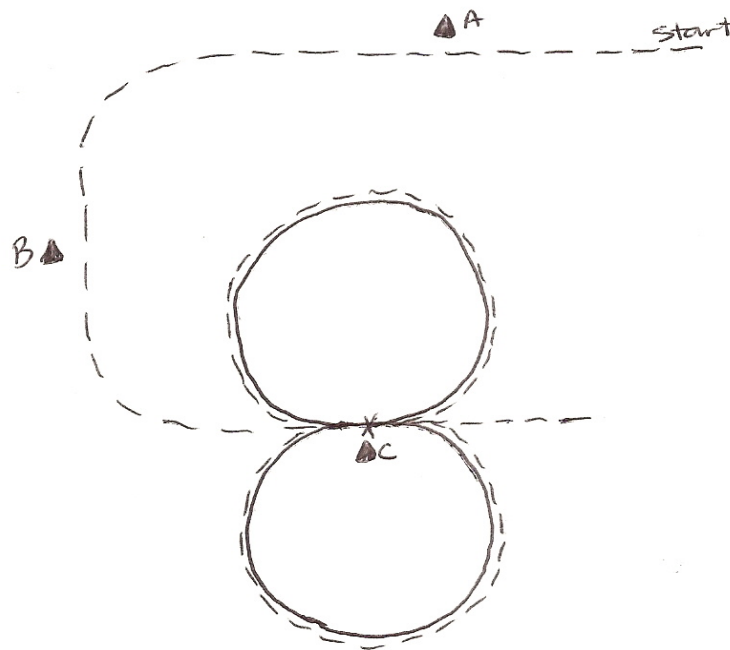
Canter

Back

Turn

Cone

Lead change

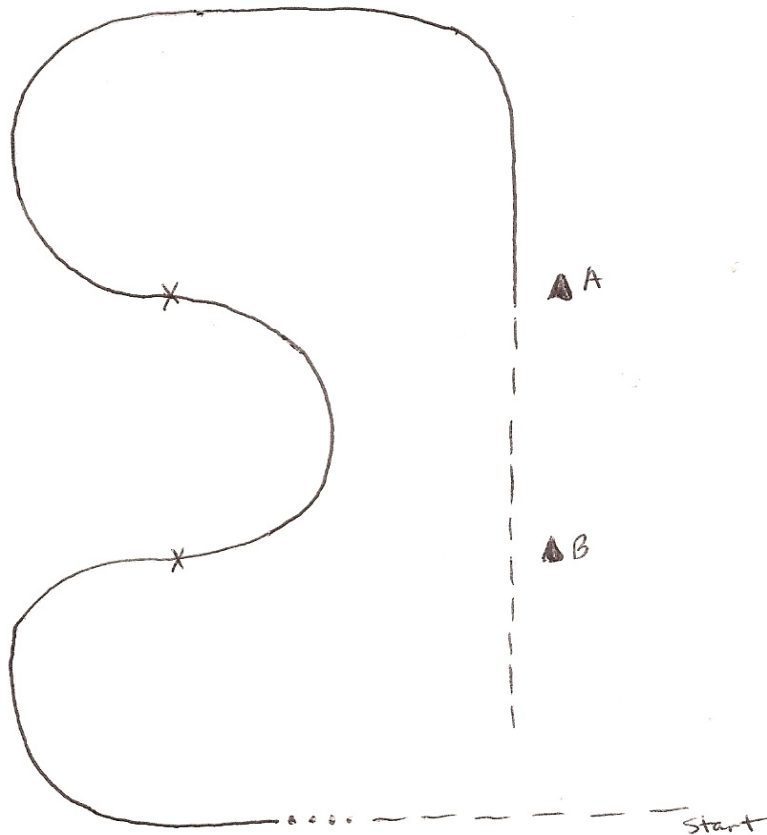


# Gold Senior Saddle Seat Equitation

1. When acknowledged drop irons and perform a rising trot
2. Transition to walk at center, pick up irons
3. Canter on the right lead and perform a three loop serpentine with two simple lead changes
4. Continue canter down quarter line and canter a straight line
5. Between cone A and cone B transition to trot and extend the trot with collection on correct diagonal
6. Transition back to trot at cone B
7. Halt and address the reins about 10 feet from end rail, acknowledge judge

## KEY

Walk	.....
Trot	- - - -
Canter	————
Back	vvvv
Turn	↗
Cone	▲
Lead change	X



## Platinum Senior Saddle Seat Equitation

This medal pattern will be made by the member and sent in with their entry. Pattern must be age appropriate, show creativity, and flow from maneuver to maneuver. The pattern will be neatly drawn, with typed or nicely written directions on a full 8.5 X 11 inch page, including a key, and labeled cones. The pattern will be approved by the judge who will turn pattern into show management by end of the show.

### Elements:

1. Collected sitting trot
2. Rising trot
3. Trot a serpentine
4. Canter a straight line with a simple lead change
5. Halt, drop irons, canter, halt, walk 6-10 steps, pick up irons
6. Back eight steps
7. Address the reins
8. Transitions between elements
9. Equitation