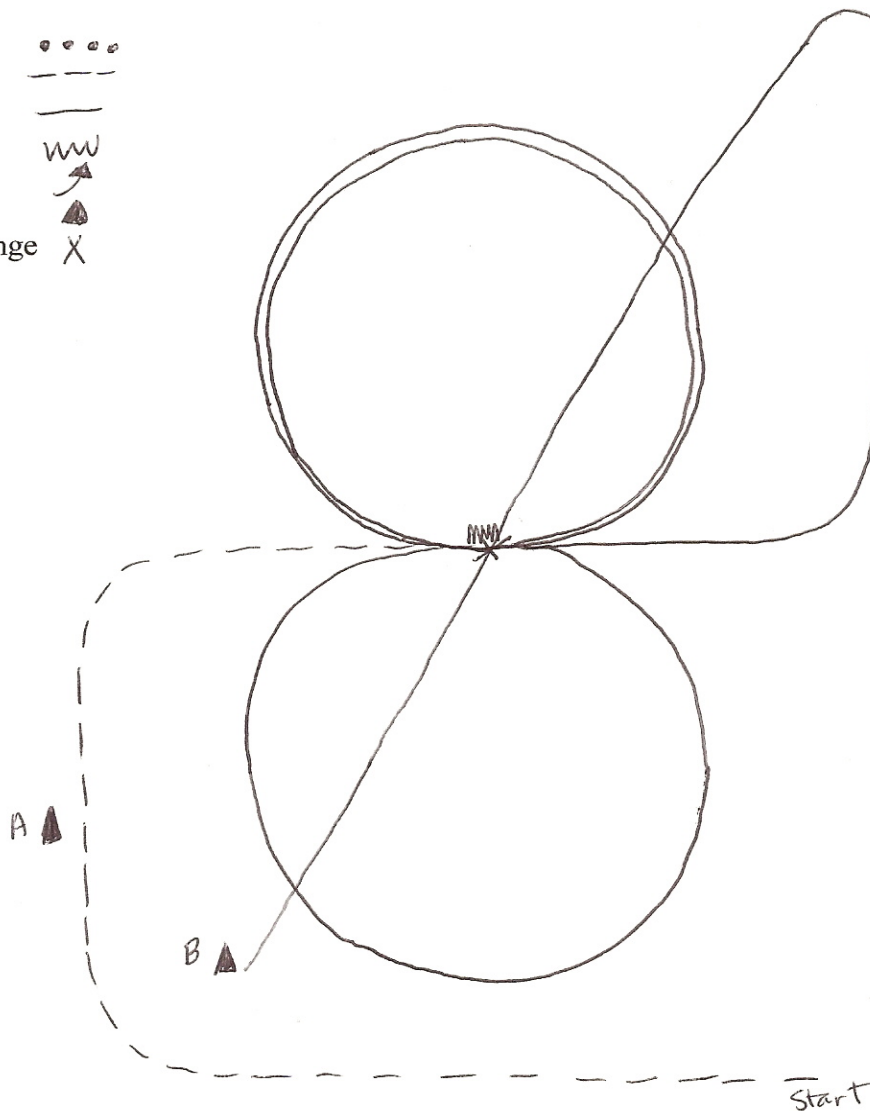


# Bronze Senior English Equitation

1. When acknowledged, enter arena at trot
2. 1/4 way down long side of arena at cone A stop, drop irons, trot on
3. 1/2 way down arena at turn to center, pick up irons
4. At center of arena canter figure 8 with 2 simple lead changes (3 circles)
5. At close of figure eight stop, back 4 steps
6. Canter out on left lead to rail and track left to corner
7. Continue canter on the diagonal to cone B, stop, acknowledge judge

## KEY

Walk	o o o o
Trot	- - - -
Canter	—
Back	W W W
Turn	↗
Cone	▲
Lead change	X

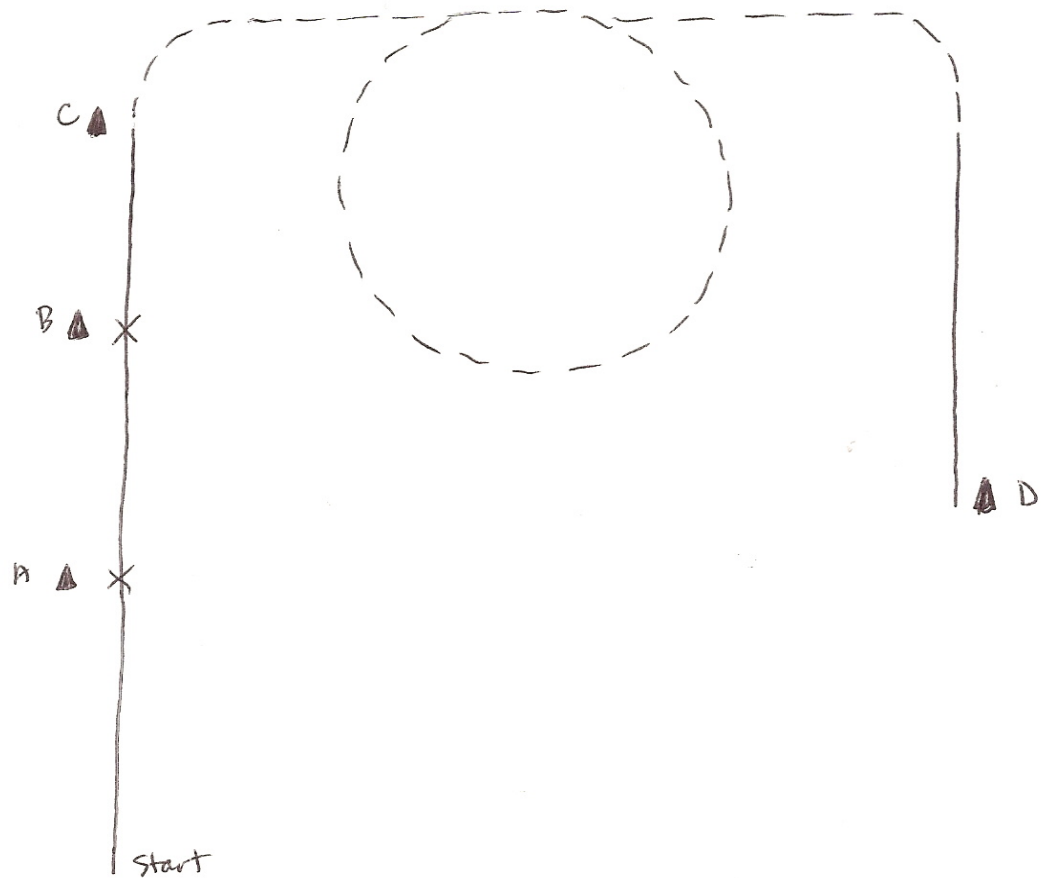


# Silver Senior English Equitation

1. When acknowledged, canter on the right lead, performing simple lead changes at cones A and B
2. Perform a square stop just before corner at cone C, drop irons, and trot out
3. At the middle of the short side, perform a 10 meter circle at the trot, at close of circle pick up irons
4. Before corner, stop, drop irons, and trot out
5. After corner, pick up the right lead canter
6. At the middle of the long side at cone D, perform a square stop, pick up irons and stand quietly for five seconds, acknowledge judge

## KEY

Walk	o o o o
Trot	- - - -
Canter	—
Back	w w w
Turn	↗
Cone	▲
Lead change	X

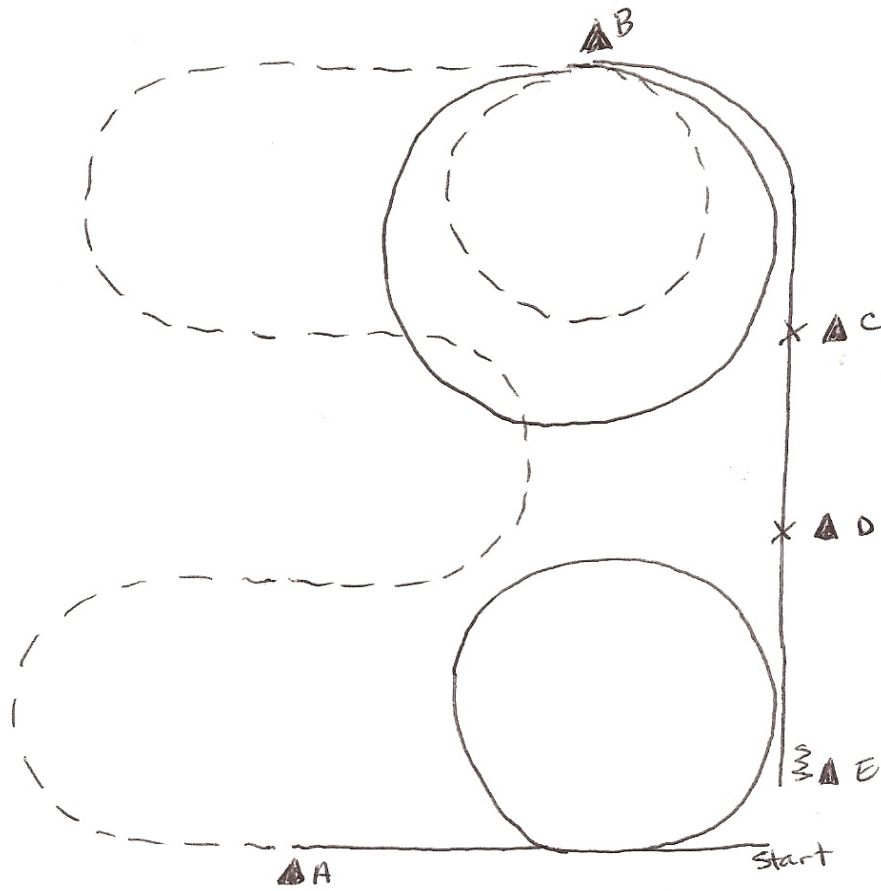


# Gold Senior English Equitation

1. When acknowledged, perform a 10 meter circle to the right on the counter lead
2. At cone A perform a posting trot serpentine to other end of arena with two diagonal changes
3. At cone B trot 10 meter circle, at close, canter a 20 meter circle
4. Continue canter down long side with two simple lead changes at cone C and D
5. At cone E stop, back one horse length, acknowledge judge

## KEY

Walk	o o o o
Trot	- - - -
Canter	— — —
Back	W W W
Turn	↪
Cone	▲
Lead change	X



## Platinum Senior English Equitation

This medal pattern will be made by the member and sent in with their entry. Pattern must be age appropriate, show creativity, and flow from maneuver to maneuver. The pattern will be neatly drawn, with typed or nicely written directions on a full 8.5 X 11 inch page, including a key, and labeled cones. The pattern will be approved by the judge who will turn pattern into show management by end of the show.

### Required Elements:

1. Flying lead change
2. Canter 5 meter circle
3. Half-pass
4. Extended trot
5. Haunches out
6. Dismount and mount
7. 180-360 forehand turn
8. Transitions between elements
9. Equitation