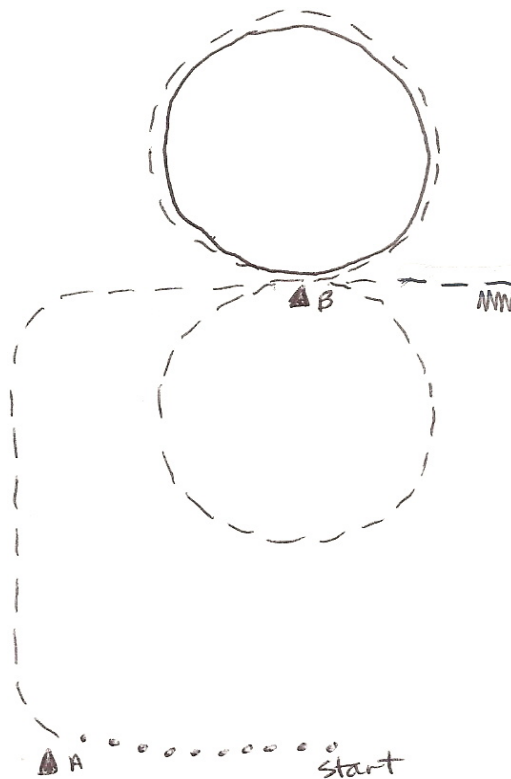


Bronze Junior/Intermediate Saddle Seat Equitation

1. When acknowledged, walk to corner, at cone A pick up posting trot and post down long rail showing three diagonal changes
2. Turn down center
3. At cone B trot a figure eight starting either direction showing one diagonal change (2 circles)
4. At cone B canter a circle to the left
5. At close of circle, transition to trot and trot a straight line
6. Halt about 20 feet from rail, back 4 steps and close, acknowledge judge

KEY

Walk	•••••
Trot	- - - - -
Canter	— — — — —
Back	~ ~ ~ ~ ~
Turn	↩
Cone	▲

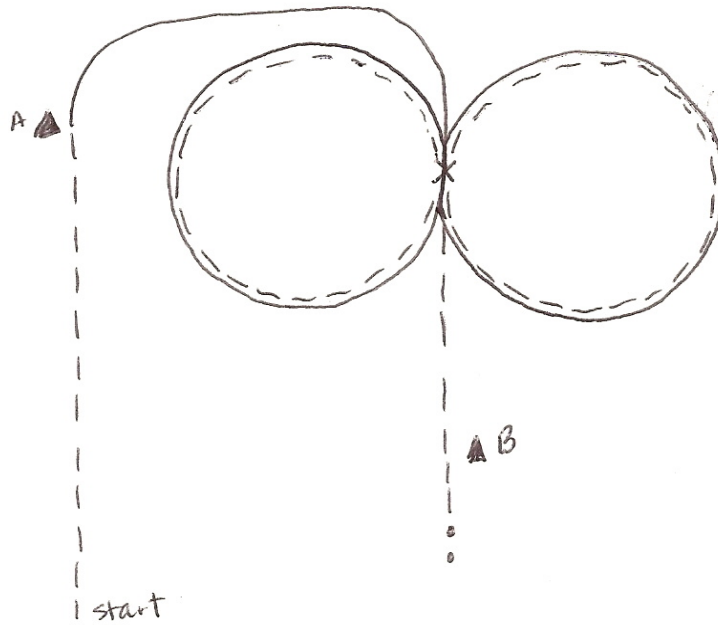


Silver Junior/Intermediate Saddle Seat Equitation

1. When acknowledged, pick up trot and extend the trot showing collection and correct diagonal
2. Before corner at cone A pick up canter, turn down center, halt, address the reins
3. Perform a figure eight at the trot (two circles), followed by a figure eight at the canter (two circles) with a simple lead change
4. At close of figure eight transition to a collected sitting trot
5. At cone B transition down to stop, stop, acknowledge judge

KEY

Walk	o o o o
Trot	- - - -
Canter	—
Back	W W
Turn	↗
Cone	▲
Lead change	X

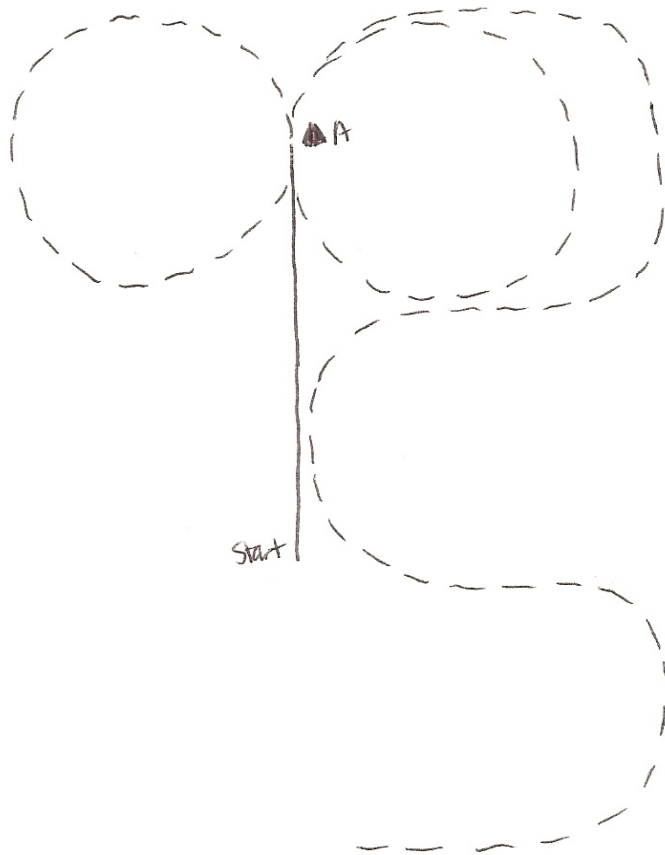


Gold Junior/Intermediate Saddle Seat Equitation

1. When acknowledged, address the reins, pick up the canter, canter straight up center line
2. Halt at cone A, drop irons, pick up trot
3. Trot figure eight, halt, pick up irons
4. At cone A pick up trot
5. Trot a serpentine with correct diagonal changes to other end of arena, stop, acknowledge judge

KEY

Walk	o o o o
Trot	- - - -
Canter	- - - -
Back	w w w w
Turn	↗
Cone	▲



Platinum Junior/Intermediate Saddle Seat Equitation

This medal pattern will be made by the member and sent in with their entry. Pattern must be age appropriate, show creativity, and flow from maneuver to maneuver. The pattern will be neatly drawn, with typed or nicely written directions on a full 8.5 X 11 inch page, including a key, and labeled cones. The pattern will be approved by the judge who will turn pattern into show management by end of the show.

Required Elements:

1. Canter figure eight with two simple lead changes (three circles)
2. Trot
3. Extended trot with collection and correct diagonals
4. Serpentine at canter with two simple lead changes
5. Halt, drop irons, canter, walk, pick up irons
6. Back 5-8 steps
7. Address the reins
8. Transitions between elements
9. Equitation