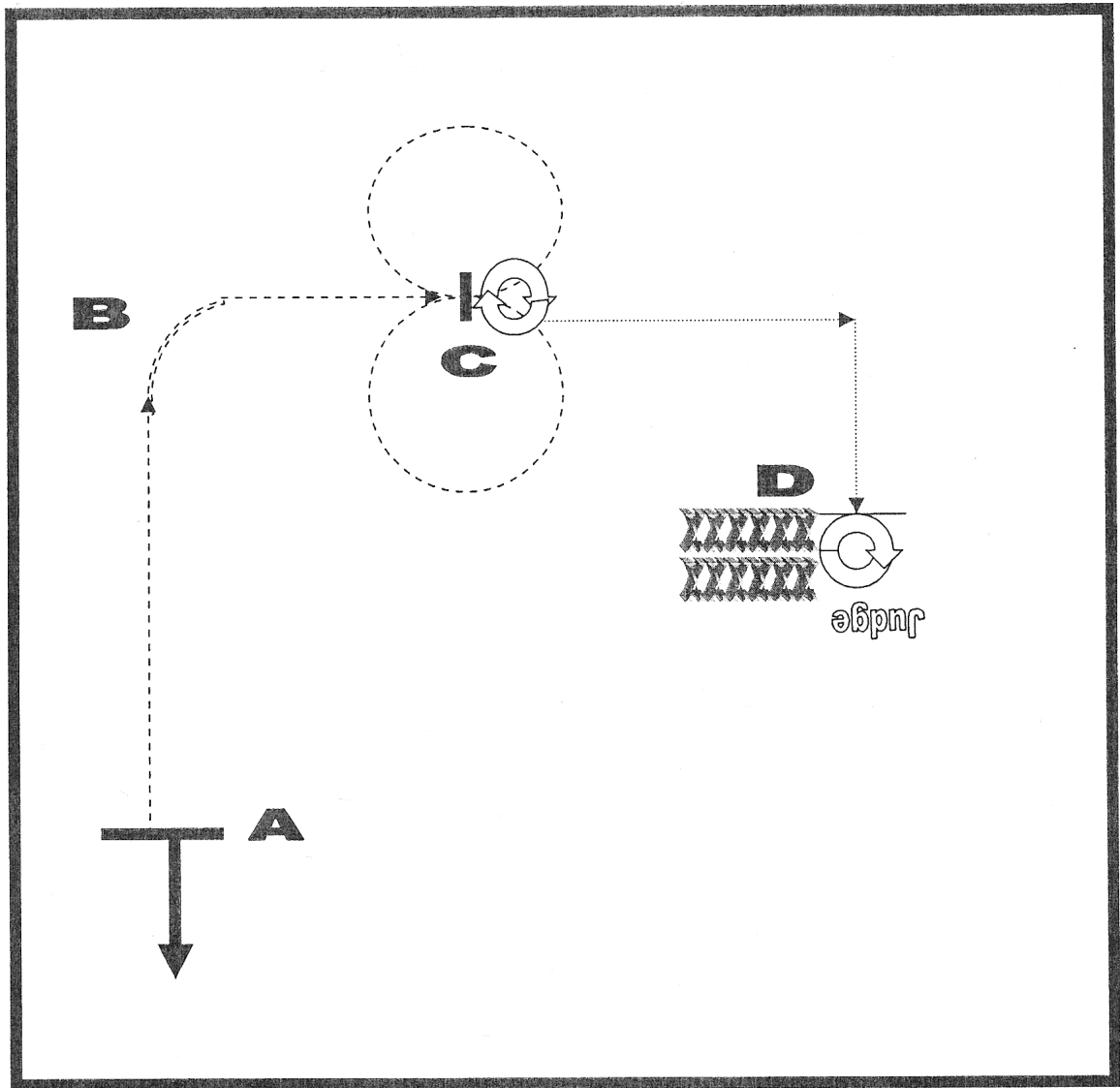
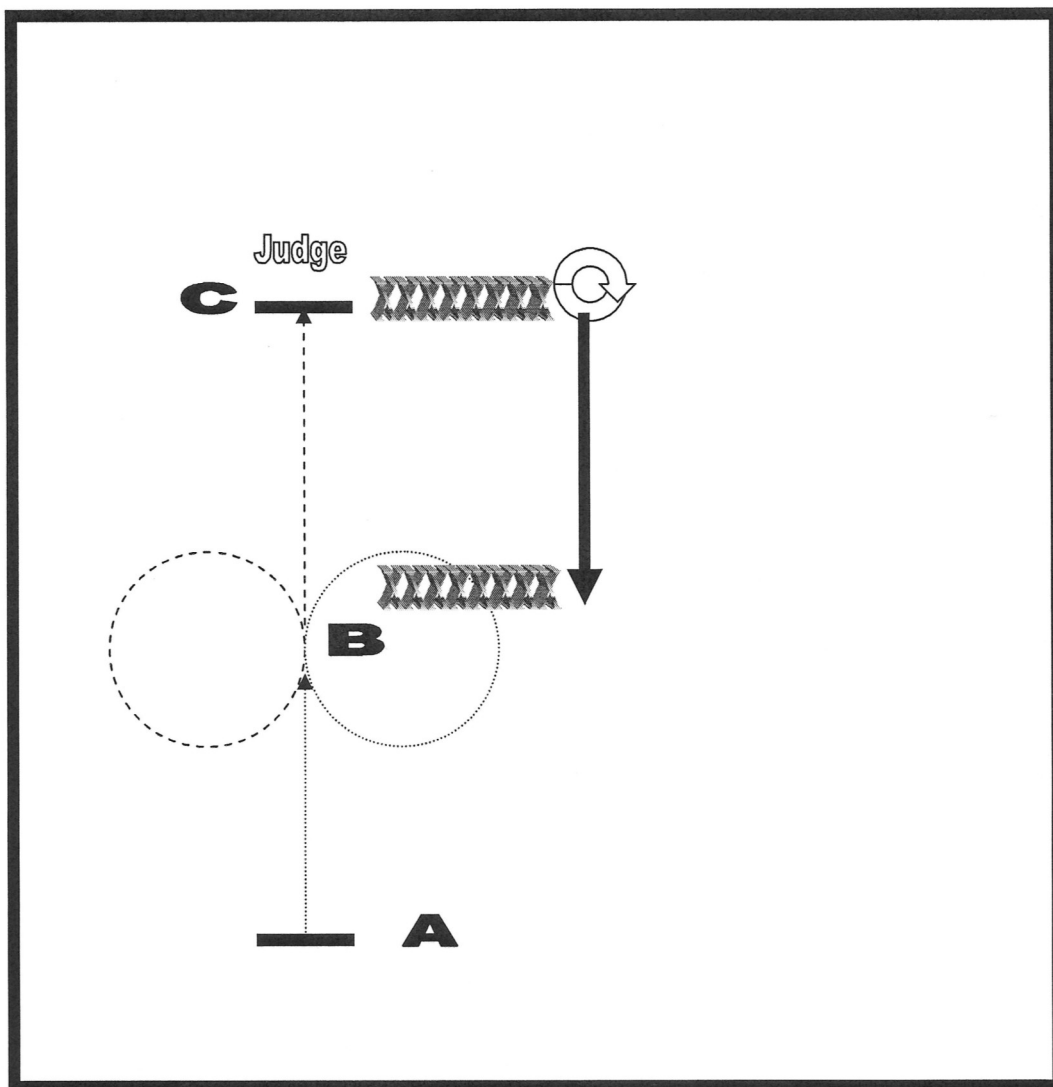


Senior Showmanship Gold Pattern #1



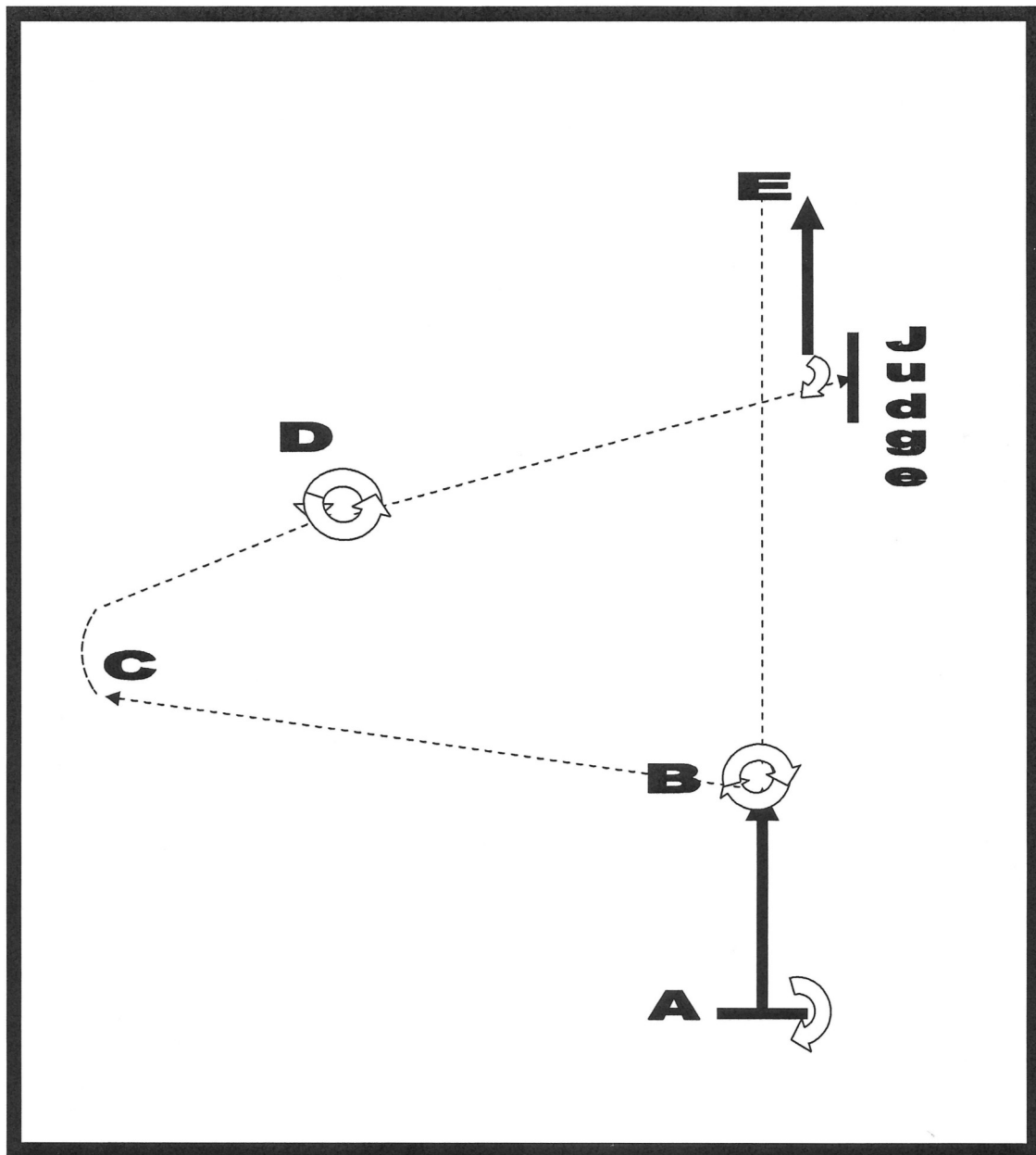
1. Wait at A. When acknowledged back 11 steps.
2. Immediately show a brisk trot down the center of the arena.
3. At B, turn right, continue to C, show a distinction to a slow trot and trot a figure-8 starting to the right. Halt.
4. Move to the offside of your horse.
5. Perform a 360-degree right forehand turn.
6. Walk to D. Halt. Set-up for inspection.
7. Answer question.
8. Return to nearside of your horse.
9. When dismissed perform a sidepass of 6 steps (3 cross-over steps) to the right and then 6 steps (3 cross-over steps) to the left.
10. Return to the nearside of your horse and execute a 360-degree right haunch turn.
11. Wait to be dismissed.

Senior Showmanship Gold Pattern #2



1. Wait at A.
2. When acknowledged begin walking forward.
3. At B, show a clear distinction to a brisk walk and walk a small circle to the right.
4. Pick-up the trot and trot a circle to the left. Continue trotting towards C.
5. Halt at C. Sidepass 8 steps (4 cross-over steps) to the right.
6. Perform a 720-degree right haunch turn.
7. Back until even with B.
8. Move to the offside of your horse. Sidepass 8 steps (4 cross-over steps) to the left. Trot to judge
9. Set-up for inspection. Answer question
10. When excused, return to the nearside of your horse.

Senior Showmanship Gold Pattern #3



1. Wait at A. When acknowledged do a 180-degree left forehand turn and back to B.
2. Execute a 440-degree right haunch turn.
3. Trot around C, to cone D. Halt.
4. Move to offside of your horse. Perform a 360-degree left haunch turn.
5. Trot to judge and set-up for inspection. Answer question.
6. When excused return to near side and execute a 90-degree right haunch turn and back to cone E.
7. Trot to B, wait to be excused.