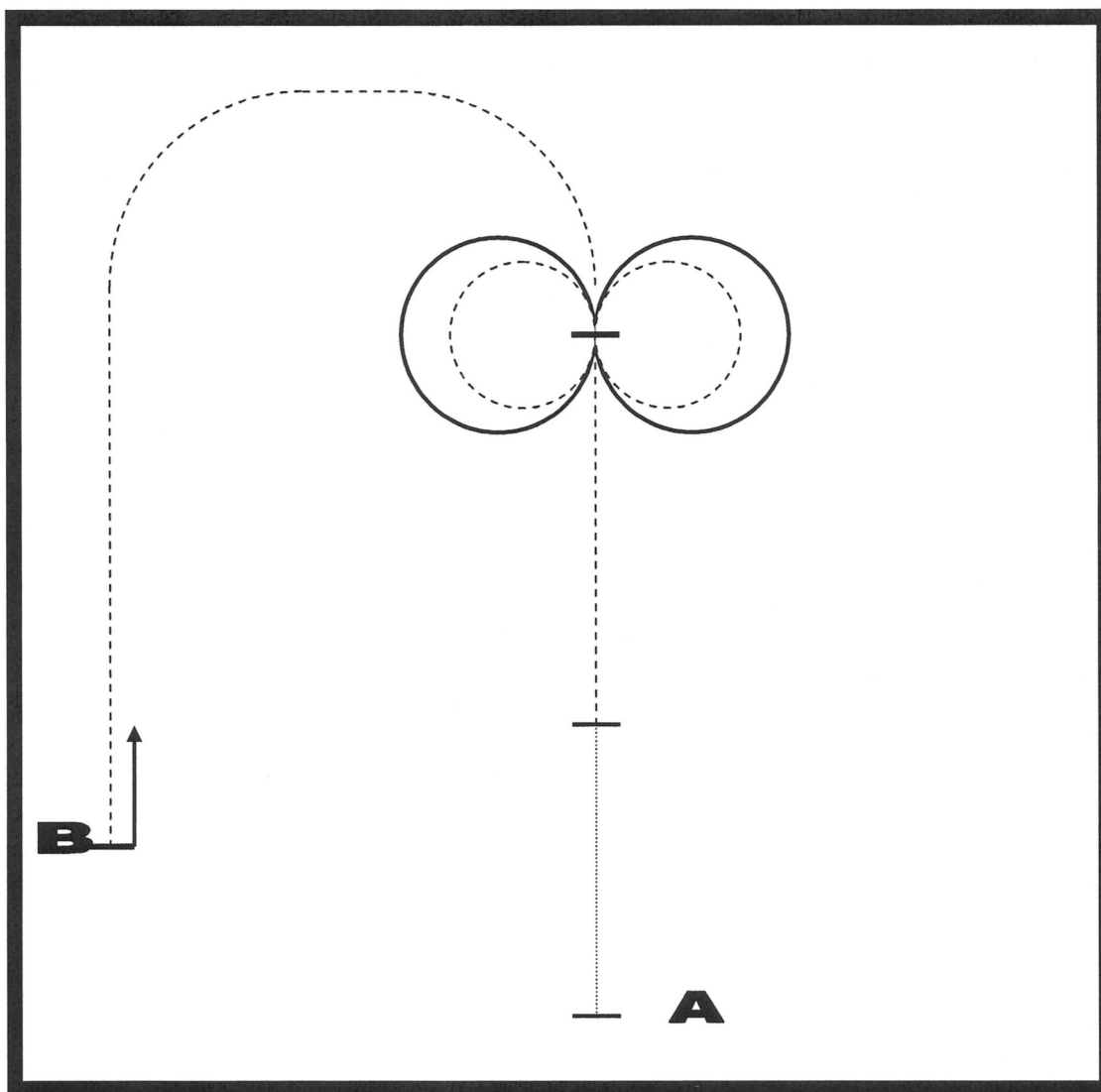
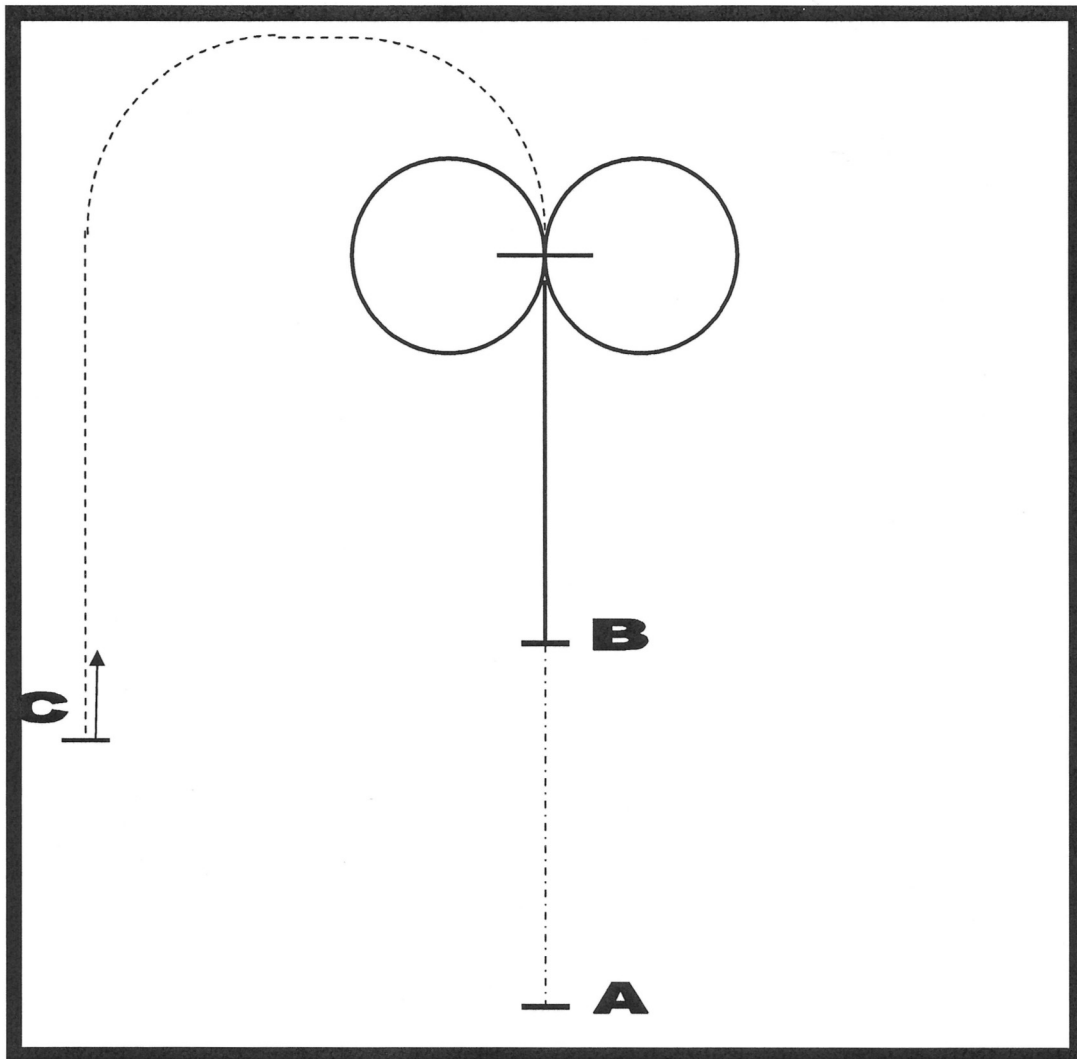


Senior Saddle Seat Silver Pattern #1



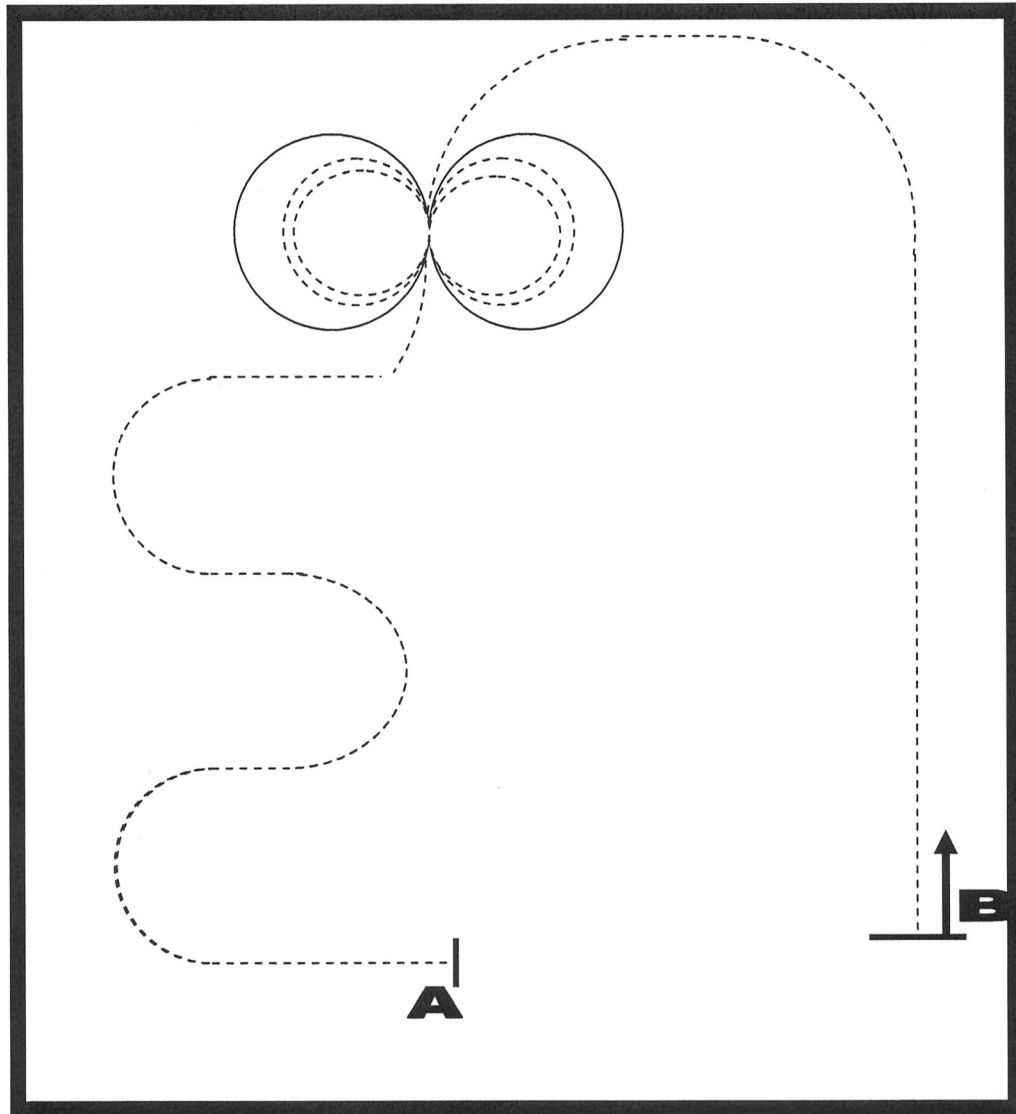
1. Wait at A.
2. When acknowledged proceed at a walk 20 feet down centerline of arena. Halt.
3. Address reins.
4. Pick-up posting trot (either diagonal) to middle of figure 8. Halt.
5. Drop irons. Trot one figure-8 showing change of diagonal. Halt.
6. Pick-up irons.
7. Canter figure-8 showing simple lead change. Halt.
8. Extend trot out of figure 8 to rail and continue to down rail to B. Halt.
9. Back 7 steps, close and wait to be excused.

Senior Saddle Seat Silver Pattern #2



1. Wait at A.
2. When acknowledged pick-up a sitting trot and trot to B. Halt.
3. Address reins.
4. Pick-up a canter starting to the right.
5. Continue into a figure-8 showing simple lead changes.
6. Halt. Back 7 steps and go into an extended trot to rail and continuing to C.
7. Halt. Address judge and wait to be excused.

Senior Saddle Seat Silver Pattern #3



1. Wait at A.
2. Pick-up a posting trot and trot a serpentine to the far end of the ring showing 3 diagonal changes ending in the center of the figure-8, Halt facing the wall at the end of the arena.
3. Trot 2 figure-8's (starting to the right) showing diagonal changes. Halt
4. Canter 1 figure-8 (starting to right) showing simple lead changes. Halt.
5. Drop irons and trot out of figure-8 to the wall and continuing to B showing correct diagonal.
6. Halt. Pick-up irons.
7. Back 7 steps and close. Wait to be excused.