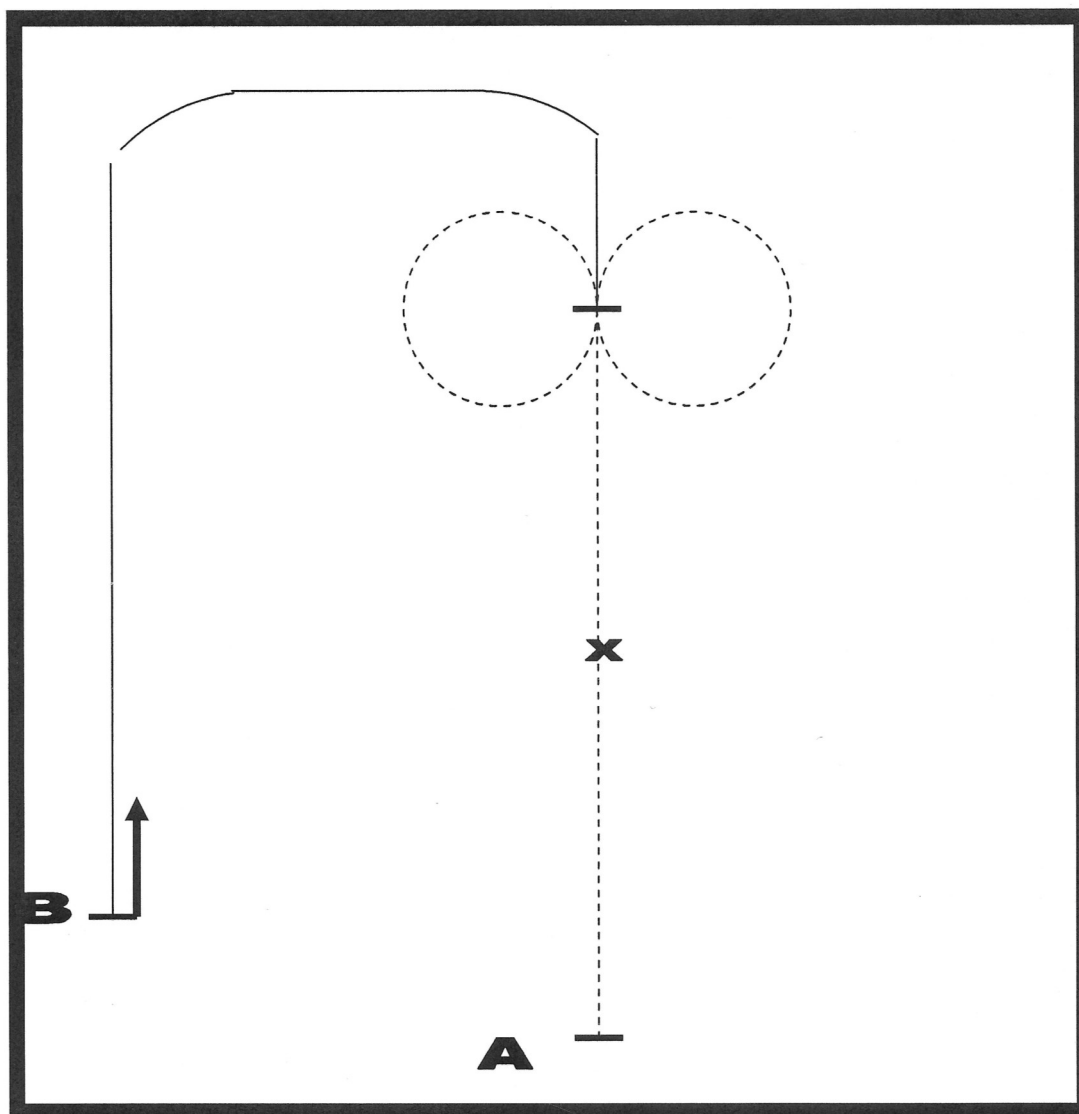
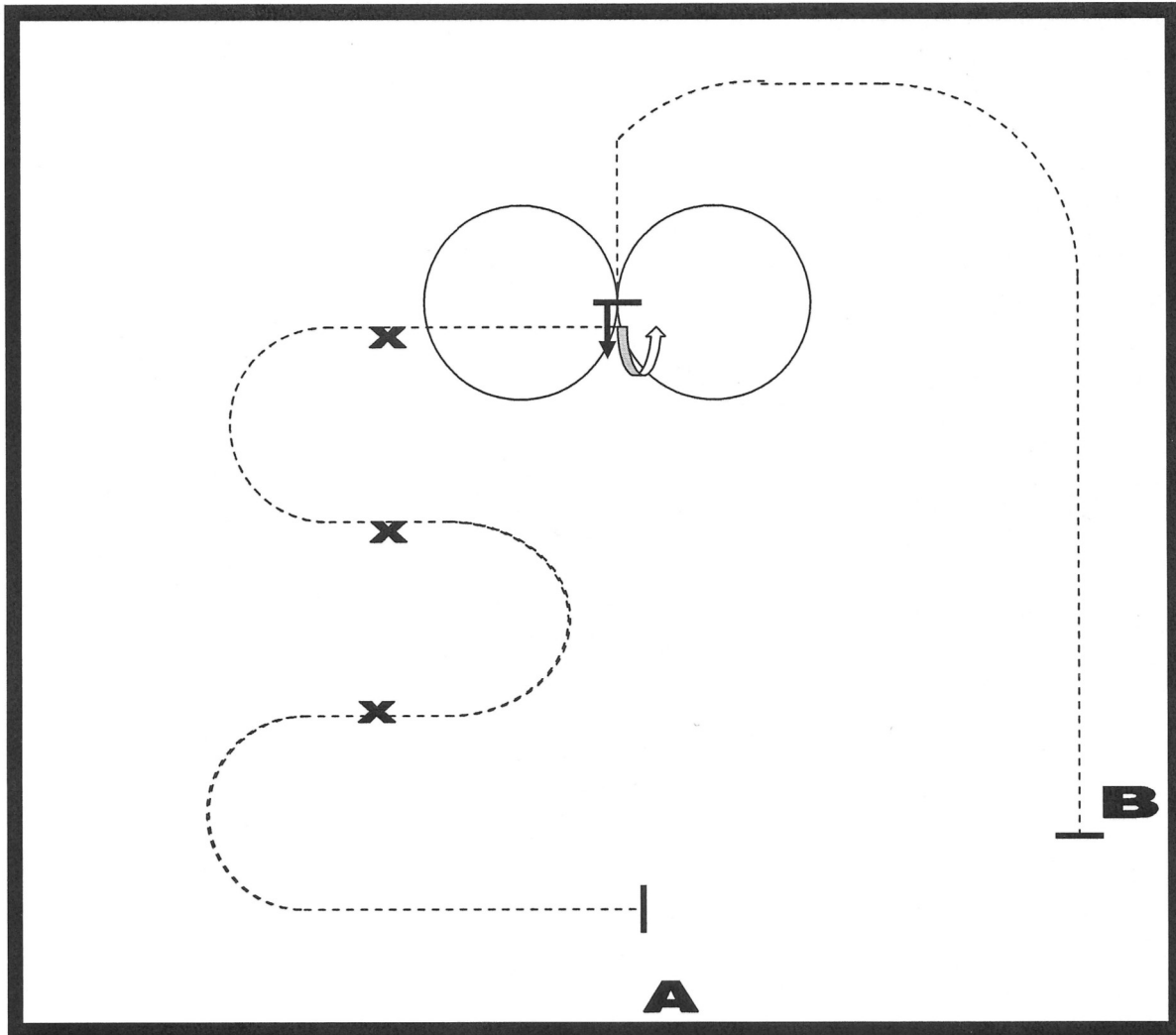


Intermediate Saddle Seat Silver #1



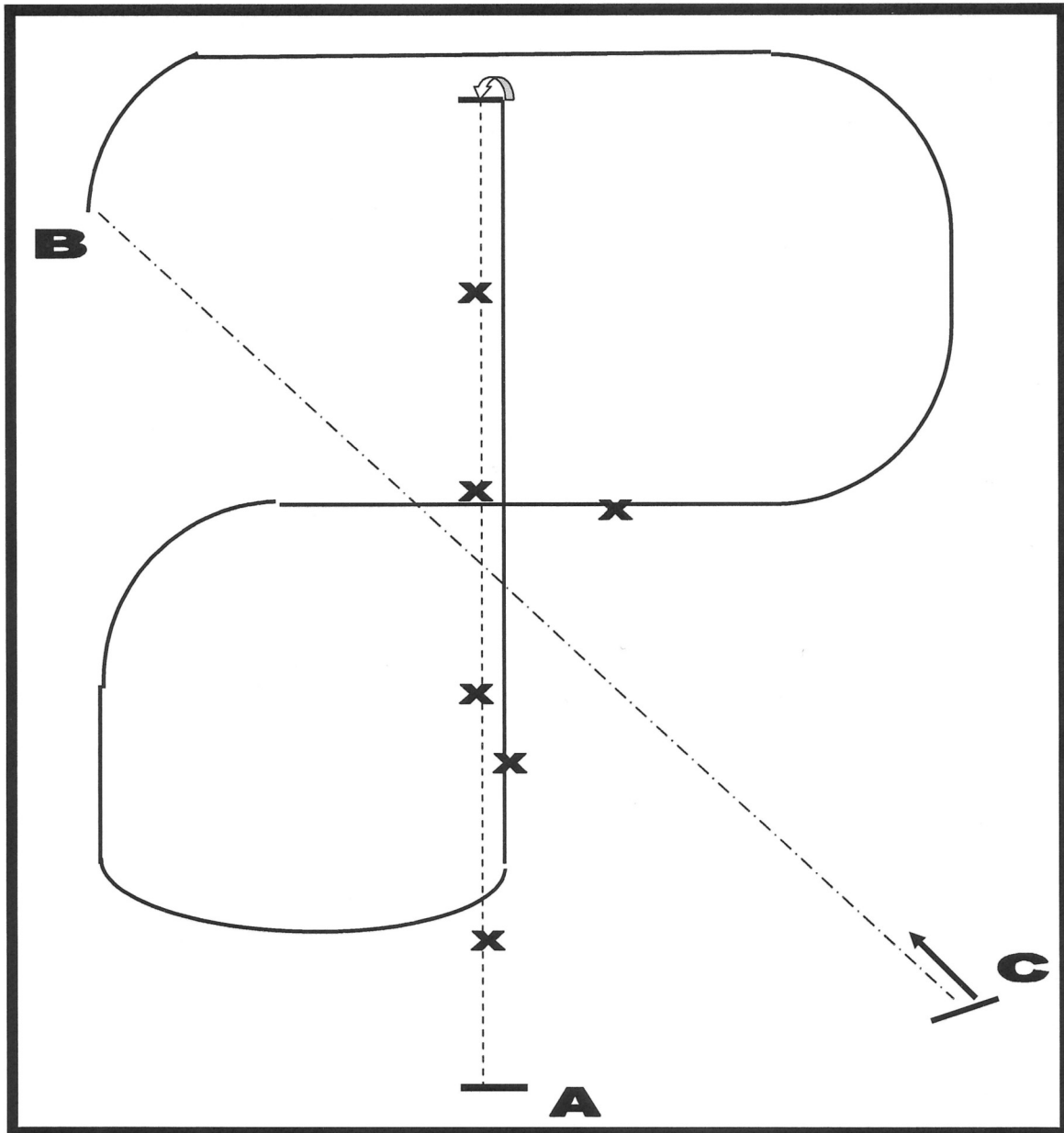
1. Wait at A.
2. When acknowledged trot down the center of the arena on right diagonal. Halfway down change to left diagonal. Halt at center of figure-8.
3. Drop irons.
4. Trot 1 figure-8, starting to the right, showing correct diagonal change. Halt.
5. Pick-up left lead canter out of figure-8, and continue down wall to B.
6. $\frac{1}{2}$ way down wall, do simple lead change and continue to B
7. Halt. Back 6 steps and close.
8. Address judge and wait to be excused.

Intermediate Saddle Seat Silver Pattern #2



1. Wait at A.
2. When acknowledged pick up a posting trot, and serpentine to the end of the ring showing 3 diagonal changes ending in center of figure-8. Halt.
3. Do a 90-degree left forehand turn.
4. Canter 1 figure-8 starting to the left, showing a simple lead change.
5. Halt. Back 5 steps and close back.
6. Pick-up a extended trot going straight out of figure-8. Continue down rail showing correct diagonal.
7. At B Halt. Stand for 5 seconds.
8. Wait to be excused.

Intermediate Saddle Seat Silver Pattern #3



1. Wait at A. When acknowledged proceed at a posting trot up center of arena changing diagonal four (4) times. Halt at far end of arena.
2. Execute a 270-degree left forehand turn.
3. Canter on left lead. $\frac{3}{4}$ of the way down arena change leads (simple) and make a circle to the right, continuing back to center.
4. Change lead (simple) and circle to the left and continues on rail around arena. At cone B, break down to an extended trot and continue diagonally across arena to cone C.
5. Halt. Have horse stand for 8 seconds. Back 5 steps and close. Wait to be dismissed by judge.