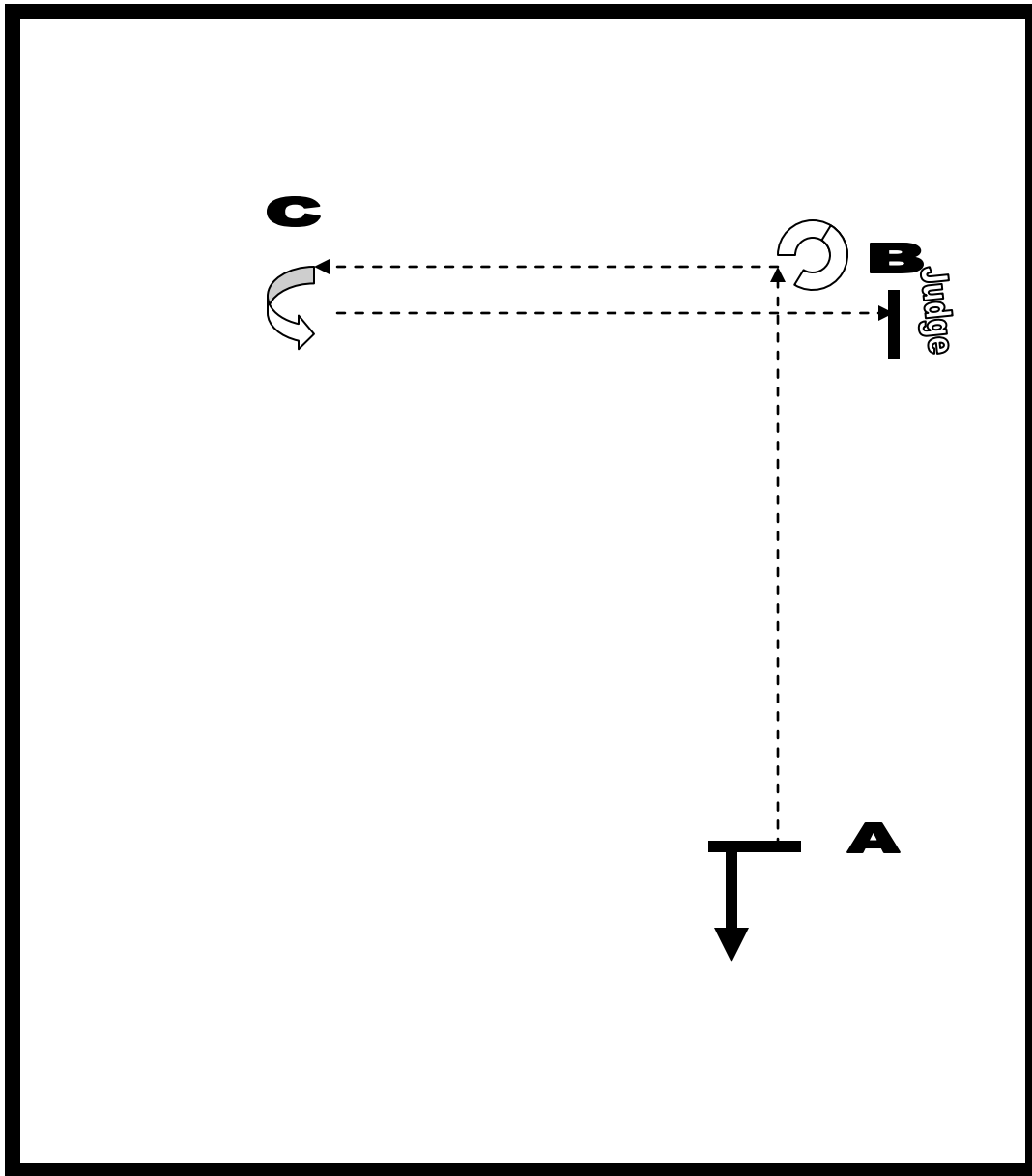
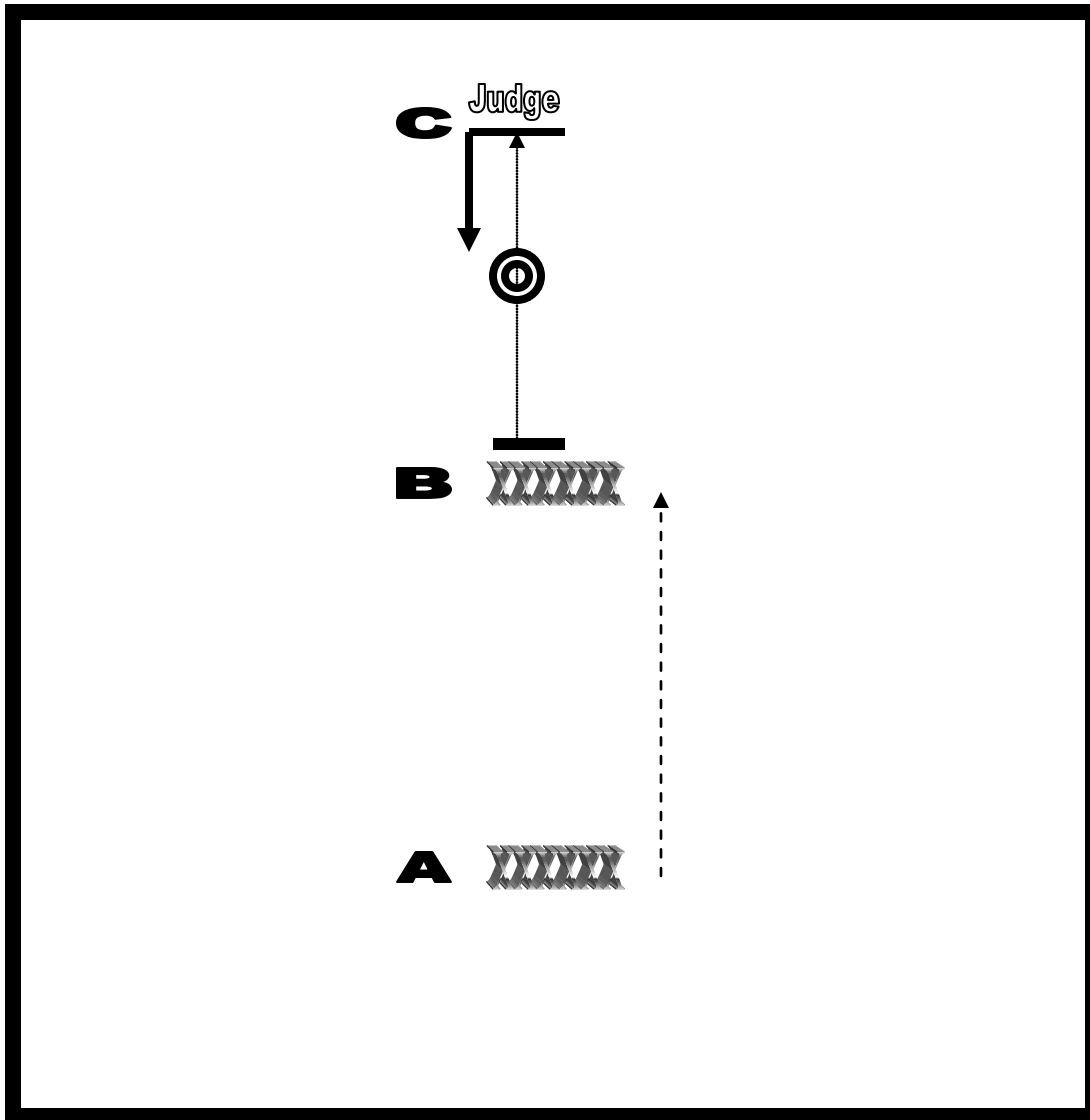


## Senior Showmanship Bronze Pattern #1



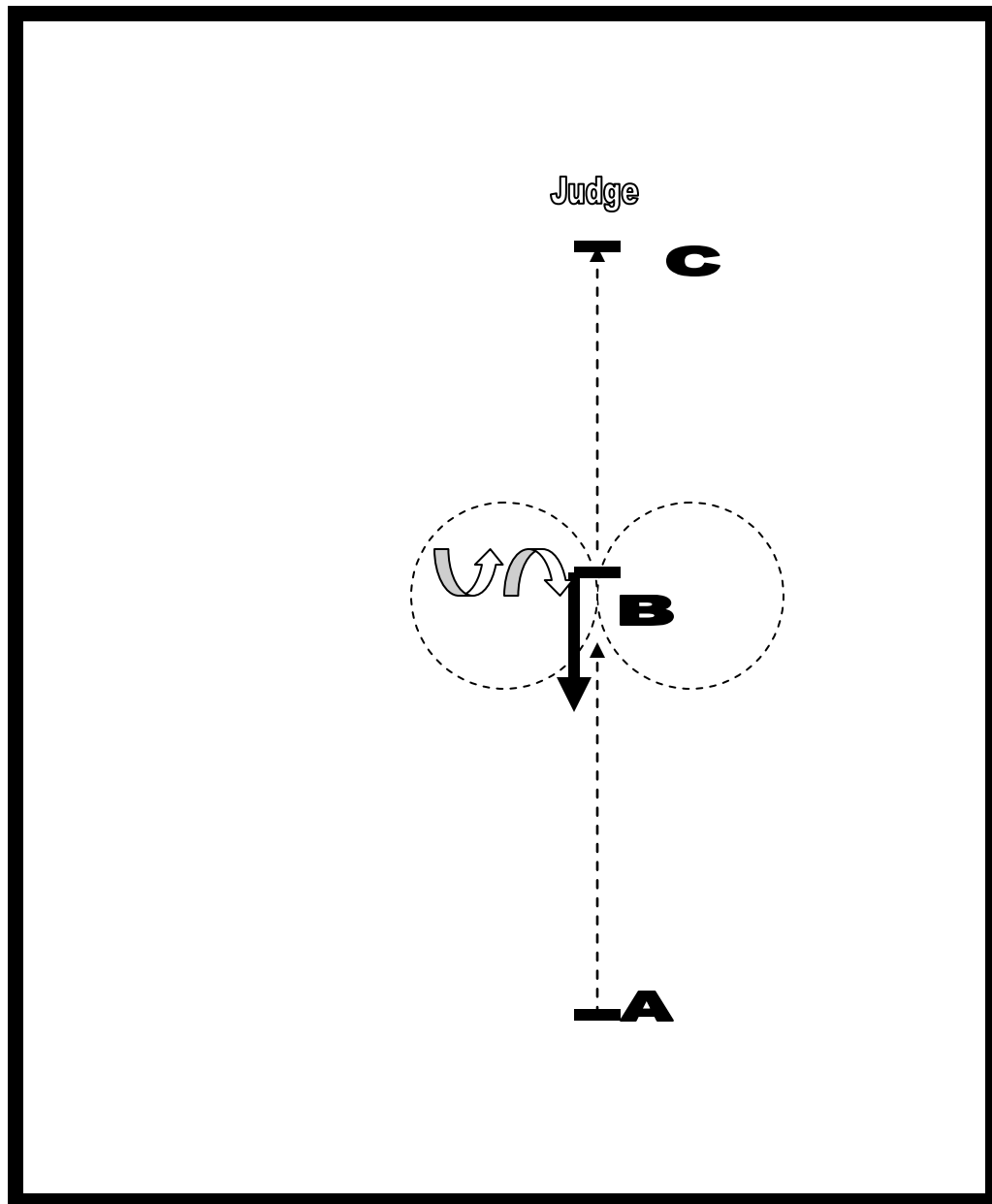
1. Wait at A. When acknowledged, back 7 steps.
2. Trot to B.
3. Perform a 270-degree right haunch turn.
4. Trot to C. Halt.
5. Perform a 180-degree left forehand turn.
6. Trot to B. Halt. Set-up for inspection.
7. When dismissed, walk into line.

## Senior Showmanship Bronze Pattern #2



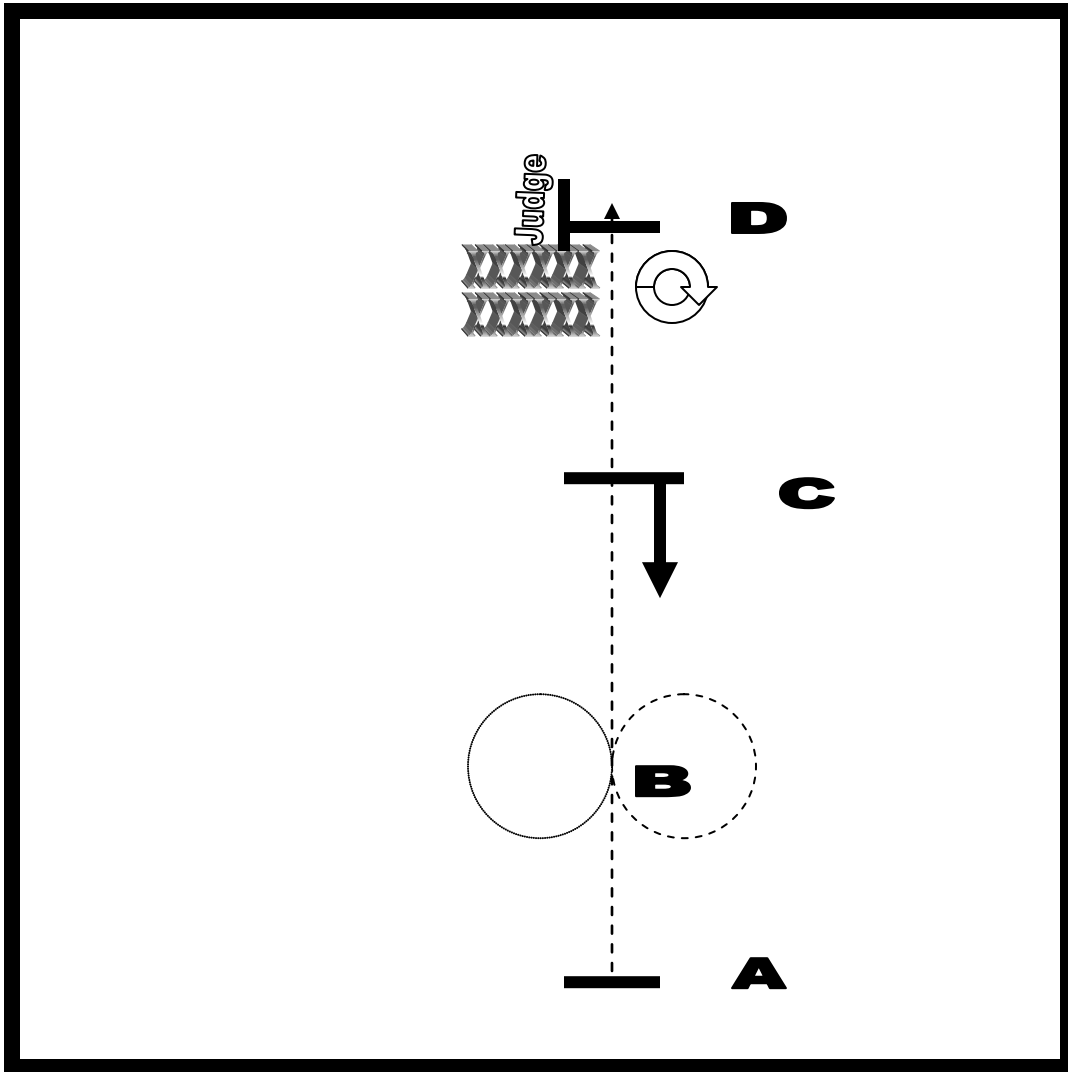
1. Wait at A. When acknowledged, sidepass 6 steps to the right (3 cross-over steps).
2. Trot until even with B. Halt
3. Move to the off side of your horse. Sidepass 6 steps to the left (3 cross-over steps). Return to the near side of your horse.
4. Walk half-way to C. Perform a 360-degree right haunch turn. Continue walking to C.
5. Halt. Back 7 steps.
6. Set-up for inspection. Answer question.
7. Wait to be dismissed.

### Senior Showmanship Bronze Pattern #3



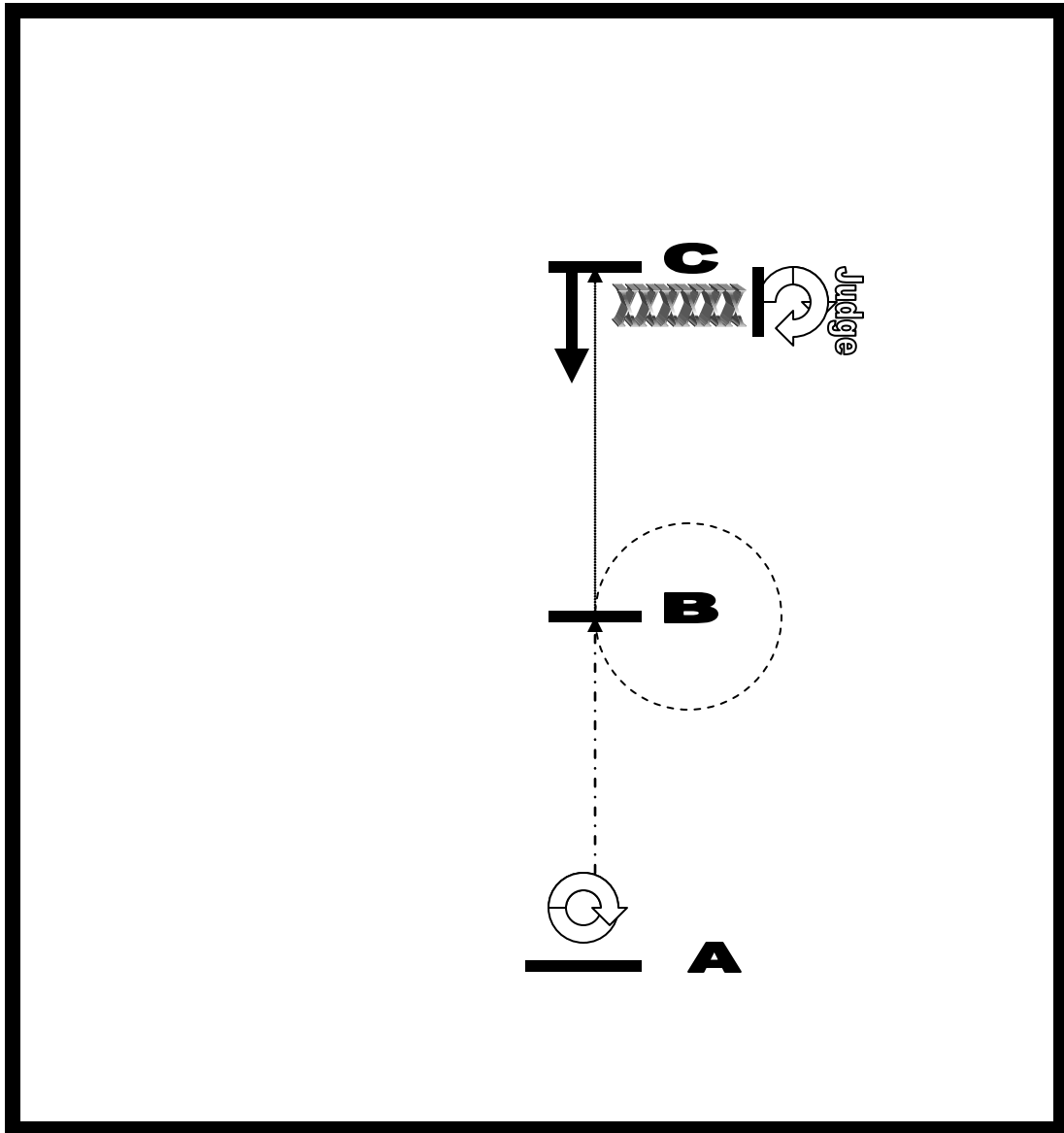
1. Wait at A. When acknowledged, trot to B.
2. Trot a figure-8 starting to the left. Halt
3. Back 7 steps and close.
4. Perform a 180-degree right haunch turn. Move to the off side of your horse.
5. Perform a 180-degree left forehand turn. Return to the near side of your horse.
6. Trot to C and set-up. Answer question.
7. Wait to be excused.

## Senior Showmanship Silver Pattern #1



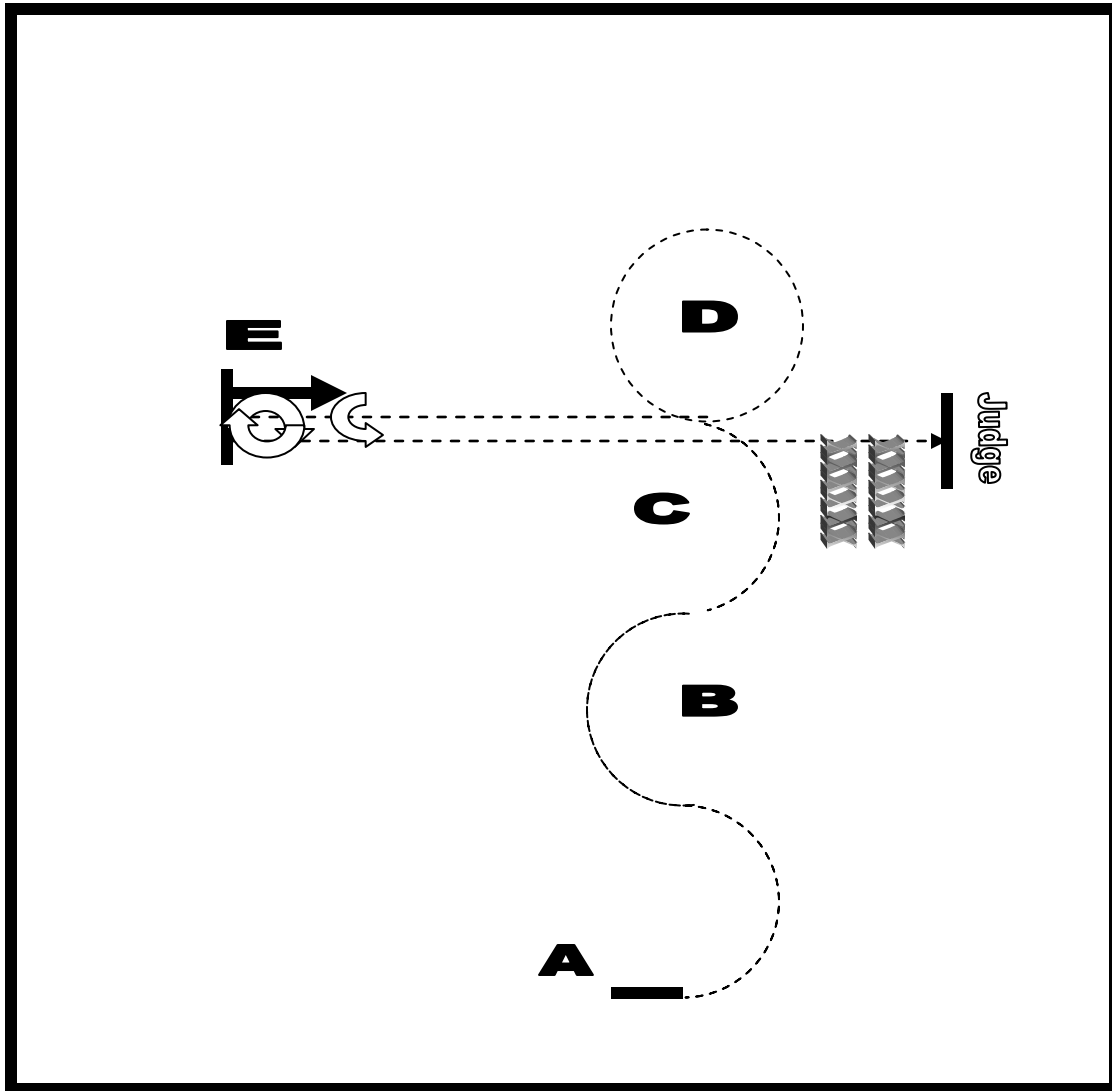
1. Wait at A. When acknowledged trot to B and trot a circle to the right.
2. Walk a circle to the left (forming a figure 8) and trot to C.
3. Halt. Move to the offside of your horse. Back 6 steps.
4. Trot to D. Halt.
5. Sidepass 6 steps to the left (3 cross-over steps).
6. Return to the nearside of your horse and sidepass 6 steps to the right (3 cross-over steps).
7. Perform a 630-degree haunch turn to the right.
8. Set-up for inspection. Answer question.
9. Wait to be excused.

## Senior Showmanship Silver Pattern #2



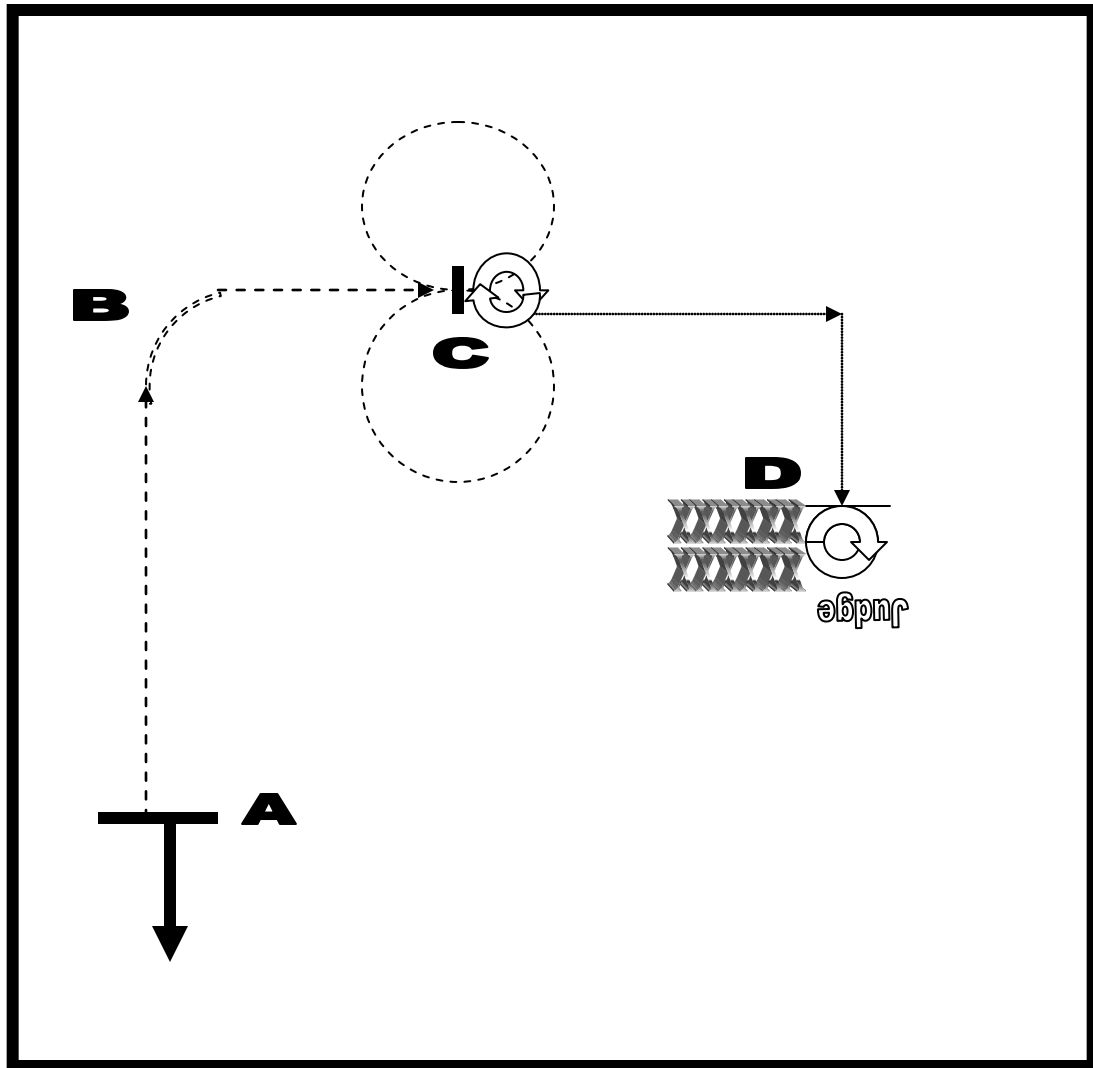
1. Wait A. When acknowledged, perform a 360-degree right haunch turn.
2. Immediately trot to B. Trot a circle around B. Halt
3. Move to the offside, walk to C and halt.
4. Back 6 steps and close. Return to the nearside.
5. Sidepass 6 steps to the right (3 cross-over steps).
6. Perform a 270-degree left forehand turn.
7. Set-up for inspection. Answer question.
8. Wait to be excused.

### Senior Showmanship Silver Pattern #3



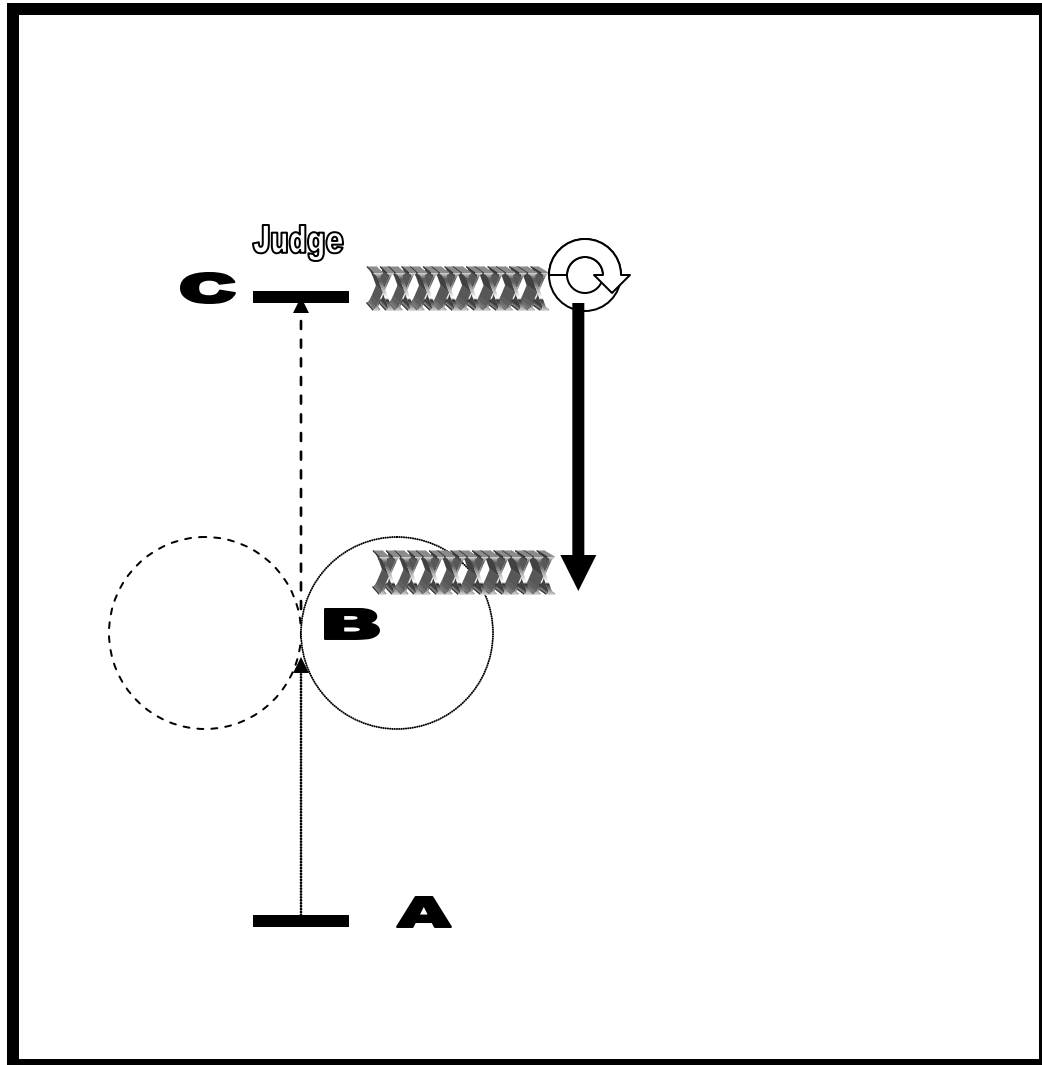
1. Start at A on the offside. When acknowledged, trot a serpentine around B and C, then complete a full circle around D
2. Trot to E and halt.
3. Do a 360-degree left haunch turn.
4. Back 7 steps.
5. Do a 180-degree right forehand turn, return to nearside of horse.
6. Trot to judge, set up for inspection and answer question.
7. After inspection, side-pass 6 steps to the right (3 cross-over steps), change sides and sidepass 6 steps to the left (3 cross-over steps).
8. Wait to be excused.

## Senior Showmanship Gold Pattern #1



1. Wait at A. When acknowledged back 11 steps.
2. Immediately show a brisk trot down the center of the arena.
3. At B, turn right, continue to C, show a distinction to a slow trot and trot a figure-8 starting to the right. Halt.
4. Move to the offside of your horse.
5. Perform a 360-degree right forehand turn.
6. Walk to D. Halt. Set-up for inspection.
7. Answer question.
8. Return to nearside of your horse.
9. When dismissed perform a sidepass of 6 steps (3 cross-over steps) to the right and then 6 steps (3 cross-over steps) to the left.
10. Return to the nearside of your horse and execute a 360-degree right haunch turn.
11. Wait to be dismissed.

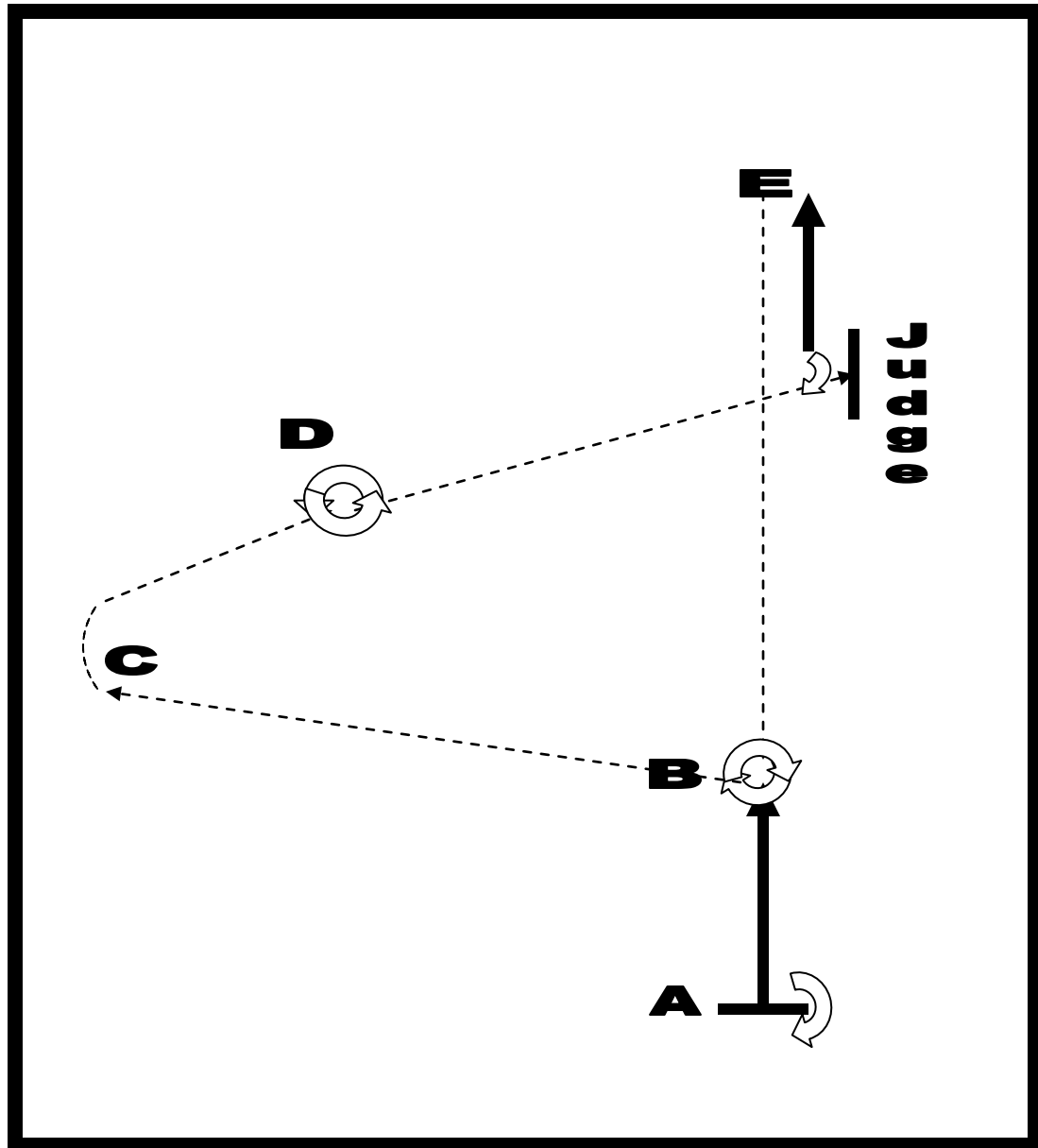
## Senior Showmanship Gold Pattern #2



1. Wait at A.
2. When acknowledged begin walking forward.
3. At B, show a clear distinction to a brisk walk and walk a small circle to the right.
4. Pick-up the trot and trot a circle to the left. Continue trotting towards C.
5. Halt at C. Sidepass 8 steps (4 cross-over steps) to the right.
6. Perform a 720-degree right haunch turn.
7. Back until even with B.
8. Move to the offside of your horse. Sidepass 8 steps (4 cross-over steps) to the left. Trot to judge
9. Set-up for inspection. Answer question
10. When excused, return to the nearside of your horse.



### Senior Showmanship Gold Pattern #3



1. Wait at A. When acknowledged do a 180-degree left forehand turn and back to B.
2. Execute a 440-degree right haunch turn.
3. Trot around C, to cone D. Halt.
4. Move to offside of your horse. Perform a 360-degree left haunch turn.
5. Trot to judge and set-up for inspection. Answer question.
6. When excused return to near side and execute a 90-degree right haunch turn and back to cone E.
7. Trot to B, wait to be excused.