


WOULD YOU EAT THIS?

#3 in a 6-Part Quality Assurance Educational Series
Dr. Susan Kerr WSU-Klickitat County Extension Director

Instructions for activity leaders

1. Materials needed

- Two CDs (new, rejects or scratched) per youth. One CD should have a pre-cut pie-shaped piece removed from it; this piece should be about 1/6 of the entire CD (see Photo 1, left disc). Several can be cut simultaneously using a band saw.
- Small wooden dowels or other stick-like items, 3 to 6" long
- Wooden beads or other circular objects with a hole in the center
- Color photos of retail meat cuts and carcasses with examples of good and bad quality issues
- One arched "WOULD YOU EAT THIS?" title for each participant (see p.3)
- Glue sticks
- Scissors



2. Before the activity

- Create a color handout of examples of meat quality by placing the photos in three columns. Column A should consist only of examples of desirable meat quality, Column B of only undesirable examples and Column C should be mixed with both desirable and undesirable examples of meat quality. Alternatively, use the pre-prepared photo page (see p. 2).
- At least 12 hours before conducting the activity, insert dowels into wooden beads and glue the bead to the center of the intact CD. The bead must extend a little above the surface of the CD (see Photo 1, right disc).

3. Instructions for the activity

- Give each participant one of the CDs with the pre-glued wooden bead and dowel rod and one of the CDs with the pre-cut pie-shaped piece removed.
- Give each participant one copy of the page of examples of meat cuts.
- Ask each participant to choose and cut out 6 meat photos of their choice, but they must choose two from each column.
- Have each participant use glue sticks to adhere each photo to the "up" side of the intact CD (the non-dowel handle side). Distribute the photos evenly around the CD.
- Have each participant place the pre-cut CD on top of the CD with the photos. Have them cut out and glue the "WOULD YOU EAT THIS?" text to the top of this CD.
- Ask each participant to hold the dowel with one hand and spin the upper CD with their other hand. They should answer the "WOULD YOU EAT THIS?" question for every photo that appears after each spin, explaining their decision.

4. Processing the activity

Use the time when participants are assembling their spinners and after each spin to discuss quality assurance issues. Ask youth questions such as:

- What do people expect when they purchase meat?
- What are people apt to do if they have several bad experiences with meat quality?
- What are residues?
- What can you do to be sure the meat of the animals you raise will be safe and good tasting?
- How should you give injections so you damage as little meat as possible?
- What are the possible consequences of someone eating meat with unacceptable levels of residues?
- Why is keeping records on all medications given to meat animals important?
- What is withholding time?
- What information is included on a medication label?
- For more advanced youth, bring up topics such as dark cutters, PSE pork, genetics, marbling, fat cover, grading, low-stress handling, etc.

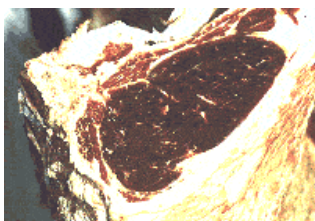

At the conclusion of the activity, make sure each participant grasps the importance of these items:

- Regarding the youth market livestock project, quality assurance means ensuring food safety, wholesomeness and consumers' positive eating experiences.
- Youth livestock market projects will end up on someone's plate and be eaten.
- Consumers do not have reduced standards for meat safety and quality just because it is from livestock raised by a child.
- Meat quality can be affected by how an animal is fed and cared for during its life.
- Rough handling, stress and improper injection techniques are some things that can cause problems with meat quality.


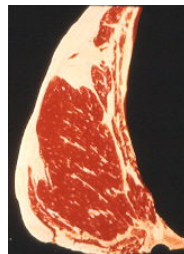
MEAT QUALITY PHOTOS

Cut out six photos of your choice, using two from each column. Glue them to the top side of the solid CD.

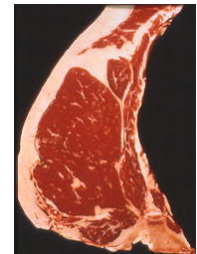
Column A



Column B



Column C



WOULD YOU EAT THIS?

WOULD YOU EAT THIS?

WOULD YOU EAT THIS?

WOULD YOU EAT THIS?

WOULD YOU EAT THIS?

WOULD YOU EAT THIS?

WOULD YOU EAT THIS?

WOULD YOU EAT THIS?

WOULD YOU EAT THIS?

WOULD YOU EAT THIS?