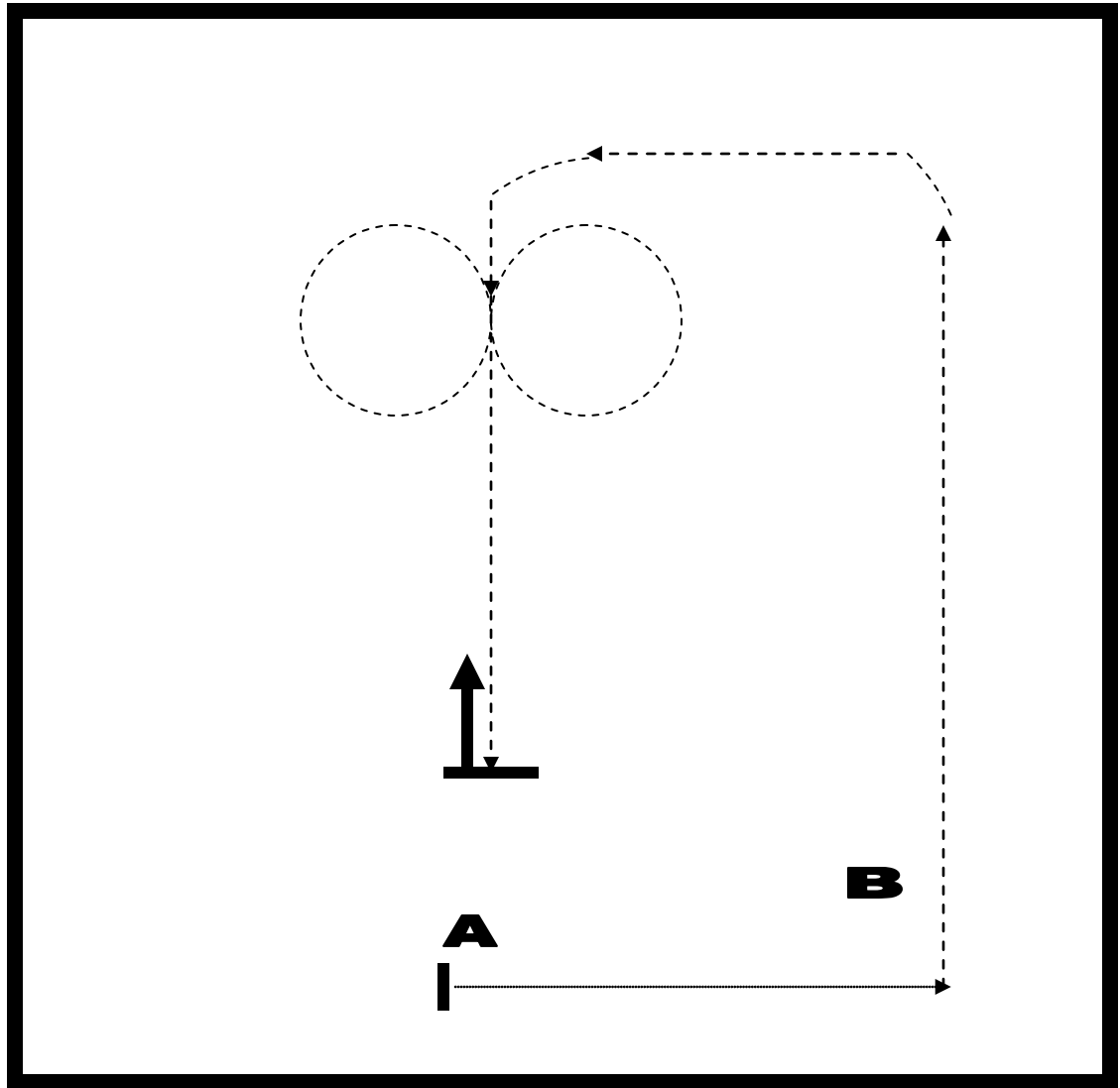
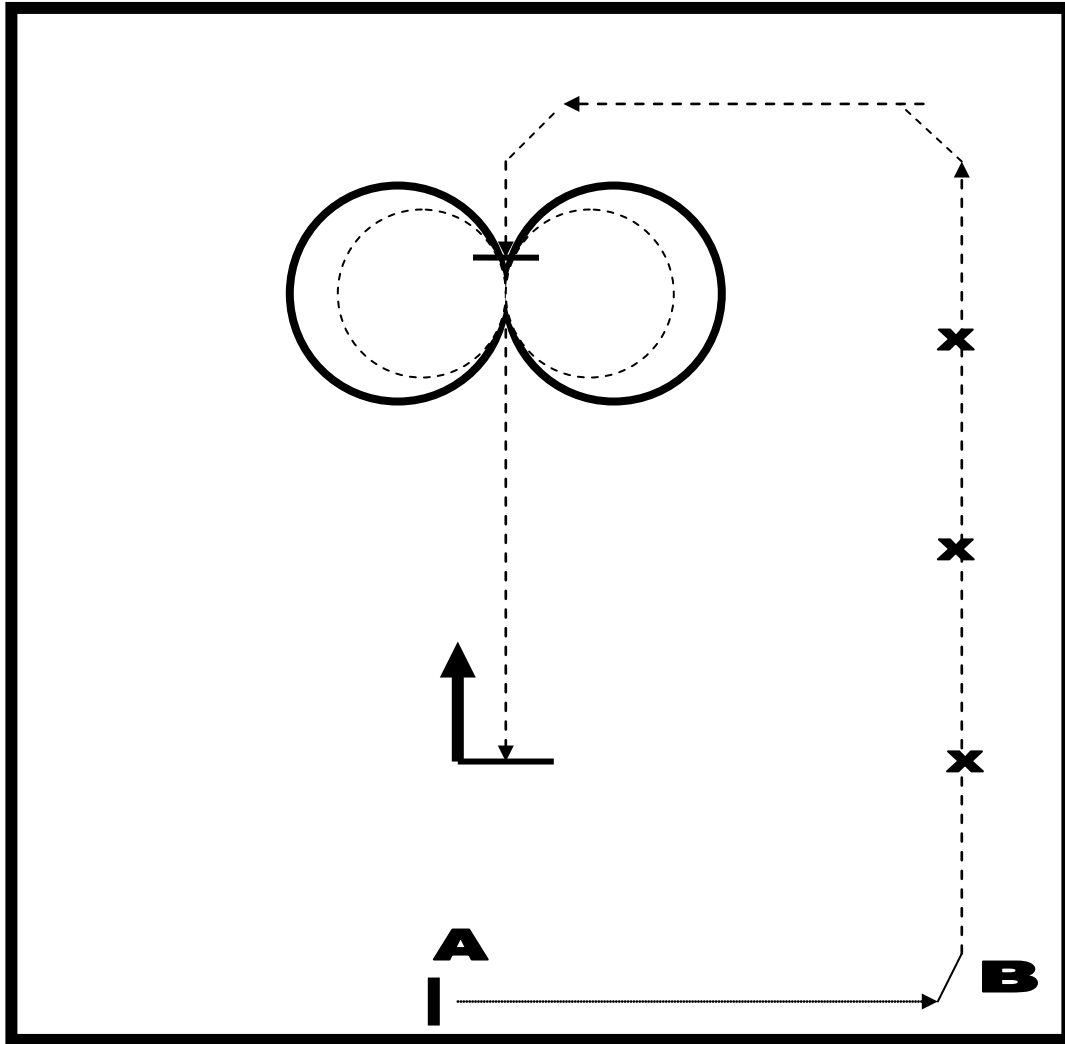


Intermediate Saddle Seat Bronze Pattern #1



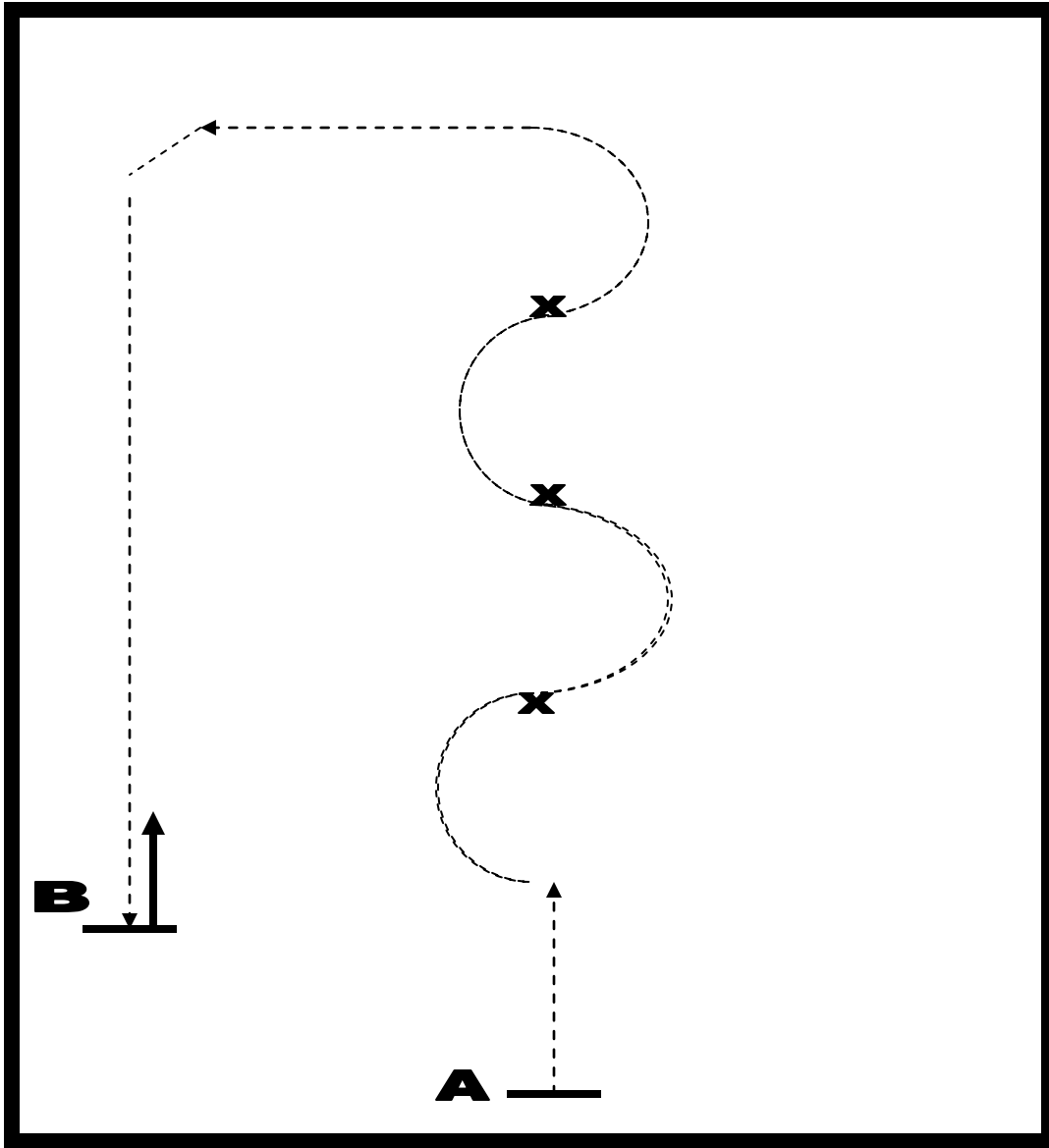
1. Wait at A. Walk to B.
2. At B pick-up a posting trot and trot down the rail showing three diagonal changes.
3. Trot one figure-8, starting to the right showing diagonal changes. Halt.
4. Trot down center of arena on right diagonal. Halt.
5. Back 4steps and close back.
6. Wait to be excused.

Intermediate Saddle Seat Bronze Pattern #2



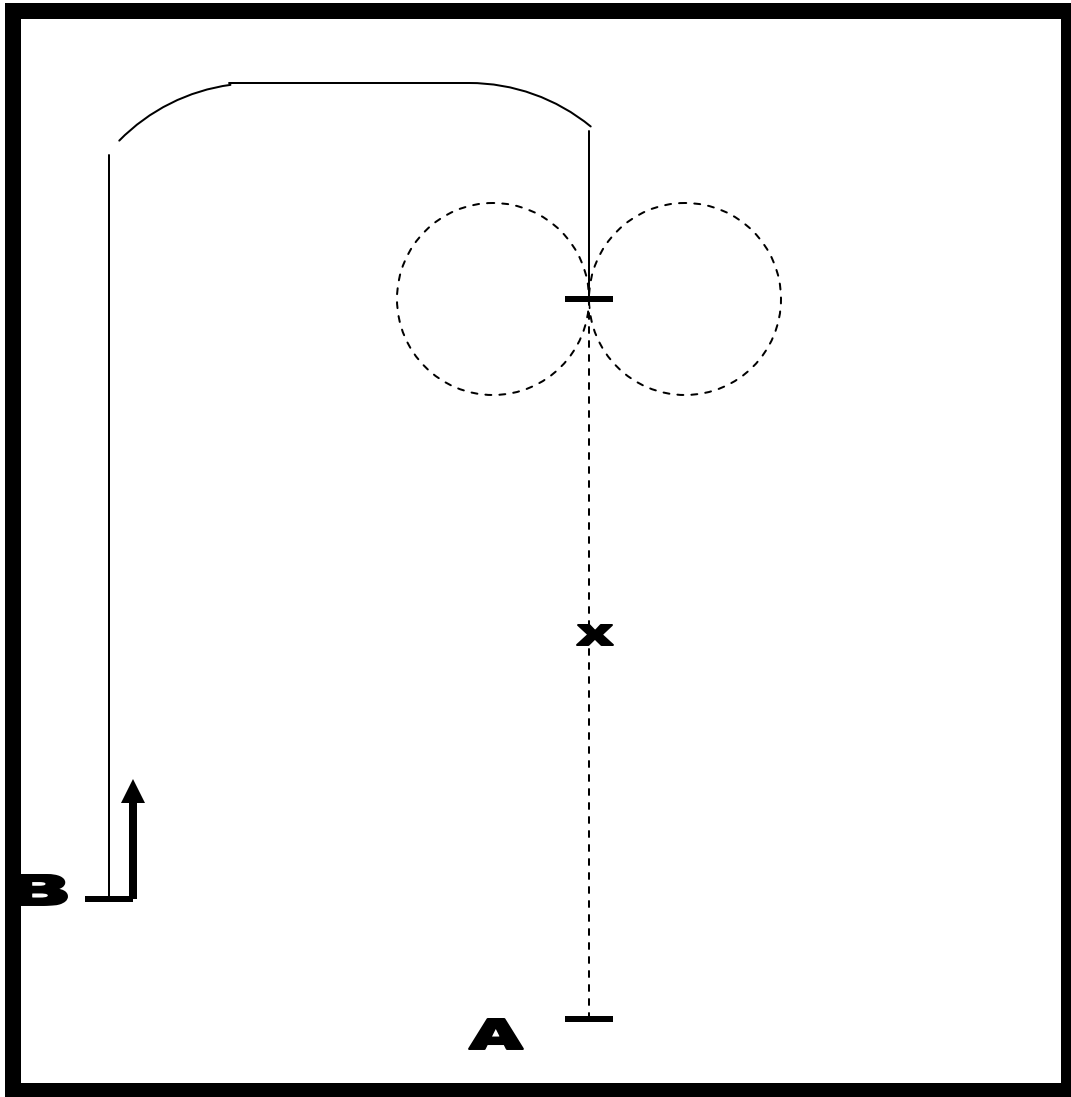
1. Wait at A. Walk to B
2. Pick up posting trot and continue down rail showing 3 diagonal changes. Halt.
3. Trot one figure-8 starting to the right, showing a diagonal change.
4. Canter one figure-8 starting to the right showing a simple lead change.
5. Trot down center of arena on right diagonal halt 20 feet from gate.
6. Back 5 steps and close.
7. Wait to be excused.

Intermediate Saddle Seat Bronze Pattern #3



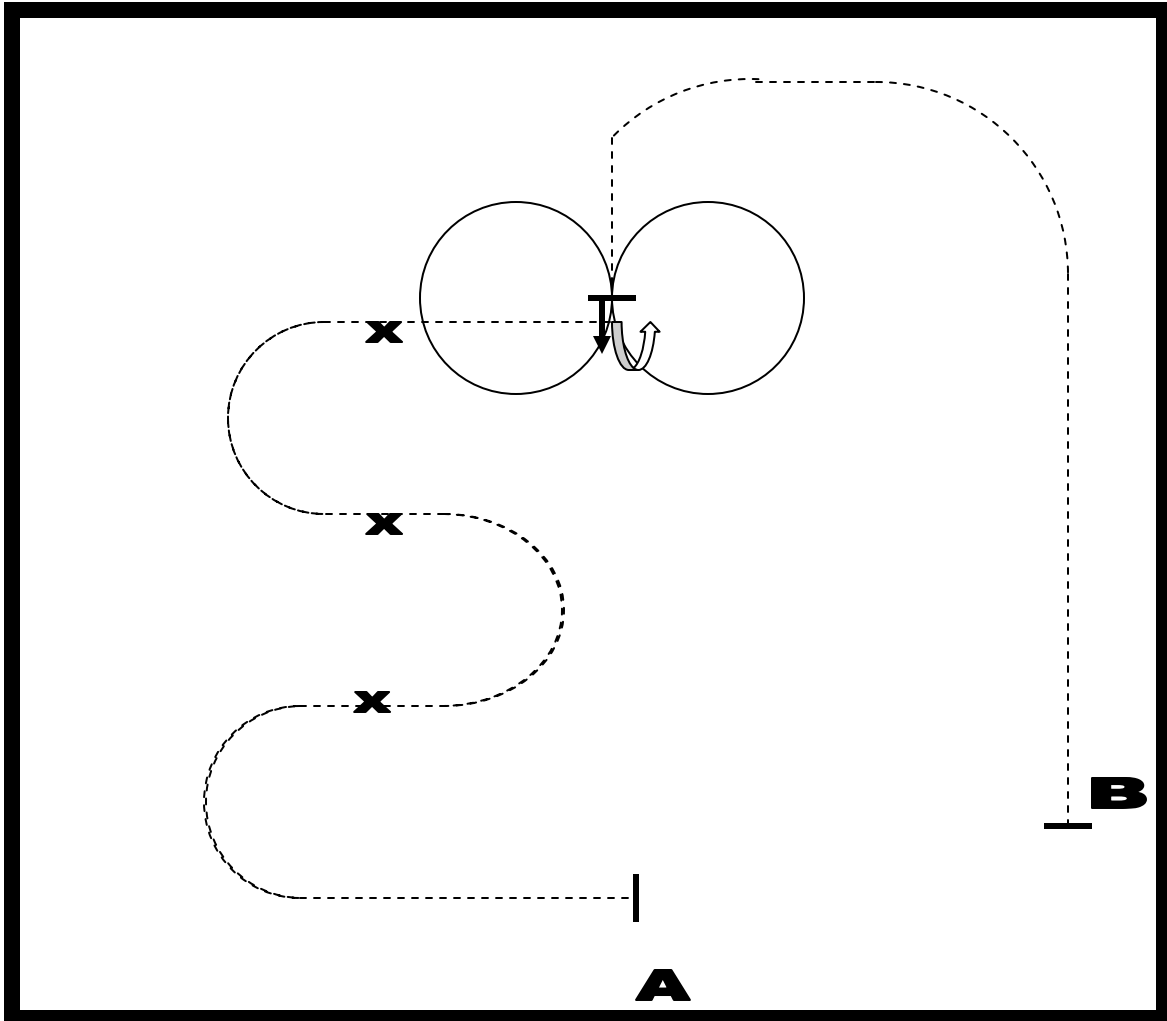
1. Wait at A.
2. When acknowledged proceed at a posting trot and serpentine to the end of the arena showing 3 diagonal changes.
3. Continue trotting down rail at extended trot on correct diagonal.
4. At B, Halt.
5. Back 5 steps and close back.
6. Wait to be dismissed.

Intermediate Saddle Seat Silver #1



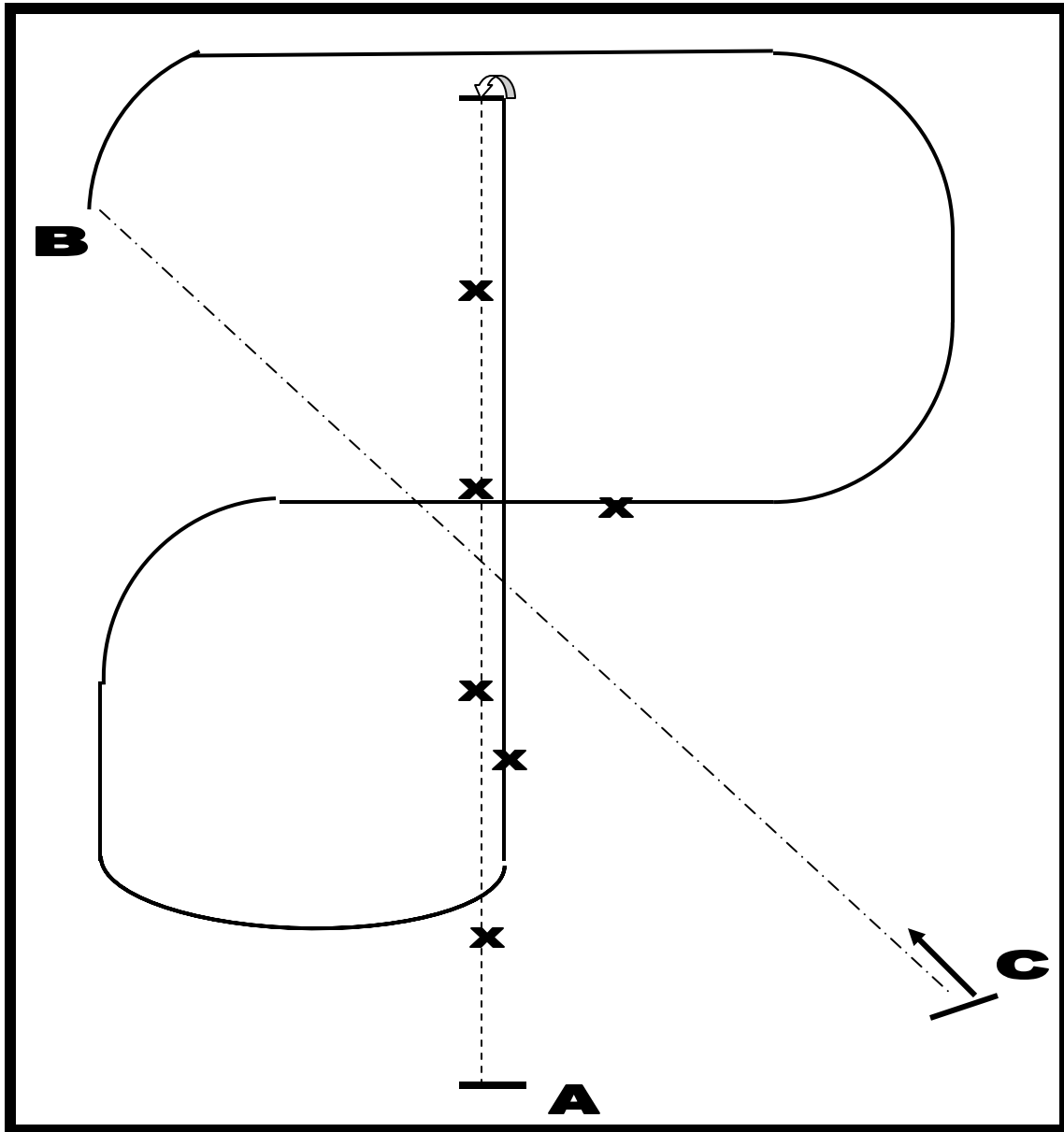
1. Wait at A.
2. When acknowledged trot down the center of the arena on right diagonal. Halfway down change to left diagonal. Halt at center of figure-8.
3. Drop irons.
4. Trot 1 figure-8, starting to the right, showing correct diagonal change. Halt.
5. Pick-up left lead canter out of figure-8, and continue down wall to B.
6. $\frac{1}{2}$ way down wall, do simple lead change and continue to B
7. Halt. Back 6 steps and close.
8. Address judge and wait to be excused.

Intermediate Saddle Seat Silver Pattern #2



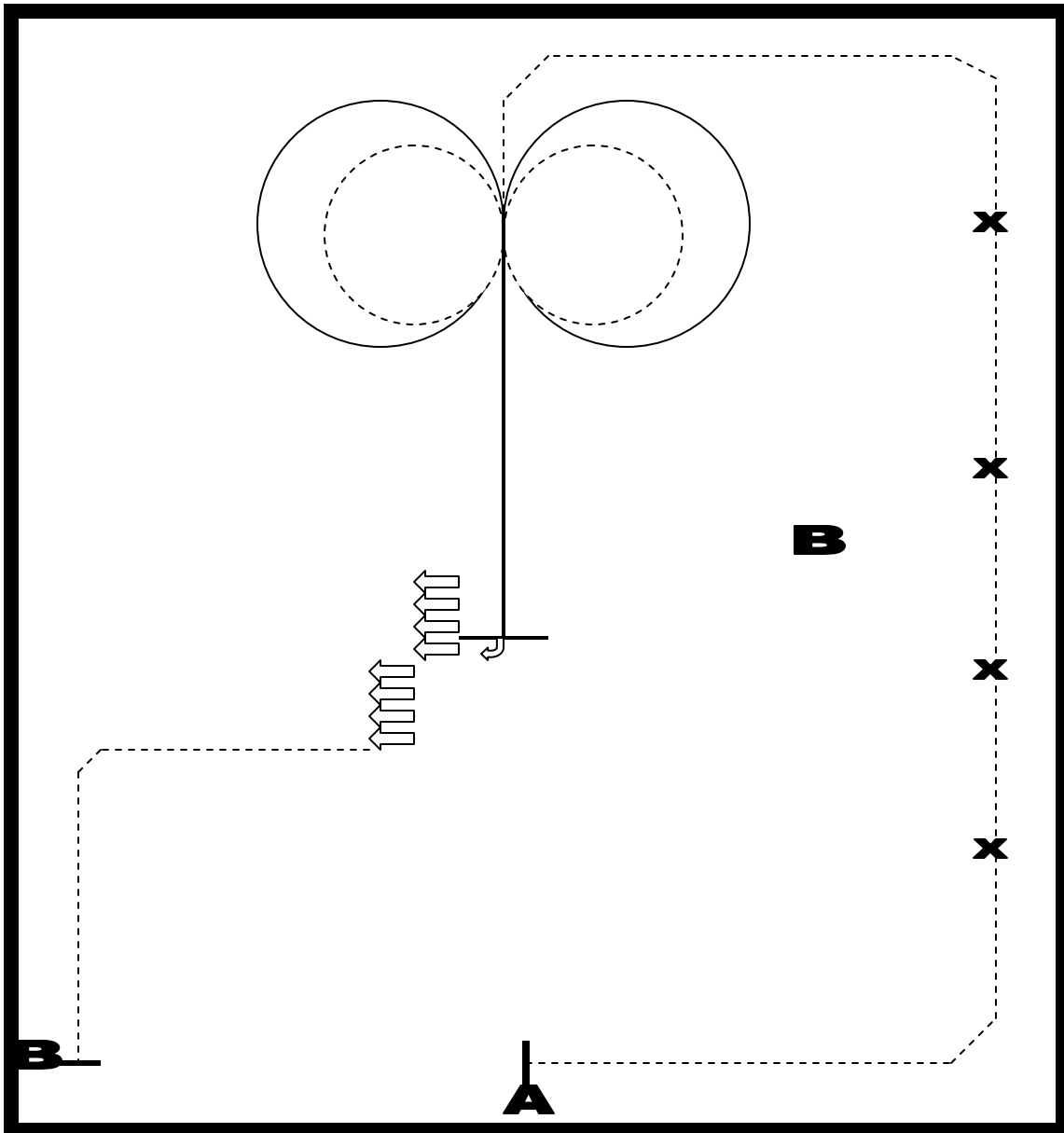
1. Wait at A.
2. When acknowledged pick up a posting trot, and serpentine to the end of the ring showing 3 diagonal changes ending in center of figure-8. Halt.
3. Do a 90-degree left forehand turn.
4. Canter 1 figure-8 starting to the left, showing a simple lead change.
5. Halt. Back 5 steps and close back.
6. Pick-up a extended trot going straight out of figure-8. Continue down rail showing correct diagonal.
7. At B Halt. Stand for 5 seconds.
8. Wait to be excused.

Intermediate Saddle Seat Silver Pattern #3



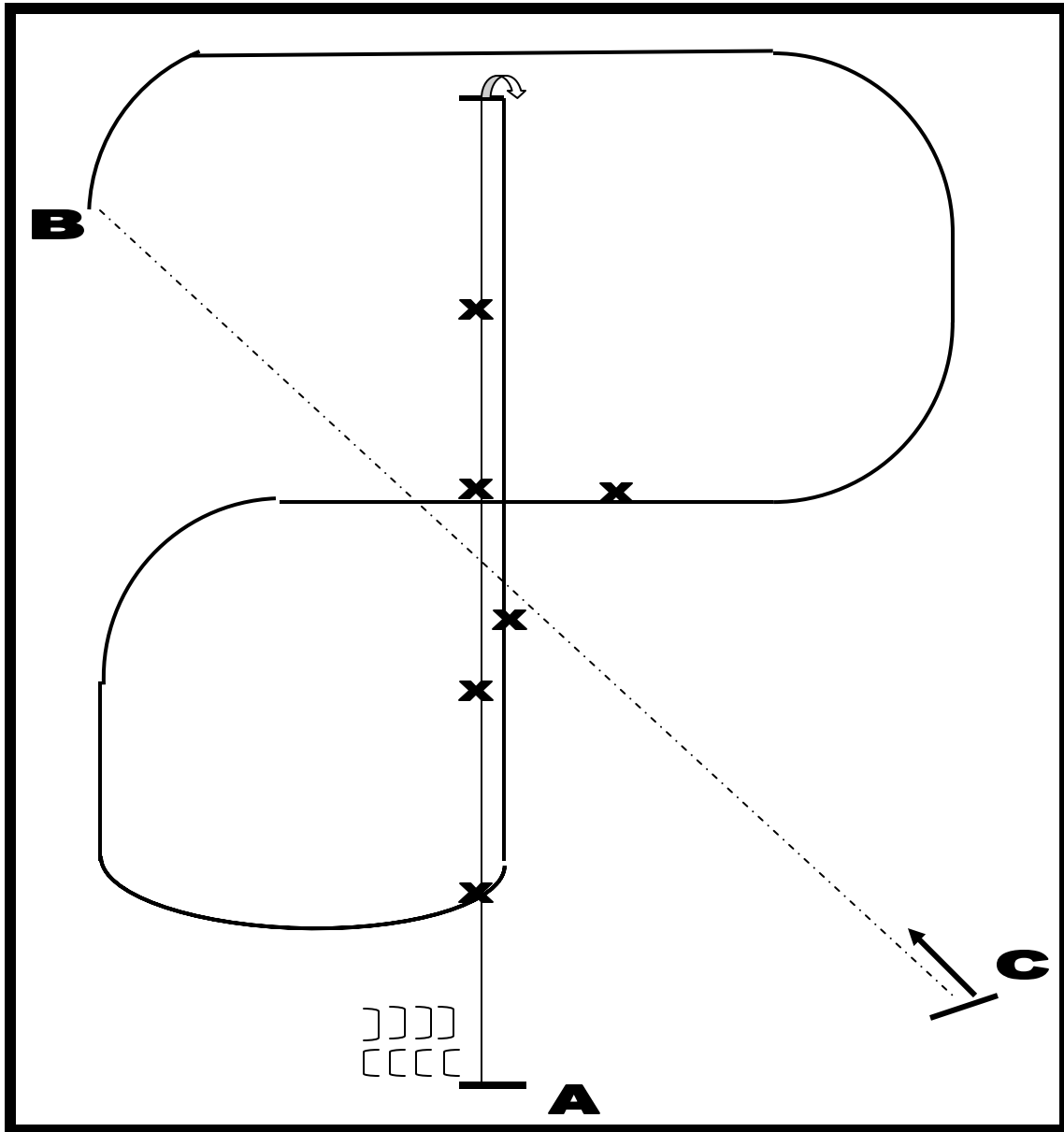
1. Wait at A. When acknowledged proceed at a posting trot up center of arena changing diagonal four (4) times. Halt at far end of arena.
2. Execute a 270-degree left forehand turn.
3. Canter on left lead. $\frac{3}{4}$ of the way down arena change leads (simple) and make a circle to the right, continuing back to center.
4. Change lead (simple) and circle to the left and continues on rail around arena. At cone B, break down to an extended trot and continue diagonally across arena to cone C.
5. Halt. Have horse stand for 8 seconds. Back 5 steps and close. Wait to be dismissed by judge.

Intermediate Saddle Seat Gold Pattern #1



1. Wait at A. When acknowledged proceed at a posting trot, showing correct diagonal and changing diagonal four (4) times.
2. Continue up to far end of arena and around to centerline and go directly into a trotting figure-8 starting to the right. Halt.
3. Canter a figure-8, starting to the right.
4. Continue canter to center of arena and halt.
5. Execute a 90-degree right forehand turn.
6. Sidepass 8 steps (4 crossovers) to the right. After completing, sidepass 8 steps (4 crossovers) to the left.
7. Drop irons and pick-up a posting trot to rail and continue to cone B.
8. Halt. Pick-up stirrups and wait to be excused by judge.

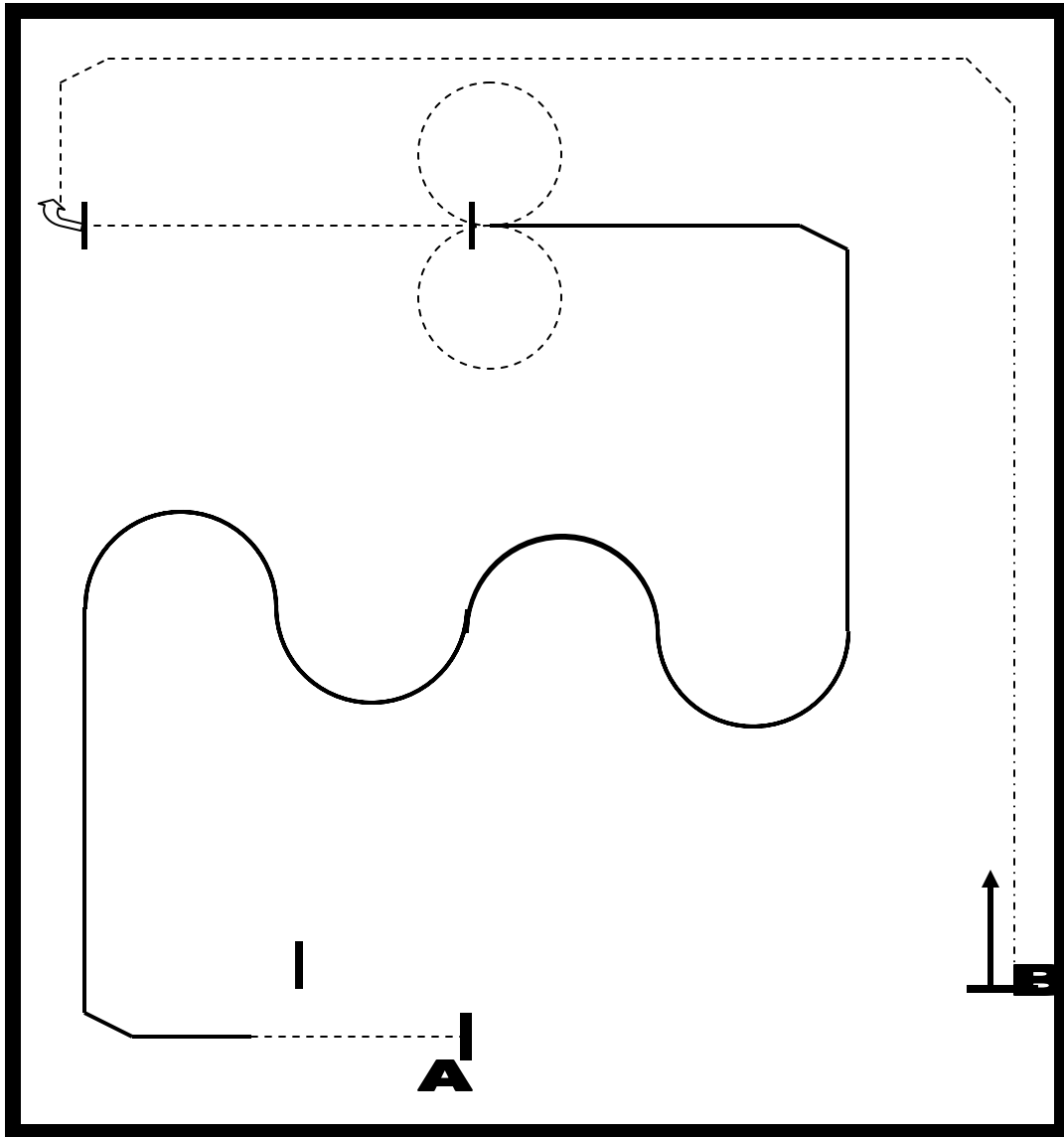
Intermediate Saddle Seat Gold Pattern #2



1. Wait at A. When acknowledged side pass 8 steps to the left (4 crossovers) then 8 steps to the right (4 crossovers) then proceed at a posting trot up center of arena changing diagonal four (4) times. Halt at far end of arena.
2. Execute a 180-degree right forehand turn.
3. Canter on left lead. $\frac{3}{4}$ of the way down arena change leads (simple) and make a circle to the right, continuing back to center.
4. Change lead (simple) and circle to the left and continues on rail around to end arena. At cone B, break down to an extended trot and continue diagonally across arena to cone C.

Halt. Have horse stand for 8 seconds. Back 5 steps and close. Wait to be dismissed by judge.

Intermediate Saddle Seat Gold Pattern #3



1. Wait at A. When acknowledged pick-up a posting trot.
2. Before reaching the corner pick-up a canter.
3. Halfway down the arena turn right and perform a serpentine demonstrating three (3) changes of leads.
4. Turn to the left and halt at centerline.
5. Trot a figure-8, starting either direction, showing correct diagonal. Trot to the rail at a sitting trot. Halt.
6. Execute a 90-degree right forehand turn and pick-up a posting trot for the width of the arena.
7. Extend the trot down the length of the arena.
8. Halt, address reins. Back 5 steps and wait to be excused by judge.